



सत्यमेव जयते

Government of India  
Ministry of Commerce & Industry  
Department of Commerce

# ANNUAL REPORT 2020-21

DEPARTMENT OF COMMERCE



<b>Overview</b> .....	<b>2</b>
<b>1. Organizational Structure and Functions</b> .....	<b>6</b>
<b>2. Global Economic and Trade Situation</b> .....	<b>19</b>
<b>3. Trends in India's Foreign Trade</b> .....	<b>23</b>
<b>4. Foreign Trade Policy, EXIM Trade and Major Schemes</b> .....	<b>29</b>
<b>5. Export Promotion Mechanism</b> .....	<b>49</b>
<b>6. Commercial Relation, Trade Agreements and International Trade Organizations</b> .....	<b>76</b>
<b>7. Special Economic Zones (SEZs) and Export Oriented Units (EOUs)</b> .....	<b>123</b>
<b>8. Specialized Agencies</b> .....	<b>134</b>
<b>9. Programmes undertaken for the welfare of SCs/STs/OBCs, Women and Persons with Disabilities</b> .....	<b>183</b>
<b>10. Transparency, Public Facilitation and Allied Activities</b> .....	<b>189</b>
<b>Annexures</b> .....	<b>197</b>

# OVERVIEW



## 1. GLOBAL ECONOMIC OVERVIEW

The COVID-19 pandemic has inflicted high and rising human costs worldwide, and the necessary protection measures have severely impacted economic activity. The World Economic Outlook (WEO), October 2020 of the International Monetary Fund (IMF) has projected a global growth rate of (-) 4.4 percent, which is an upward revision of 0.8 percent as compared to their June projections. The revision indicates better than anticipated GDP outturns in the second quarter and a stronger recovery in the third quarter. Global growth is projected at 5.2 percent in 2021, which is 0.2 percent lower than those projected in the June 2020 WEO Update, and reflects expectations of persistent social distancing.

IMF's latest forecast of growth rates for advanced economies for 2020 is projected at (-) 5.8 percent, followed by a rebound in growth to 3.9 percent in 2021. For emerging markets and developing economies, there is a downgrade with the growth rate projected at (-) 3.3 percent in 2020 and then a recovery to 6.0 percent in 2021. With this, the cumulative growth in per capita income for emerging markets and developing economies over 2020-21 is projected to be higher than that for advanced economies.

## 2. GLOBAL TRADE

The COVID-19 pandemic represents an unprecedented disruption to the global economy and world trade, as production and consumption are scaled back across the globe. As per the WTO October 2020 estimates, world merchandise trade is expected to decline by 9.2 percent in 2020, followed by a 7.2 percent rise in 2021. The trade decline in Asia of (-) 4.5 percent for exports and (-) 4.4 percent for imports in 2020 will be smaller than in other regions. World trade shows signs of bouncing back from a deep COVID-19 induced slump, but any recovery could be disrupted by the ongoing pandemic effects.

Performance of trade during the COVID-19 outbreak has much to do with the nature of the pandemic and the policies used to combat it. Lockdowns and travel restrictions have imposed significant supply-side constraints on national economies, drastically reducing output and employment in many sectors. At the same time, robust monetary and fiscal policies have propped up incomes, allowing consumption and imports to rebound once lockdowns were eased.

## 3. INDIA'S MERCHANDISE TRADE

Financial year 2019-20 saw a global economic slowdown, which was aggravated in the last two months of the financial year by the onset of the COVID pandemic, which saw exports declining by (-)5.1 percent from the peak of US\$ 330.1 billion in 2018-19 to US\$ 313.4 billion in 2019-20. During April-December 2020 (QE) exports were US\$ 200.8 billion as against US\$ 238.3 billion during the period April-December 2019, registering a negative growth of (-) 15.7 percent. India's exports have been under much stress in the current financial year. However, given the continued emphasis of the Government of India, on increasing competitiveness of Indian exports, through Export Promotion Councils and the larger exporter community, India's export performance will be promoted vigorously in the face of these adverse developments.

Imports during 2019-20 also registered a decline of (-) 7.7 percent from US\$ 514.1 billion in 2018-19 to US\$ 474.7 billion in 2019-20. Import during April-December (QE) 2020 stood at US\$ 258.3 billion, recording a decline of (-) 29.1 percent compared to US\$ 364.2 billion during April-December 2019.

The trade deficit in 2019-20 was estimated at US\$ 161.3 billion as against the deficit of US\$ 184 billion in 2018-19. In April-December 2020(QE), trade deficit narrowed down to US\$ 57.5 billion from US\$ 125.9 billion in April-December 2019.

## 4. INDIA'S SERVICES TRADE

Despite a global slowdown in 2019-20, which was further aggravated by the ongoing COVID-19 crisis, services sector has continued to register a positive growth in 2019-20. Services exports in 2019-20 stood at US\$ 213.2 billion as compared to US\$ 208 billion recorded in 2018-19, which is a growth of 2.5 per cent.

India's services exports (estimated) stood at US\$ 147.7 billion in April-December 2020 (E) as compared to US\$ 160.7 billion in April-December 2019, a negative growth of (-)8.1 percent.

Services imports in 2019-20 increased by 1.8 per cent to US\$ 128.3 billion, compared to US\$ 126.1 billion in 2018-19. The cumulative value of imports during April-December 2020 (E) was US\$ 85.0 billion, registering a negative growth of (-)14.0 percent vis-à-vis April-December 2019.

A surplus of US\$ 84.9 billion and US\$ 62.7 billion was generated in services trade in 2019-20 and April-December 2020 (E) respectively. Recognizing the enormous potential and opportunity presented by the services sector, the Government of India is pursuing a comprehensive and focused strategy aimed at encouraging innovation, skill development, infrastructure upgradation and cross cutting domestic reforms to enhance competitiveness and position India as a Global Services Hub.

## 5. INITIATIVES TAKEN BY THE DEPARTMENT OF COMMERCE TO BOOST INDIA'S EXPORTS IN THE COVID/POST-COVID TIMES

### (A) Relief for exporters during COVID-19

In order to provide relief to the exporters during the period of COVID-19 outbreak, the validity of Advance Authorizations has been extended by 6 months and Export Obligation Period has been extended by 6 months. Foreign Trade Policy has also been extended up to 31<sup>st</sup> March 2021. Further, additional support has been provided to farmers via concessional credit.

### (B) India as a supplier of medical supplies to the world during COVID-19

Government of India supplied medicines including Hydroxychloroquine and Paracetamol, N95 masks, 2/3 ply surgical masks, alcohol-based sanitizers, PPE coveralls, PPE kits diagnostic kits/ laboratory reagents, PPEs and ventilators throughout the world during this period. Special exemptions from prohibition were granted for supplies of these medical items to these countries as part of India's assistance to fight COVID-19.

### (C) Enhanced Ease of Doing Business through electronic governance and trade facilitation

Various technology driven solutions were undertaken for foreign trade facilitation. Electronic platform for Preferential Certificate of Origin (COO) was released and various FTA partner countries were persuaded to accept e-COOs. Duty Exemption Authorizations such as Advance Authorization and EPCG were made paperless and the digitally encrypted authorization data is being auto-transmitted to customs. MEIS export benefits were issued through faceless, auto-approval processes in real-time and supplemented with an online module for voluntary e-transfer of Duty Credit Scrips. Steel Import Monitoring System (SIMS) for advance intimation of steel imports was implemented.

Import Monitoring System (IMS) is being developed for Aluminum, Copper, Footwear, Furniture, Paper, Sports goods, Gym equipment, etc. Further, 24x7 Auto-Generation of e-IEC (Importer Exporter Code) has been implemented.

### (D) Adoption of Technical Regulations (TRs) and Quality Control Orders (QCO's)

To strengthen the quality ecosystem in the country, focused efforts are being made in consultation with line Departments/Ministries for addressing regulatory gaps in priority areas. Technical regulations have been formulated for 185 product lines (covering import value of more than US\$ 57 billion). Omnibus technical regulations to cover the product categories of chemicals and machineries are also being prepared by the Departments concerned in consultation with the stakeholders.

### (E) Transparency in Public Procurement through Government e-Marketplace (GeM)

The total transaction value on GeM portal has crossed Rs.74, 552 Crore as on 30<sup>th</sup> December 2020. There are 17.6 Lakh listed products, 9 Lakh sellers and service providers and 11,543 product categories on GeM. GeM has helped to promote transparent public procurement while giving a fair opportunity and level playing field to vendors.

### (F) Fast track mechanism for trade remedy

In its efforts to promote transparency, efficiency and expeditious relief to the domestic industry, the e-filing facility for anti-dumping investigations has been formally launched to facilitate filing of petitions by the domestic industry. Further, an online portal titled ARTIS (Application for Remedies in Trade for Indian industry and other Stakeholders) has been developed to facilitate online filing of applications for trade remedies.

### (G) Enhanced capacity of Export Credit, Insurance and MAI assistance

Under National Export Insurance Account during January-December 2020, value of exports supported was Rs.1767.67 Crore and insurance cover worth Rs.1816.55 Crore was issued. During January-December 2020, ECGC has supported exports of Rs.499.993 Crore, earned Rs.986 Crore in premium, added 15154 buyers, issued 11839 policies and settled claims of Rs.677.77 Crore. Capital infusion

in ECGC of Rs.390 Crore has been made during the current financial year. An assistance of Rs.131.55 Crore has been provided under Market Access Initiatives during the period from 01.04.2020 to 19.01.2021.

#### **(H) Developing Districts as Export Hub**

To develop each District as an Export Hub, the efforts of the Central and State Government are being synergized in promotion of exports from each district. In this regard, various measures have been undertaken viz., preparation of State export strategy/policy by all State/UT Governments, product/service identification in each District, constitution of District Export Promotion Committees (DEPC), preparation of District Export Action Plans (DEAPs) by DGFT Regional Authorities (RAs) adoption of DEAPs by DEPCs and monitoring implementation of DEAPs, identifying

agricultural/toy clusters in the Districts, mapping GI product in each District and export development centres for promoting E-Commerce from the districts.

#### **(I) Global Indices to drive Reforms and Growth (GIRG)**

The Government of India has decided to track select Global Indices to drive Reforms and Growth (GIRG). Department of Commerce is the nodal department for 3 such global indices namely KOF Globalization Index, Logistics Performance Index and Services Trade Restrictiveness Index. Further, Department of Commerce is also supporting other nodal Ministries/ Departments by providing inputs for various parameters in respect of indices like Global Competitiveness Index, Corruption Perception Index, Rule of Law Index, Network Readiness Index, Global Innovation Index etc.



# ORGANIZATIONAL STRUCTURE AND FUNCTIONS



## 1. FUNCTIONS

The Department of Commerce (DoC) formulates, implements and monitors the Foreign Trade Policy (FTP) which provides the basic framework and strategy. The Foreign Trade Policy is periodically reviewed to incorporate changes necessary to take care of emerging economic scenarios, both domestic and international. Besides, the Department is also entrusted with responsibilities relating to multilateral and bilateral commercial relations, Special Economic Zones, State trading, export promotion and trade facilitation, development and regulation of certain export-oriented industries and commodities.

The Department is headed by a Secretary who is assisted by two Special Secretaries, one Additional Secretary & Financial Adviser, two Additional Secretaries / Additional Secretary level officers, twelve Joint Secretaries/Joint Secretary level officers and a number of other senior officers.

The Department is functionally organized into the following 10 Divisions:

- ◆ International Trade Policy Division
- ◆ Foreign Trade Territorial Division
- ◆ Export Products Division
- ◆ Export Industries Division
- ◆ Export Services Division
- ◆ Economic Division
- ◆ Administration & General Service Division
- ◆ Finance Division
- ◆ Supply Division
- ◆ Logistics Division

The various offices /organizations under the administrative control of the Department are:

- ◆ Two attached offices
- ◆ Ten subordinate offices
- ◆ Ten autonomous bodies
- ◆ Five Public Sector Undertakings
- ◆ Special Purpose Vehicle (SPV) created under Section 8 of the Companies Act, 2013 (Government e-Marketplace)

- ◆ Fourteen Export Promotion Councils
- ◆ One advisory body and
- ◆ Six other organizations

A complete list of these offices/ organizations along with the postal addresses is given at Annexure-A.

The broad organizational set up and major role and functions of the offices/organizations under the administrative control of the Department are discussed below:

### (A) Attached offices

#### (i) Directorate General of Foreign Trade (DGFT)

Directorate General of Foreign Trade (DGFT) is an attached office of the Ministry of Commerce and Industry. Right from its inception till 1991, when liberalization in the economic policies of the Government took place, DGFT has been essentially involved in the regulation and promotion of Foreign Trade. Keeping in line with policies of liberalization and globalization and the overall objective of increasing exports, DGFT has been assigned the role of a "Facilitator". The transition has been from prohibition and control of imports/exports towards promotion and facilitation of exports/imports, keeping in view the interests of the country.

This Directorate, with headquarters at New Delhi, is headed by the Director General of Foreign Trade. It assists the Government in formulation of Foreign Trade Policy (FTP) and is responsible for implementing the Policy and Schemes under FTP with the main objective of promoting India's exports. Further, it is responsible for implementation of Foreign Trade (Development and Regulation) Act, 1992 and Rules and Regulations notified thereunder. The DGFT also issues authorizations to exporters and monitors their corresponding obligations through a network of 24 regional offices.

#### (ii) Directorate General of Trade Remedies (DGTR)

The Directorate General of Trade Remedies (DGTR) (earlier known as Directorate General of Anti-Dumping & Allied Duties) is an attached office of the Department of Commerce, Ministry of Commerce & Industry. The Directorate General of Anti-Dumping & Allied Duties (DGAD), formed in 1997, was restructured as DGTR in May 2018 by reorganizing and incorporating all

the trade remedial functions i.e. Anti-Dumping Duty (ADD), Countervailing Duty (CVD), Safeguards Duty (SGD) and Safeguards Measures (QRs) under a single window framework. Thus, the DGTR has been formed by merging the functions of DGAD (Department of Commerce), Directorate General of Safeguards (Department of Revenue) and Safeguards (QR) functions of DGFT into its fold. The DGTR is a professionally integrated organization with multi-sector skill sets emanating from officers drawn from different services and specializations.

DGTR is the single national authority for administering all trade remedial measures including anti-dumping, countervailing duties and safeguard measures. The DGTR provides a level playing field to the domestic industry against the adverse impact of the unfair trade practices, like dumping and actionable subsidies from any exporting country, by using trade remedial methods under relevant framework of the WTO arrangements, the Customs Tariff Act & Rules and other relevant laws and international agreements, in a transparent and time bound manner. It also provides trade defence support to our domestic industry and exporters in dealing with instances of trade remedy investigations instituted against them by other countries.

## **(B) Subordinate offices**

### **(i) Directorate General of Commercial Intelligence and Statistics (DGCI&S)**

The Directorate General of Commercial Intelligence & Statistics (DGCI&S) is the premier organization of Government of India for collection, compilation and dissemination of India's trade statistics and commercial information. The Directorate, headed by a Director General, has its office at Kolkata and is responsible for collecting, compiling and publishing/disseminating trade statistics and various types of commercial information required by the policy makers, researchers, importers, exporters, traders as well as overseas buyers. It is the first large scale data processing organization functioning as a nodal agency for export & import data, with an ISO certification 9001:2015 for compilation and dissemination of India's foreign trade statistics.

### **(ii) Offices of Development Commissioners of Special Economic Zones (SEZs) at Cochin Special Economic Zone, Falta Special Economic Zone, Madras Export Processing Zone (MEPZ)**

### **Special Economic Zone, Kandla Special Economic Zone, Santacruz Electronics Export Processing Zone (SEEPZ) Special Economic Zone, Visakhapatnam Special Economic Zone and Noida Special Economic Zone**

The main objectives of the SEZ Scheme are generation of additional economic activity, promotion of exports of goods and services, promotion of investment from domestic and foreign sources, creation of employment opportunities along with the development of infrastructure facilities. All the laws of India are applicable in SEZs unless specifically exempted as per the SEZ Act/Rules. Each Zone is headed by a Development Commissioner and is administered as per the SEZ Act, 2005 and SEZ Rules, 2006. Units may be set up in the SEZ for manufacturing, trading or for service activity. The units in the SEZ have to be net foreign exchange earners but they are not subject to any predetermined value addition, except Gems & Jewellery Units, or minimum export performance requirements. Sales in the Domestic Tariff Area from the SEZ units are treated as if the goods are being imported and are subject to payment of applicable customs duties.

### **(iii) Pay and Accounts Office (Commerce & Textiles)**

The Secretary is the Chief Accounting Authority. This responsibility is discharged with the help of the Chief Controller of Accounts (CCA) on the advice of the Financial Advisor of the Ministry. The Secretary certifies the appropriation accounts and represents the Ministry in the Public Accounts Committee and Standing Parliamentary Committee on Accounts.

There is a common accounting wing for both the Department of Commerce & Ministry of Textiles. The accounts wing functions under the supervision of Chief Controller of Accounts (CCA) who is assisted by a Controller of Accounts (CA), Assistant Controller of Accounts (ACA) and 10 Pay and Accounts Offices (PAOs), 4 PAOs in Delhi and 2 each at Chennai, Mumbai, Kolkata. The responsibility of the Budget Division of the Ministry is also entrusted to the CCA. CCA extends all assistance to Financial Advisor in budgeting, monitoring & control of expenditure, renders professional expertise in matters related to Financial Management System, preparation of disclosure statements as required under FRBM Act, Annual Finance Accounts, Appropriation

Accounts and estimation & flow of non-tax revenue receipts etc.

The functions of the accounting wing include payment of claims, accounting transactions, consolidation of accounts and other related matters like finalization & payment of pension, revision of pension with the help of Drawing & Disbursing Officer (DDO) & payment of final GPF cases, loans & advances, Grants in Aid, maintenance of General Provident Fund (GPF) / Contributory Provident Fund (CPF), New Pension System (NPS), Leave Salary Contribution & Pension Contribution (LSC & PC) etc. Further, implementation and smooth functioning of PFMS (EAT/DBT) in various entities is also coordinated by CCA Office along with monitoring of smooth working of PFMS modules viz. EIS, EAT, Pension, GPF, CDDO Package, NTRP, LOA etc.

There is an internal audit wing of the Department which handles the internal audit work. There are 347 units under the jurisdiction of Department of Commerce and Ministry of Textiles. The role of internal audit is to study the accounting and implementation of the prescribed procedure with a view to ensure that they are correct & adequate.

Consequent upon Cabinet's decision to close the DGS&D w.e.f. 31.10.2017, the office of CCA (Supply) has been discontinued and residual works are now being handled by CCA (Commerce) with skeletal staff and 3 PAOs in New Delhi and Kolkata.

## **(C) Autonomous bodies**

### **(i) Coffee Board**

The Coffee Board is a statutory organization under the Ministry of Commerce & Industry, constituted under the Coffee Act 1942. The Board comprises 33 members including the Secretary, who is the Chief Executive appointed by the Government of India, a non-executive Chairman and remaining 31 members include Members of Parliament, official members representing the interest of Coffee growing States and members representing various interests of the Coffee Industry. The Coffee Board focuses its activities in the areas of research, extension, development, market intelligence, external & internal promotion and labour welfare measures. The Coffee Board functions with its Head Office in Bengaluru. The Central Coffee Research Institute (CCRI) at Balehonnuru, Chikkamagaluru

District, Karnataka is the headquarters of the Research Department with a Sub-Station at Chettalli (Karnataka) and Regional Research Stations at Chundale (Kerala), Thandigudi (Tamil Nadu), Narasipatnam (Andhra Pradesh) and Diphu (Assam). The extension network is spread over the traditional coffee growing areas (Karnataka, Kerala and Tamil Nadu), non-traditional areas (Andhra Pradesh and Odisha) and North Eastern Region (Assam, Tripura, Mizoram, Meghalaya, Nagaland, Manipur and Arunachal Pradesh).

### **(ii) Rubber Board**

The Rubber Board is a statutory body constituted under Section 4 of the Rubber Act, 1947 and functions under the administrative control of the Ministry of Commerce and Industry. The Board is headed by a Chairman appointed by the Central Government and has 29 members representing various interests of natural rubber industry such as rubber growing sector, rubber manufacturing industry, labour interest, representatives of Governments of principal rubber growing states and Members of Parliament (two from House of People and one from Council of States), including the Executive Director. The executive and administrative powers of the Board are vested with the Executive Director. The Board's headquarters is located at Kottayam in Kerala. The developmental and regulatory functions pertaining to the entire value chain of the Indian rubber industry are discharged by the Board by way of assisting and encouraging research, development, extension and training activities related to natural rubber (NR). The functions of the Board also include maintaining statistics of rubber, promoting marketing of rubber and undertaking labour welfare activities. The Rubber Research Institute of India (RRII), established in 1955, is situated at Kottayam, Kerala and has nine Regional Research Stations (RRS) located in various rubber growing states of the country. RRII took up the research activities for ensuring biological and technological improvement of NR in the country. The Board has also a training department viz., Rubber Training Institute (RTI) located at Kottayam and acts as the link between research and extension activities for technology transfer. Rubber Board has the mandate for human resource development in all sectors of the NR industry comprising production, processing, product manufacturing, marketing and consuming sectors and has a significant role in the development of the rubber industry.

**(iii) Tea Board**

The Tea Board is a statutory body constituted under the Tea Act, 1953 to discharge various functions, duties and responsibilities envisaged in the Act for the overall development of the tea industry in India. The Tea Board consists of 31 members, including the Chairman. The tenure of the Board is three years. The term of the present Board is from 11.02.2019 to 10.02.2022. The Deputy Chairman is the Chief Executive Officer who is assisted by two Executive Directors stationed at zonal offices at Guwahati, Assam (for the entire North Eastern Region) and at Coonoor, Tamil Nadu (for the entire South India Region). The functions of the Board are to develop effective management strategies to facilitate competence and innovation in tea plantations, innovative processing technology for producing good quality teas, augmentation of high value tea for exports, capacity building for human resources at all levels in the tea industry, strengthening of Research and Development to evolve quality planting materials and manufacturing techniques and collectivization of small tea growers into SHGs, FPOs and FPCs for their sustainability and include them in the value chain.

**(iv) Tobacco Board**

Tobacco is an important commercial crop grown in India. In order to regulate production, promote overseas marketing and control recurring instances of imbalances in supply and demand, the Tobacco Board was established by the Government of India under the Tobacco Board Act of 1975. The headquarters of Tobacco Board is at Guntur in Andhra Pradesh and is headed by a Chairman.

The Tobacco Board Act, 1975 aims at planned development of tobacco industry in the country. The various activities of the Board outlined in the Act for the promotion of the industry are:

- ◆ Regulating the production and curing of Virginia Tobacco with regard to the demand in India and abroad.
- ◆ Propagating information useful to the growers, dealers and exporters (including packers) of Virginia tobacco and manufacturers of tobacco products and others concerned.
- ◆ Promoting tobacco grading at the level of growers.
- ◆ Establishment of auction platforms for sale of Virginia tobacco by registered growers and functioning as an auctioneer at auction platforms.
- ◆ Maintenance and improvement of existing markets and development of new markets outside India.
- ◆ Constant monitoring of the Virginia tobacco market, both in India and abroad and ensuring fair and remunerative price to the growers.
- ◆ Purchasing Virginia tobacco from the growers when the same is considered necessary or expedient for protecting the interest of growers with the prior approval of the Government of India.

**(v) Spices Board**

The Spices Board was constituted as a statutory body on 26<sup>th</sup> February, 1987 under Section 3 of the Spices Board Act, 1986. The Spices Board consists of 31 members and the Board is lead by the Chairman (non-official) and headed by the Secretary with its head office at Kochi in Kerala. The Spices Board is responsible for the overall development of cardamom industry and export promotion of 52 spices as scheduled under the Spices Board Act, 1986. The functions of the Board include research & development, domestic marketing of small and large cardamom, promotion, development, regulation of export of spices and quality control through quality evaluation labs, post-harvest quality improvement and development of organic spices in the North Eastern region. The Board is the authority to issue certificates of registration as exporter of spices and issue of cardamom dealers and auctioneers certificates. The Board undertakes programmes and projects like infrastructure support for hi-tech processing in spices for value addition, encouraging studies and research on medicinal properties of spices, development of new products, participation in international and domestic fairs, packaging, setting up spice parks in major spice growing centres and arranging buyer-seller meets for establishing direct market linkage between farmers and exporters. The licensed/registered cardamom auctioneers and dealers facilitate the domestic marketing through cardamom e-auctions at the e-auction centres established by the Board.

### **(vi) The Marine Products Export Development Authority (MPEDA)**

The Marine Products Export Development Authority, a statutory body under the Department of Commerce, Ministry of Commerce & Industry, was instituted under the MPEDA Act, 1972 with a mandate of developing a conducive ecosystem for marine products in the country and promotion of its export from India.

### **(vii) Agricultural and Processed Food Products Export Development Authority (APEDA)**

The Agricultural and Processed Food Products Export Development Authority (APEDA) was established in 1985 by the Government of India under the Agricultural and Processed Food Products Export Development Authority Act. APEDA has its headquarters at New Delhi and is headed by a Chairman. It has set up five regional offices at Mumbai, Bengaluru, Hyderabad, Kolkata and Guwahati.

The primary objective of APEDA is to undertake the development and promotion of export of 14 agricultural and processed food products, listed in first schedule of APEDA Act. In addition, APEDA is also responsible for registration and protection of the intellectual property rights (in India or outside India) for the special products listed in Second Schedule. Currently, the Second Schedule contains only Rice.

APEDA also functions as the Secretariat of the Certification Bodies under National Programme for Organic Production (NPOP) for Organic exports.

### **(viii) Export Inspection Council of India (EIC)**

The Export Inspection Council (EIC) was established by the Government of India under Section 3 of the Export (Quality Control and Inspection) Act, 1963 to ensure sound development of export trade of India through quality control and pre-shipment inspection and for matters connected thereof. The EIC is an advisory body to the Government of India and is headed by a Chairman. The Executive Head of the EIC is Director (Inspection and Quality Control) who is responsible for enforcement of quality control and pre-shipment inspection of various commodities meant for export, which are notified by the Government under the Export (Quality Control and Inspection) Act, 1963. The major

role of the EIC is to ensure the quality and safety of products exported, in order to meet the requirements of the importing countries. This assurance is provided through either a consignment-wise inspection system or quality assurance/food safety management system-based certification. With more than fifty years of experience in the field of inspection, testing and certification of food items as per the importing country requirements, the EIC has developed global acceptance and recognition.

The EIC is actively involved in standard setting process at national and international levels and provides feedback to ensure the interest of exporters are well protected. The EIC has adopted Quality Management System and is ISO 9001:2015 certified to ensure the realization of its objectives.

### **(ix) Indian Institute of Foreign Trade (IIFT)**

Indian Institute of Foreign Trade (IIFT) was set up on 2<sup>nd</sup> May 1963 as an autonomous institution with a focus on foreign trade related research and training. In recognition of its all-round achievements, the institute was given the status of “Deemed to be University” in May 2002 by University Grants Commission (UGC) and graded as Category - I “Deemed to be University” in June 2018 by University Grants Commission (UGC). The National Assessment and Accreditation Council (NAAC) accredited IIFT with the highest grade ‘A’ with overall CGPA score of 3.53 in 2015.

In NIRF Ranking 2020, wherein a total 630 business schools participated in the management category, IIFT has been ranked 26<sup>th</sup> under management category, moving up by five places, as compared to last year (ranked 31<sup>st</sup> in 2019).

IIFT participated in Business Today-MDRA B-School Ranking Survey 2020 and secured the following positions:

- ◆ In Government B-School Category, IIFT has been ranked 7<sup>th</sup> Best B-School in India
- ◆ On the parameter of Top B-School overall, IIFT has been ranked 11<sup>th</sup> Best B-School in India
- ◆ In Career-360 B-School ranking, IIFT secured 14<sup>th</sup> rank as Best B-School in India

The Board of Management (BoM) is the principal executive body of the Institute. The BoM consists

of 11 members and is headed by the Director of the Institute. The Secretary, Department of Commerce is the Chairman of the Institute. The Director of the Institute is the principal executive of the Institute and exercises supervision and control over the affairs of the Institute.

#### **(x) Indian Institute of Packaging (IIP)**

The Indian Institute of Packaging (IIP) is an autonomous body set up by the leading packaging and allied industries and the Department of Commerce, Government of India, in May 1966 under the Societies Registration Act, 1860. The Institute is headquartered at Mumbai and its branches are located at Kolkata (1976), Chennai (1971), Delhi (1986), Hyderabad (2006) and Ahmedabad (2017). The Institute is involved in various activities like testing and certification of packaging materials and packaging for domestic and export market, including mandatory UN certification of packaging for transport of hazardous/dangerous goods, training and education, consultancy and projects and research & development in the area of packaging.

The Institute has an excellent rapport with international organizations like World Packaging Organization (WPO) and Asian Packaging Federation (APF). The Institute has been acting as a nodal agency for issuing of UN certificate and testing of packaging for dangerous goods and hazardous chemicals for export over last 25 years. The Institute also imparts training in innovative and aesthetic packaging to the artisans, weavers, exporters, stakeholders etc. involved in the handloom & handicrafts sectors.

#### **(D) Public Sector Undertakings (PSUs)**

##### **(i) State Trading Corporation of India Limited (STC)**

STC was set up on 18<sup>th</sup> May 1956 primarily with a view to undertake trade with East European countries and to supplement the efforts of private trade and industry in developing exports from the country. STC played an important role and arranged imports of essential items of mass consumption (such as wheat, pulses, sugar, edible oils, etc.) and industrial raw materials into India and also contributed significantly in developing exports of a large number of items from India.

STC has a paid up equity capital of Rs. 60 Crore and the

share of Government of India in STC's equity is 90%. The company has stopped new business operations since 2018-19 due to administrative reasons.

The STCL Ltd. (formerly Spices Trading Corporation Ltd.), a subsidiary of STC, is in the process of winding up and has stopped all its business activities since 2014-15.

##### **(ii) MMTC Limited**

The MMTC Limited was incorporated in 1963 as an independent entity primarily to deal in exports of minerals and ores and imports of non-ferrous metals. Over the years, MMTC diversified its business portfolio keeping in view national requirements and new business opportunities, including import and export of various commodities like fertilizers, bullion, agro etc. were progressively added to the portfolio of the company.

Besides acting as the canalizing agency for iron ore, manganese ore, chrome ore/concentrate, MMTC functions as one of the nominated agencies for import of gold & silver and urea, trading in other commodities and investment in trade related Joint Ventures.

MMTC Transnational Pte. Ltd., Singapore (MTPL) is a wholly owned subsidiary company of MMTC and was incorporated in October 1994 under the laws of Singapore with a share capital of US\$ 1 million. Since inception, the company has been engaged in commodity trading and has established itself as a credible trading company in Singapore.

##### **(iii) PEC Limited**

PEC Limited was incorporated as a subsidiary company of State Trading Corporation in 1971 as "The Projects and Equipment Corporation of India Limited" and became an independent company in 1991. The name of the company was changed to PEC Limited on 25<sup>th</sup> November 1997. The main functions of PEC Limited included export of engineering equipment and projects, import of bullion and trading in industrial raw materials and agro commodities. PEC achieved a turnover of Rs 8.08 crore (provisional) during 2019-20. The company has stopped new business operations since September 2019 due to administrative reasons.

**(iv) ECGC Ltd (Formerly Export Credit Guarantee Corporation of India Ltd.) and National Export Insurance Account Trust (NEIA)**

**(a) ECGC Ltd (Formerly Export Credit Guarantee Corporation of India Ltd.)**

ECGC Limited, a premier export credit agency (ECA) of the Government of India, was set up in 1957 in Mumbai, under the Companies Act 1956, to provide export credit insurance services on Short Term (ST) and Medium and Long Term (MLT) basis to exporters and banks on a 'no-profit no-loss basis', to promote and support exports from India. It is a Central Public Sector Enterprise (CPSE) under the administrative control of Department of Commerce. The mission of ECGC is to support the Indian Export Industry by providing cost effective insurance and trade related services to meet the growing needs of Indian exports by optimal utilization of available resources. ECGC's services enable access to bank finance, access to information and support in recovery of delinquent debts from foreign buyers/countries.

**(b) National Export Insurance Account Trust (NEIA)**

Government of India established NEIA Trust in 2006 to promote project exports from India that are of strategic and national importance. The trust was set up with an initial corpus of Rs 66 crore.

NEIA, through its cover for project exports, helps make Indian project exporters more competitive and gain a stronger foothold in regions of national strategic interest. Successful project exports enable sustained visible impact on India's capacity in executing projects abroad.

**(v) India Trade Promotion Organization (ITPO)**

India Trade Promotion Organisation (ITPO) was formed in the year 1976, after re-naming Trade Fair Authority of India (TFAI) and merging of Trade Development Authority of India (TDA). ITPO is a Schedule 'B' Miniratna Category-I CPSE under the administrative control of Department of Commerce, with 100% shareholding by the Government of India.

ITPO is a premier trade promotion agency of India, providing a broad spectrum of services to trade industry and acting as a catalyst for growth of India's trade. ITPO is engaged in providing services pertaining to promotion/ facilitation of trade by organizing/

participating in trade fairs in India and abroad, thereby increasing India's exports.

The main objectives of ITPO are as under:

- ◆ To promote, organize and participate in industrial trade and other fairs and exhibitions in India and abroad and to take all measures incidental thereto for boosting the country's trade
- ◆ To publicise in India and abroad, International Trade Fairs and Exhibitions to be held in India and invite the foreign participants to participate in them
- ◆ To undertake promotion of trade in goods and services connected with or relating to fairs, exhibitions, conventions in India and abroad
- ◆ To undertake promotion of exports and to explore new markets for traditional items of export and develop exports of new items with a view to maintaining, diversifying and expanding the export trade

**(E) Government e-Marketplace (GeM) - Special Purpose Vehicle created under Section 8 of the Companies Act, 2013 (GeM-SPV)**

The Union Cabinet approved the setting up of Government e-Marketplace (GeM) as the National Public Procurement Portal as a Section 8 Company registered under the Companies Act, 2013, for providing procurement of goods & services required by Central & State Government organizations. Government of India (Allocation of Business) Rules, 1961, vide notification dated 8<sup>th</sup> December 2017 has made the following entry:

*"32. Development, operation and maintenance of National Public Procurement Portal - Government e Marketplace"*

As per Rule 149 of GFR 2017, goods and services that are available on GeM should be mandatorily procured through GeM. In order to fully realize the immense advantages accruing in terms of ease of procurement through an open and transparent procurement platform, all the State Governments and UTs (except Kerala and Sikkim) have executed the MoU with GeM for seamless procurement of Goods and Services required by them.

**(F) Export Promotion Councils (EPCs)**

At present, there are fourteen Export Promotion

Councils (EPCs) under the Department of Commerce. The EPCs are registered as non-profit organizations under the Companies Act/Societies Registration Act. The roles and functions of these Councils are guided by the Foreign Trade Policy 2015-20 which also recognizes them as registering authorities for exporters.

**(i) Basic Chemicals, Cosmetics & Dyes Export Promotion Council (CHEMEXCIL)**

The Basic Chemicals, Cosmetics & Dyes Export Promotion Council (Chemexcil) was constituted in 1963 under the Companies Act, 1956. The Council's head office is located in Mumbai and it has four regional offices located at New Delhi, Bengaluru, Kolkata and Ahmedabad. The Council functions under the guidance of its Committee of Administration (CoA) and under the overall supervision of the Department of Commerce.

The Council is entrusted with the export promotion activities of the following products:

- ◆ Dyes & Dye Intermediates
- ◆ Inorganic, Organic and Agro Chemicals
- ◆ Cosmetics, Soaps, Toiletries and Essential oils
- ◆ Castor Oil

**(ii) Chemicals & Allied products Export Promotion Council (CAPEXIL)**

CAPEXIL was set up in 1958 under the Companies Act, 1956. The Council's Registered Office and Head Office is located in Kolkata and it has four regional offices located at Mumbai, Chennai, Kolkata and New Delhi. The Council functions under the guidance of its Committee of Administration (CoA) and under the overall supervision of the Department of Commerce. The Council is entrusted with the export promotion activities of Publications & Printing, Paper Board and Products, Glass and glassware, Miscellaneous Products, Processed Minerals, Ceramics and Allied Products, Plywood and Allied Products, Rubber Products, Ossein and Gelatine, Bulk Minerals and Ores, Natural Stones and Products, Paints, Printing Ink and Allied Products, Auto Tyres and Tubers, Animal byproducts, Cement, cement clinkers and Asbestos cement products, Graphite and explosives.

**(iii) Council for Leather Exports (CLE)**

The Council for Leather Exports (CLE) was set up in July 1984. It is an autonomous non-profit company registered under the Indian Companies Act, 1956 entrusted with export promotion activities and development of the Indian leather industry. It serves as a bridge between member-exporters and buyers all over the world. It has its registered Head Office at Chennai and five regional offices at Kanpur, Kolkata, New Delhi, Chennai & Mumbai and extension offices at Agra, UP and Jalandhar, Punjab.

**(iv) EEPC India**

The Engineering Exports Promotion Council (EEPC) India is a Council set up under the aegis of Department of Commerce for promoting exports in the engineering sector. It is a company set up under Section 25 of the Companies Act 1956 (not for profit), keeping in view the special requirement of the Indian engineering sector for export promotion. EEPC India is the nodal agency for issue of Registration-cum-Membership Certificate for engineering exports under the provisions of the Foreign Trade Policy. The company has its headquarters at Kolkata with regional offices in Mumbai, Chennai, Kolkata and Delhi and Sub-Regional Offices in Ahmedabad, Bengaluru, Hyderabad (Secunderabad) and Jalandhar for providing services to exporters of engineering products. With a view to establish closer connections with the engineering manufacturers & exporters and to have a better reach, EEPC India opened their Chapters in 12 Tier II and Tier III cities, viz., in Tamil Nadu (11<sup>th</sup> May 2019), Chhattisgarh (19<sup>th</sup> June 2019), Jharkhand (3<sup>rd</sup> July 2019), Karnataka (23<sup>rd</sup> July 2019), West Bengal (3<sup>rd</sup> August 2019), Himachal Pradesh (10<sup>th</sup> August 2019), Madhya Pradesh (24<sup>th</sup> August 2019), Andhra Pradesh (19<sup>th</sup> September 2019), Maharashtra (18<sup>th</sup> October 2019), Odisha (8<sup>th</sup> November 2019), Rajasthan (9<sup>th</sup> November 2019) and Uttarakhand (22<sup>nd</sup> November 2019).

As an advisory body, it actively contributes to the policies of Government of India and acts as an interface between the engineering industry and the Government. Set up in 1955, EEPC India now has a membership base of around 13,000 out of which 60% are SMEs. EEPC India facilitates sourcing from India and boosts the SMEs to raise their standard at par with the international best practices. It also encourages the SMEs to integrate their business with the global value

chain. Keeping 'Engineering the Future' as the motto, EEPC India serves as the reference point for the Indian engineering industry and the international business community in its efforts towards establishing India as a major engineering export hub.

#### **(v) Plastic EPC**

The Plastics Export Promotion Council was established in 1955 and is registered under section 25 of Companies Act of 1956, with the aim of promoting the exports of Plastics & Linoleum products from India. The Council's head office is located in Mumbai and regional offices are at Kolkata, Chennai, Ahmedabad and New Delhi. The Council functions under the guidance of its Committee of Administration (CoA) and under the overall supervision of the Department of Commerce.

#### **(vi) Sports Goods EPC**

The Sports Goods Export Promotion Council (SGEPC) was established in the year 1958 with an objective to promote exports of Sports Goods & Toys. The Council provides services to its members in the field of important developments taking place in the domestic and international industry. The sports goods industry in India is moving beyond cricket towards a wide variety of other sports, resulting in the growth of sports-related industries. This has opened up new business opportunities for investors looking at the Indian market – from brand building and infrastructure to niche entrepreneurial ventures.

#### **(vii) Shellac & Forest Products Export Promotion Council (SHEFEXIL)**

The Shellac Export Promotion Council was founded in June 1957, under the Companies Act, 1956. Its name was changed to Shellac and Forest Products Export Promotion Council (SHEFEXIL) on 08.02.2007. The Council's registered office is located at Kolkata and it has no additional branch or regional office. The Council functions under the guidance of its Committee of Administration (CoA) and under the overall supervision of the Department of Commerce.

SHEFEXIL is the designated nodal EPC for non-timber forest produce and also for products from north-east region. The Council is presently entrusted with the export promotion activities of the following products:

- ◆ Shellac and Lac based products
- ◆ Vegetable Saps & Extracts of herbs

- ◆ Guar Gum
- ◆ Plant & Plant Portion (Herbs)
- ◆ Fixed vegetable, Oil cake and others
- ◆ Other vegetable materials
- ◆ Multi products belonging to the North Eastern region

#### **(viii) Pharmaceuticals Export Promotion Council of India (PHARMEXCIL)**

Pharmaceuticals Export Promotion Council of India, a non-profit company, established on 13<sup>th</sup> April 2004 under the Companies Act, 1956, was set up by the Ministry of Commerce and Industry keeping in mind the unique requirements of the Indian Pharmaceutical industry for export promotion.

The council has its headquarters in Hyderabad, with regional offices at Mumbai and New Delhi, and Branch Offices in Ahmedabad, Chennai and Bengaluru. There are about 4500 members in the Council. Apart from acting as an interface with the Government, the Council also offers professional advice to its members in areas such as patent issues, compliance with regulatory requirements, technology up-gradation, trade related help, etc. Pharmexcil organises pharma industry export promotion events domestically as well as visits of Indian pharma delegations abroad, besides organizing buyer-seller meets. Pharmexcil also acts as a nodal agency for issue of Registration cum Membership certificates.

The products and services falling under the purview of Pharmexcil are Active Pharmaceutical Ingredients (API); Finished Dosage Forms (FDF); Herbal/Ayurveda; Unani; Siddha; Homeopathy; Biologics; Diagnostics; Surgicals; Nutraceuticals; Collaborative Research; Contract Manufacturing; Clinical Trials & Consultancy; Regulatory Services.

#### **(ix) Services Export Promotion Council (SEPC)**

The Services Export Promotion Council (SEPC) is an apex trade body set up by Ministry of Commerce & Industry, Government of India in 2006 to facilitate services exporters of India. As an advisory body, SEPC actively contributes to the formulation of policies of Government of India and acts as an interface between the service industry and the Government. It has been instrumental in promoting the efforts of Indian service exporting community and in projecting India's image

abroad. It organizes a large number of promotional activities such as Buyer-Seller Meets/ Reverse Buyer-Seller Meets, participation in overseas trade fairs/ exhibitions and setting up India pavilion/information booths in selected overseas exhibitions.

The Council encourages and keeps the services exporters abreast about the trends and opportunities in the international markets for services. SEPC provides assistance to its members in taking the advantage of such opportunities in order to expand and diversify their exports. Members of SEPC can avail the benefits of the Services Exports from India Scheme (SEIS) of DGFT, Ministry of Commerce and Industry, Government of India.

#### **(x) Project EPC (PEPC)**

The Project EPC acts as an apex coordinating agency for the Indian project exporters to secure, facilitate and execute projects overseas within the framework of the Foreign Trade Policy of Government of India and in line with the guidelines prescribed by the Reserve Bank of India for undertaking overseas projects as detailed in their Memorandum PEM (Project Exports Manual).

PEPC not only undertakes the necessary export promotion initiatives but also provides necessary technical information, guidance and support to Indian Civil and Engineering (EPC) construction including process engineering contractors and consultants – in public or private sector – to set up overseas projects in any of the following modules of engineering service by employing the best technologies and use Indian project construction items:

- ◆ Civil construction (structures/infrastructure)
- ◆ Turnkey
- ◆ Process and engineering consultancy services
- ◆ Project construction items (excluding steel and cement) / project goods

#### **(xi) Export Promotion Council for EOUs and SEZ Units**

The Export Promotion Council for EOUs and SEZs (EPCES) was set up by Ministry of Commerce & Industry in January 2003 to service the export promotional needs of 100% Export Oriented Units (EOUs), Special Economic Zone (SEZ) Units and SEZ developers in the country. EPCES represents more than 7000 EOUs &

SEZs spread all over the country.

The objectives of EPCES are:

- ◆ To promote exports from India and to earn more foreign exchange for the country.
- ◆ To facilitate interaction between the EOUs/SEZs community and Government both at the Central and State level.
- ◆ To provide benefits of Market Access Initiative (MAI) Scheme rendered by the Central Government to Indian Exporters for assisting their export market development efforts.
- ◆ To collaborate with other export promotion councils / export promotion organizations in India and similar bodies in foreign countries as well as with international organizations working in the field

#### **(xii) Indian Oilseeds & Produce Export Promotion Council (IOPEPC)**

The Indian Oilseed and Produce Export Promotion Council (IOPEPC) is concerned with the development and export promotion of oilseeds, oil and oilcakes. It was formed on 23<sup>rd</sup> June 1956. IOPEPC, erstwhile known as IOPEA, has been catering to the needs of exporters since more than six decades. Besides focusing on exports, the Council also works towards strengthening the domestic supply chain by encouraging farmers, sellers, processors, surveyors and exporters with an aim to enhance the quality of oilseeds in India.

#### **(xiii) Cashew Export Promotion Council of India (CEPCI)**

To encourage the export of cashew kernels, cashew nut shell liquid and allied products from India, the Government established the Cashew Export Promotion Council of India (CEPCI) on 17<sup>th</sup> August 1955. Since its inception, the Council has been providing the institutional framework for improving international trade for these products.

The Council provides the necessary supports for bringing together foreign importers with member exporters of cashew kernels. The Council also undertakes detailed studies and collects trade/market information and other particulars relating to the market potential of cashew and makes them available to the exporters. It also deals with the trade enquiries received mostly through international fair participation from

various parties and disseminates them to its members. The changing global trade information for cashew and cashew products is updated on a continuous basis.

#### **(xiv) Gem & Jewellery Export Promotion Council (GJEPC)**

The Gem & Jewellery Export Promotion Council (GJEPC), the apex trade body of the Indian gems and jewellery industry, has completed 54 years of its existence this year. It has approximately 6107 members as on November 2020. The gem & jewellery sector is among India's leading foreign exchange earning sector. Exports of gems and jewellery from India during the fiscal year 2020-21 (upto September, 2020) registered a performance of US\$ 8690.32 million, showing a decline of 54.89% as compared to US\$ 14869.32 million for the same period of the previous year. Like other sectors, COVID-19 has affected the gem & jewellery sector due to stoppage of business, factories, shops, movement of people, social gatherings like weddings, postponed or cancelled events/exhibitions on account of lockdown and lack of demand from international markets. However, GJEPC has been banking on technology to face the challenges and have come out with virtual solutions. Through its various virtual shows and events, GJEPC is making various endeavours to revive the B2B transactions in its line of business.

#### **(G) Advisory body**

##### **Board of Trade (BoT)**

The Board of Trade (BoT) was reconstituted vide Trade Notice No.21 dated 23.03.2016 as per mandate given under Para 300 of Foreign Trade Policy Statement 2015-2020. The objective of BoT is to have continuous discussion and consultation with trade and industry and advice the Government on policy measures related to Foreign Trade Policy in order to achieve the objective of boosting India's trade.

To bring about greater coherence in the consultation process, the Council for Trade Development and Promotion (CTDP), which was constituted on 3<sup>rd</sup> July 2015 to ensure regular dialogue with State Governments and UTs on measures for providing an international trade enabling environment in the States and to create a framework for making the States active partners in boosting India's export, has been merged with the Board of Trade on 17<sup>th</sup> July 2019 vide Notification No. 11/2015-20. The terms of reference

for the re-constituted Board of Trade BoT are as follows:

- ◆ To provide a platform to State Governments and UTs for articulating their perspectives on trade policy
- ◆ To provide a platform to Government of India for apprising State Governments and UTs about international developments affecting India's trade potential and opportunities and to prepare them to deal with evolving situation
- ◆ To help State Governments develop and pursue export strategies in line with national Foreign Trade Policy
- ◆ To provide a platform for deliberation on the need for infrastructure relevant for promoting trade and for identification of impediments and infrastructure gaps which adversely affect India's exports
- ◆ To facilitate a mechanism for discussion on operationalization of trade infrastructure
- ◆ To advise Government of policy measures for preparation and implementation of both short and long term plans for increasing economic scenarios
- ◆ To review export performance of various sectors, identify constraints and suggest industry specific measures to optimize export earnings
- ◆ To examine existing institutional framework for imports and exports and suggest practical measures for further streamlining to achieve desired objectives
- ◆ To review policy instruments and procedure for imports and exports and suggest steps to rationalize use; and
- ◆ To examine issues which are considered relevant for promotion of India's foreign trade and for strengthening international competitiveness of Indian goods and services.

#### **(H) Other organizations**

##### **(i) Federation of Indian Export Organizations (FIEO)**

The Federation of Indian Export Organisations (FIEO) was set up in 1965 as the Apex Body of the Export

Promotion Organizations. It is registered under the Societies Registration Act, 1860 (Act No.21 of 1860) with its headquarter in Delhi. The Federation has been identified as an Export Promotion Council under Appendix 2T of the Foreign Trade Policy 2015-20. It has 17 offices across the country covering all the metros and cities like Kanpur, Ludhiana, Guwahati, Ranchi and Indore. It is an ISO 9001-2015 certified Organization.

FIEO serves as a platform for interaction between exporters and policy makers and is instrumental in promotion of exports. It functions as a primary servicing agency to provide integrated assistance to its over 32,000 members. Organisations like the Export Promotion Councils, Commodity Boards, Export Development Authorities, Chambers of Commerce, Star Export Houses, Consultancy, Organisations & Trade Associations etc. constitute the membership of FIEO. The FIEO is the Registering Authority for status holder exporting firms, and other exporters dealing in multi-products. It issues Registration-cum-Membership-Certificate (RCMC) to exporters. It also issues Certificate of Origin (Non-Preferential) which is required by many countries as proof of origin of the goods.

#### **(ii) Indian Diamond Institute (IDI)**

The Indian Diamond Institute (IDI) was established in 1978 under the Society Registration Act, 1860 and also under the Bombay Public Trust Act, 1950, with a focus to provide vocational education in the field of Diamond, Gems & Jewellery. The IDI is sponsored by the Ministry of Commerce & Industry, Government of India & is a project of the Gem & Jewellery (G&J) Export Promotion Council. The IDI conducts vocational educational level programmes in the areas of diamond manufacturing, diamond grading, jewellery designing & jewellery manufacturing, gemology etc thereby covering the entire spectrum of Gems & Jewellery education under one roof. The Institute helps to upgrade/impart skills to Custom Officials on gold appraising & diamond grading aspects. The Institute also upgrades the skill of the existing employees of MSME G&J units under the skill enhancement scheme of Centre for Entrepreneur Development (CED), Government of Gujarat.

#### **(iii) Footwear Design & Development Institute (FDDI)**

The Footwear Design and Development Institute

(FDDI) was set-up in the year 1986 under the Societies Registration Act, 1860 with an objective to provide skilled manpower and technical services to the leather and footwear industry.

FDDI has been conferred the status of "Institution of National Importance" as per the Footwear Design and Development Institute Act, 2017. FDDI has been playing a pivotal role in facilitating Indian industry by bridging the skill gaps in the areas of footwear, leather, fashion, retail and management. The Institute has a pan-India presence with well-designed campuses at Noida, Fursatganj, Chennai, Kolkata, Chhindwara, Rohtak, Jodhpur, Guna, Patna, Hyderabad, Ankleshwar and Banur (Chandigarh).

FDDI conducts wide range of professional programmes in the area of footwear design & production management, creative designing CAD/CAM, fashion merchandizing & retail management, leather goods & accessories design, fashion design and business management etc.

#### **(iv) National Centre for Trade Information (NCTI)**

The National Centre for Trade Information (NCTI) is under process of winding up and awaiting the approval from Cabinet.

#### **(v) Price Stabilization Fund Trust (PSFT)**

The Price Stabilisation Fund Trust was registered on 11<sup>th</sup> September 2003 as a Public Trust under the Indian Trust Act, 1882, jointly by NABARD and the Department of Commerce, initially for a period of 10 years, to implement the Price Stabilization Fund scheme launched by the Department of Commerce to alleviate the hardship faced by the growers of coffee, tea, rubber and tobacco due to continued low prices of these commodities. The Trust was re-registered for a further period of ten years beyond 11<sup>th</sup> September 2013.

#### **(vi) India Brand Equity Foundation (IBEF)**

The India Brand Equity Foundation (IBEF) is a Trust established by the Department of Commerce, Ministry of Commerce and Industry, Government of India. IBEF's primary objective is to promote and create international awareness of Brand India in overseas markets and to facilitate dissemination of knowledge about Indian products and services. Towards this objective, IBEF works closely with stakeholders across Government and industry.

# GLOBAL ECONOMIC AND TRADE SITUATION



## 1. GLOBAL ECONOMY IN 2020-21

- ◆ The year 2020 has seen an unprecedented COVID-19 induced crisis, which has had a debilitating impact on the global economy. The key economic indicators like Gross Domestic Product (GDP), trade etc. indicated a slow paced global economic activity in 2020. Due to the COVID-19 crisis, there has been a disruption in both supply and demand in the global economy. While supply disruptions were mainly due to reduction in labour supply, lockdowns and business closures, the demand side disruptions were due to layoffs and loss of income arising from unemployment, quarantines etc.
- ◆ As per IMF's World Economic Outlook 2020,

the cumulative loss in output relative to the pre-pandemic projected path is projected to be US\$ 11 trillion over 2020-21. The report also mentions that around 90 million people are expected to fall into extreme deprivation in 2020. Global growth in 2020 has been projected at (-)4.4 percent (against an earlier projection of (-)5.2 percent). The improved growth forecast has been because of the rapid recovery seen in many economies due to unprecedented fiscal, monetary and regulatory responses. In 2021, growth is projected to rebound to 5.2 percent, that is (-) 0.2 percent below as compared to the June projection.

- ◆ The latest world economic outlook projections (% change) are as below:

	Projections			Difference from June 2020 WEO Update	
	2019	2020	2021	2020	2021
<b>World Output</b>	2.8	-4.4	5.2	0.8	-0.2
<b>Advanced Economies</b>	1.7	-5.8	3.9	2.3	-0.9
<b>United States</b>	2.2	-4.3	3.1	3.7	-1.4
<b>Euro Area</b>	1.3	-8.3	5.2	1.9	-0.8
<b>Emerging Market and Developing Economies (EMDEs)</b>	3.7	-3.3	6.0	-0.2	0.2
<b>Emerging and Developing Asia</b>	5.5	-1.7	8.0	-0.9	0.6
<b>China</b>	6.1	1.9	8.2	0.9	0.0
<b>India</b>	<b>4.2</b>	<b>-10.3</b>	<b>8.8</b>	<b>-5.8</b>	<b>2.8</b>

Source: IMF, WEO update, October 2020

## 2. GLOBAL TRADE IN 2020-21

- ◆ Merchandise trade volume fell by 0.1 per cent in 2019, weighed down by trade tensions and slowing economic growth. The dollar value of world merchandise exports in 2019 fell by 3 per cent to US\$ 18.89 trillion. The situation further got aggravated by the COVID-19 pandemic with world merchandise trade set to plummet by 9.2 percent in 2020, as per the latest WTO trade estimates. With the easing of the lockdown

across the globe, there are signs of recovery and WTO estimates trade volume growth to rebound to 7.2 percent in 2021, but will remain well below the pre-crisis trend. The recovery in 2021 is dependent on the duration of the outbreak and the effectiveness of the policy responses.

- ◆ The trade across major regions of the world in 2020 and 2021 have been estimated by WTO as below:

							Annual % change	
	2015	2016	2017	2018	2019	2020*	2021*	
Volume of world merchandise trade	2.3	1.4	4.7	2.9	-0.1	-9.2	7.2	
<b>Exports</b>								
North America	2.6	0.7	3.4	3.8	1	-14.7	10.7	
South and Central America	0.6	1.3	2.9	0.1	-2.2	-7.7	5.4	
Europe	2.9	1.1	3.7	2	0.1	-11.7	8.2	
Asia	1.3	2.3	6.7	3.7	0.9	-4.5	5.7	
Other regions	1.8	3.5	0.7	0.7	-2.9	-9.5	6.1	
<b>Imports</b>								
North America	5.2	0.3	4.4	5.2	-0.4	-8.7	6.7	
South and Central America	-7.6	-9	4.3	5.3	-2.1	-13.5	6.5	
Europe	3.6	3	3	1.5	0.5	-10.3	8.7	
Asia	2.1	2.2	8.4	4.9	-0.6	-4.4	6.2	
Other regions	-3.9	-4.5	3.4	0.3	1.5	-16	5.6	

Source: WTO press release dated 6th October 2020

\*Estimates

### 3. INDIA'S TRADE VIS-À-VIS OTHER ECONOMIES IN 2020-21

- Exports exhibited positive growth in Vietnam (12.49%), China (11.36%), Japan (2.62%), Hong Kong, China (1.49%) and negative growth in United Kingdom (-14.71%), United States of America (-6.96%), India (-5.16%), Korea, Republic

of (-3.79%), European Union (-0.87%) in October 2020 over October 2019, as per the latest WTO statistics.

- The table below shows that India's export growth has shown an improving trend during the period April 2020 to October 2020.

#### Exports: Month-wise year on year growth (%)

Month	China	EU	Hong Kong, China	India	Japan	Korea, Rep. of	UK	USA	Vietnam
April-20	3.36	-33.48	0.75	-60.96	-19.05	-25.59	-24.50	-28.95	-13.86
May-20	-3.16	-30.39	1.17	-35.56	-26.45	-23.77	-33.80	-36.34	-12.31
June-20	0.52	-8.30	4.47	-12.18	-25.82	-10.89	-19.35	-23.80	5.61
July-20	7.15	-7.29	3.90	-9.56	-17.97	-7.14	-14.82	-15.25	8.24
August-20	9.49	-3.09	7.18	-12.06	-14.61	-10.28	-10.64	-14.65	7.02
September-20	9.87	5.15	18.24	6.00	-3.19	7.24	-12.17	-9.46	16.29
October-20	11.36	-0.87	1.49	-5.16	2.62	-3.79	-14.71	-6.96	12.49

Source: WTO Database

Note: Growth rate of a particular month is calculated vis-à-vis same month of the previous year

◆ Imports exhibited positive growth in China (4.73%), Hong Kong, China (2.68%), United States of America (0.45%), Vietnam (8.46%) and negative growth in European Union (-3.11%),

India (-11.56%), Japan (-10.85%), Korea, Rep.of (-5.60%), United Kingdom (-4.83%) in October 2020 over October 2019, as per the latest WTO statistics.

**Imports: Month-wise year on year growth (%)**

Month	China	EU	Hong Kong, China	India	Japan	Korea, Rep. of	UK	USA	Vietnam
April-20	-14.19	-30.72	-4.60	-59.67	-3.72	-15.81	-29.92	-20.61	-11.32
May-20	-16.59	-29.06	-11.14	-51.04	-24.20	-20.57	-31.82	-25.36	-21.29
June-20	2.67	-10.02	-3.27	-48.07	-13.98	-10.80	-7.66	-13.05	6.61
July-20	-1.38	-9.69	-2.07	-29.57	-21.09	-11.42	-15.87	-8.09	-3.66
August-20	-2.12	-3.31	-2.48	-25.89	-20.57	-15.77	-9.49	-5.43	1.19
September-20	13.19	2.32	5.37	-19.61	-15.83	1.60	3.84	0.14	11.29
October-20	4.73	-3.11	2.68	-11.56	-10.85	-5.60	-4.83	0.45	8.46

Source: WTO Database

Note: Growth rate of a particular month is calculated vis-à-vis same month of the previous year



# TRENDS IN INDIA'S FOREIGN TRADE

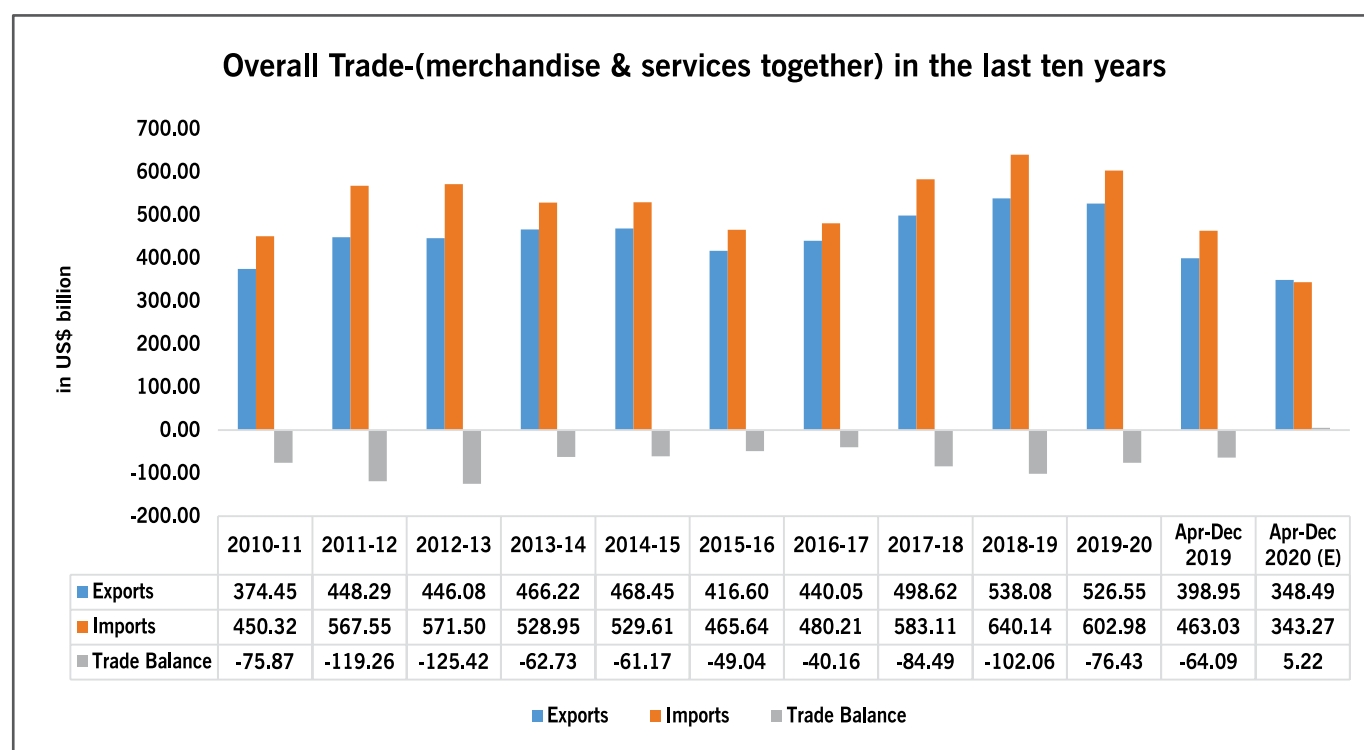


## 1. OVERALL TRADE

- ◆ India's overall exports (merchandise and services combined) passed the half trillion-dollar mark during 2019-20 but remained lower than 2018-19. India's overall exports in 2019-20 were US\$ 526.6 billion as against US\$ 538.1 billion in 2018-19, registering a negative growth of (-) 2.1 percent. For the period April-December 2020(E) exports were estimated at US\$ 348.5 billion as against US\$ 398.9 billion during April-December 2019, registering a negative growth of (-) 12.6 percent.
- ◆ Overall imports in 2019-20 were US\$ 603 billion, exhibiting a negative growth of (-) 5.8 percent over the same period last year. For the period

April-December 2020(E) imports were estimated at US\$ 343.3 billion as against US\$ 463.0 billion during April-December 2019, registering a negative growth of (-) 25.9 percent.

- ◆ Overall trade deficit in 2019-20 was US\$ 76.4 billion, which was lower than the deficit of US\$ 102.1 billion in 2018-19. Overall trade surplus for the period April-December 2020(E) is estimated at US\$ 5.2 billion as against the deficit of US\$ 64.1 billion during April-December 2019.
- ◆ The broad trends in overall Exports, Imports and Trade Balance in the last ten years are indicated in the figure below:



Source: DGCI&S, RBI Database and RBI Press Releases

\*Note: The latest data for services sector released by RBI is for November 2020. The data for December 2020 is an estimation, which will be revised based on RBI's subsequent release.

## 2. INDIA'S MERCHANDISE TRADE

- ◆ Financial year 2019-20 saw global economic slowdown, which was aggravated in the last two months of the financial year due to the onset of the COVID pandemic, which saw exports declining by (-) 5.1 percent from the peak of US\$ 330.1 billion in 2018-19 to US\$ 313.4 billion in 2019-20.

- ◆ During April-December 2020 (QE) exports were US\$ 200.8 billion as against US\$ 238.3 billion during the period April-December 2019, registering a negative growth of (-) 15.7 percent.
- ◆ Imports during 2019-20 also registered a decline of (-) 7.7% from US\$ 514.1 billion in 2018-19 to US\$ 474.7 billion in 2019-20. Import during April-December (QE) 2020 stood at US\$ 258.3

billion, recording a decline of (-) 29.1 percent compared to US\$ 364.2 billion during April-December 2019.

- ◆ The trade deficit in 2019-20 was estimated at US\$ 161.3 billion as against the deficit of US\$ 184 billion in 2018-19. In April-December 2020(QE),

trade deficit narrowed down to US\$ 57.5 billion from US\$ 125.9 billion in April-December 2019.

- ◆ The broad trends of Merchandise Exports, Imports and Trade Balance in the last ten years are given in Table below.

### Merchandise trade

(Values in US\$ billion)

S. No.	Year	Exports	Growth (%)	Import	Growth (%)	Trade Balance
1	2010-11	249.82	39.76	369.77	28.23	-119.95
2	2011-12	305.96	22.48	489.32	32.33	-183.36
3	2012-13	300.40	-1.82	490.74	0.29	-190.34
4	2013-14	314.41	4.66	450.20	-8.26	-135.79
5	2014-15	310.34	-1.29	448.03	-0.48	-137.69
6	2015-16	262.29	-15.48	381.01	-14.96	-118.72
7	2016-17	275.85	5.17	384.36	0.88	-108.50
8	2017-18	303.53	10.03	465.58	21.13	-162.05
9	2018-19	330.08	8.75	514.08	10.42	-184.00
10	2019-20	313.36	-5.06	474.71	-7.66	-161.35
	<b>April-December 2019</b>	<b>238.27</b>		<b>364.18</b>		<b>-125.91</b>
	<b>April-December 2020 (QE)</b>	<b>200.80</b>	<b>-15.73</b>	<b>258.27</b>	<b>-29.08</b>	<b>-57.47</b>

Source: DGCI&S, QE stands for Quick Estimates

### 3. INDIA'S SERVICES TRADE

- ◆ Despite global slowdown in 2019-20, which got further aggravated due to the ongoing COVID-19 crisis, services sector has continued to register a positive growth in 2019-20. Services exports in 2019-20 stood at US\$ 213.2 billion as compared to US\$ 208 billion recorded in 2018-19, which is a growth of 2.5 percent.
- ◆ India's services exports (estimated) stood at US\$ 147.7 billion in April-December 2020 (E) as compared to US\$ 160.7 billion in April-December 2019, a negative growth of (-) 8.1 percent.

- ◆ Services imports in 2019-20 increased by 1.8 percent to US\$ 128.3 billion, compared to US\$ 126.1 billion in 2018-19. The cumulative value of imports during April- December 2020 (E) was US\$ 85.0 billion, registering a negative growth of (-) 14.0 percent vis-à-vis April-December 2019.
- ◆ A surplus of US\$ 84.9 billion and US\$ 62.7 billion was generated in services trade in 2019-20 and April-December 2020 (E) respectively.
- ◆ The broad trends in Services Exports, Imports and Trade Balance in the last ten years are given in Table below.

## Services trade

(Values in US\$ billion)

S. No.	Year	Exports	Growth (%)	Imports	Growth (%)	Net of Services
1	2010-11	124.64	29.77	80.55	34.19	44.08
2	2011-12	142.32	14.19	78.23	-2.89	64.10
3	2012-13	145.68	2.36	80.76	3.24	64.91
4	2013-14	151.81	4.21	78.75	-2.50	73.07
5	2014-15	158.11	4.15	81.58	3.59	76.53
6	2015-16	154.31	-2.40	84.63	3.75	69.68
7	2016-17	164.20	6.41	95.85	13.25	68.34
8	2017-18	195.09	18.81	117.53	22.61	77.56
9	2018-19	208.00	6.62	126.06	7.26	81.94
10	2019-20	213.19	2.50	128.27	1.75	84.92
	<b>April-December 2019</b>	<b>160.67</b>		<b>98.85</b>		<b>61.82</b>
	<b>April-December 2020 (E)</b>	<b>147.69</b>	<b>-8.08</b>	<b>85.00</b>	<b>-14.01</b>	<b>62.69</b>

Source: RBI database and RBI Press Releases, E stands for estimated

\*Note: The latest data for services sector released by RBI is for November 2020. The data for December 2020 is an estimation, which will be revised based on RBI's subsequent release.

#### 4. MAJOR COMMODITIES OF EXPORT AND IMPORT IN 2019-20

##### Exports of top ten commodities in 2019-20

(Values in US\$ billion)

Rank	Commodity	2018-19	2019-20	Growth(%)	Share(%)
1	Petroleum products	46.55	41.29	-11.31	13.18
2	Pearl, precious, semi-precious stones	25.97	20.69	-20.33	6.6
3	Drug formulations, biologicals	14.39	15.94	10.78	5.09
4	Gold and other precious metal jewellery	12.95	13.75	6.15	4.39
5	Iron and Steel	9.74	9.28	-4.77	2.96
6	Electric machinery and equipment	8.42	8.97	6.45	2.86
7	RMG cotton incl accessories	8.69	8.64	-0.6	2.76
8	Organic chemicals	9.33	8.35	-10.47	2.66
9	Motor vehicle/cars	8.50	7.80	-8.26	2.49
10	Products of iron and steel	7.26	7.01	-3.49	2.24

Source: DGCI&S, Kolkata

**Imports of top ten commodities in 2019-20***(Values in US\$ billion)*

Rank	Commodity	2018-19	2019-20	Growth(%)	Share(%)
1	Petroleum: crude	114.04	102.75	-9.90	21.64
2	Gold	32.91	28.23	-14.22	5.95
3	Petroleum products	26.88	27.80	3.43	5.86
4	Pearl, precious, semi-precious stones	27.08	22.46	-17.05	4.73
5	Coal, Coke and Briquittes etc.	26.18	22.46	-14.22	4.73
6	Electronics components	15.75	16.32	3.64	3.44
7	Telecom instruments	17.92	14.22	-20.61	3.00
8	Organic chemicals	14.25	12.22	-14.23	2.57
9	Industrial machinery for dairy etc.	12.47	11.98	-3.93	2.52
10	Electric machinery and equipment	9.86	11.28	14.37	2.38

*Source: DGCI&S, Kolkata***5. MAJOR EXPORT DESTINATIONS AND IMPORT SOURCES IN 2019-20****Top ten export destinations of India in 2019-20***(Values in US\$ billion)*

Rank	Country	2018-19	2019-20	Growth(%)	Share(%)
1	U S A	52.43	53.11	1.30	16.95
2	United Arab Emirates	30.13	28.85	-4.23	9.21
3	China	16.75	16.61	-0.83	5.30
4	Hong Kong	13.00	10.97	-15.65	3.50
5	Singapore	11.57	8.92	-22.90	2.85
6	U K	9.33	8.77	-6.04	2.80
7	Netherland	8.81	8.37	-5.05	2.67
8	Germany	8.90	8.29	-6.89	2.65
9	Bangladesh	9.21	8.20	-10.96	2.62
10	Nepal	7.77	7.16	-7.80	2.29

*Source: DGCI&S, Kolkata*

## Top ten import sources of India in 2019-20

(Values in US\$ billion)

Rank	Country	2018-19	2019-20	Growth (%)	Share (%)
1	China	70.32	65.26	-7.19	13.75
2	U S A	35.55	35.82	0.76	7.55
3	United Arab Emirates	29.79	30.27	1.61	6.38
4	Saudi Arabia	28.48	26.86	-5.69	5.66
5	Iraq	22.37	23.74	6.11	5.00
6	Hong Kong	17.99	16.94	-5.85	3.57
7	Switzerland	18.09	16.90	-6.57	3.56
8	South Korea	16.76	15.66	-6.56	3.30
9	Indonesia	15.85	15.07	-4.97	3.17
10	Singapore	16.28	14.75	-9.43	3.11

Source: DGCI&amp;S, Kolkata



# FOREIGN TRADE POLICY, EXIM TRADE AND MAJOR SCHEMES



## 1. INTRODUCTION

The five-year Foreign Trade Policy (FTP) 2015-20 released on 01.04.2015 provides a framework for increasing exports of goods and services. With the release of the Foreign Trade Policy (FTP) 2015-20, FTP Statement, Handbook of Procedures, Appendix and Aayat-Niryat forms were also released. Handbook of Procedures notifies the procedure to be followed by an exporter or importer or by the licensing/Regional Authority or by any authority for purpose of implementing the provisions of Foreign Trade (Development and Regulation) Act, Rules and Orders issued under the provisions of Foreign Trade Policy. The procedures are contained in the following documents:

- ◆ Handbook of Procedures
- ◆ Appendices & Aayat Niryat Forms and
- ◆ Standard Input Output Norms (SION)

The FTP for 2015-2020 seeks to provide a stable and sustainable policy environment for foreign trade in merchandise and services, link rules, procedures and incentives for exports and imports with other initiatives such as “Make in India”, “Digital India” and “Skills India” to create an “Export Promotion Mission”, promote the diversification of India’s exports basket by helping various sectors of the Indian economy to gain global competitiveness, create an architecture for India’s global trade engagement with a view to expanding its markets and better integrating with major regions, thereby increasing the demand for India’s products and contributing to the “Make in India” initiative and to provide a mechanism for regular appraisal in order to rationalize imports and reduce the trade imbalance. The existing FTP for 2015-2020 which is valid up to 31.03.2020 has been extended till 31.03.2021. The Mid-term Review of the Foreign Trade Policy 2015-20 was released on 5<sup>th</sup> December 2017.

## 2. FOREIGN TRADE POLICY STATEMENT

The Foreign Trade Policy Statement explains the vision, goals and objectives underpinning the Foreign Trade Policy for the period 2015-2020. It describes the market and product strategy envisaged and the measures required not just for export promotion but also for the enhancement of the entire trade ecosystem.

It is the first comprehensive statement on the Government priorities in the foreign trade sector. For improving foreign trade performance, it is necessary to develop a broader framework that provides the scope for coordinating with a number of administrative ministries. Through the FTP Statement the overall thinking on external sector have been articulated, as it spells out the Government strategy for addressing some of the structural and institutional institutes which are relevant for improving the performance of foreign trade sector. It also states the ways by which the Government would make trade and economic integration agreement with trade partners and would work better for Indian enterprises. Foreign Trade Policy has taken ‘whole of Government’s approach’. FTP details initiative that the Department has taken to mainstream States, Union Territories and various Departments of Government of India in international trade.

## 3. MAJOR SCHEMES

### (A) Remission of Duties and Taxes on Exported Products (RoDTEP)

The Cabinet has approved the introduction of a new scheme, namely Remission of Duties and Taxes on Exported Products (RoDTEP) on 13.03.2020. Under this scheme, a mechanism to digitally refund to exporters, duties and taxes levied at the Central, State and local levels, such as electricity duties and VAT on fuel used for transportation, which are not getting exempted or refunded under any other existing mechanism would be available. Benefit of the Scheme to notified goods would be available with effect from 1st January, 2021. The refund would be credited in an exporter’s ledger account with Customs and used to pay Basic Customs duty on imported goods

In this regard, during FY 2020-21, Department of Commerce (DoC) has begun the transition from Merchandise Exports from India Scheme (MEIS) to the new scheme i.e. RoDTEP. In July 2020, Department of Revenue (DoR) had set up a RoDTEP Committee under the chair of Shri G. K. Pillai, to determine the ceiling rates of refund under the RoDTEP scheme. Department of Commerce and Department of Revenue are working on notifying the scheme guidelines and implementation modalities respectively, in consultation with each other.

### (B) Merchandise Exports from India Scheme (MEIS) and Service Exports from India Scheme (SEIS)

Merchandise Exports from India Scheme (MEIS) for specified goods and Service Exports from India Scheme (SEIS) for exports of notified services were introduced under Foreign Trade Policy 2015-20. MEIS incentivizes exporters in terms of Duty Credit Scrips at the rate 2, 3 and 5 % of realized FOB value of exports. These scrips are transferable /saleable in the market freely and can be used to pay certain Central Duties/taxes including customs duties. At the time of introduction of MEIS on 1<sup>st</sup> April, 2015, the scheme covered 4914 tariff lines at 8 digit level. Thereafter on 29.10.2015, 110 new Tariff Lines were added under the Scheme. Initially, out of total tariff lines under MEIS, incentives to 2787 lines were available when exports were made to specific countries with differential rates for different country groups. Later, this country/destination specific rate difference was done away from 04.05.2016 and a product exported to any country was made eligible for MEIS with the same single rate. The scope of MEIS was further extended to 2901 more lines on 22.09.2016 in order to diversify the export basket. Therefore, from 2015 - 2016 to 2016-17 HS lines covered under MEIS increased from around 5000 to 8000 plus.

During the mid-term review of Foreign Trade Policy in December 2017, rates under MEIS were increased by an additional 2% for about 2250 labor intensive/ MSME items. These higher rates were available for exports made from 01.11.2017 to 31.12.2019. In 2019-20, coverage decreased after items covered under the Scheme for Rebate of Central and State Taxes and Levies (RoSCTL) [i.e. apparel and made-ups sector of Textiles] were excluded from MEIS. As on 31.12.2020, eligible HS lines under MEIS were around 7400+. MEIS has been notified to sunset on 31.12.2020

Services Exports from India Scheme (SEIS) for 79 service categories was introduced in the Foreign Trade Policy (2015-20) by replacing the Served from India Scheme (SFIS) in the Foreign Trade Policy 2009-14. SEIS offers reward in the form of transferable duty credit scrips, at 3% or 5% of net foreign exchange earned by a service exporter. During mid-term review of the FTP, the rates for all service categories was increased by 2%.

The following table shows the details of issuance of scrips during 2018-19, 2019-20 and April-October 2020:

(Value in Rs. Crore)

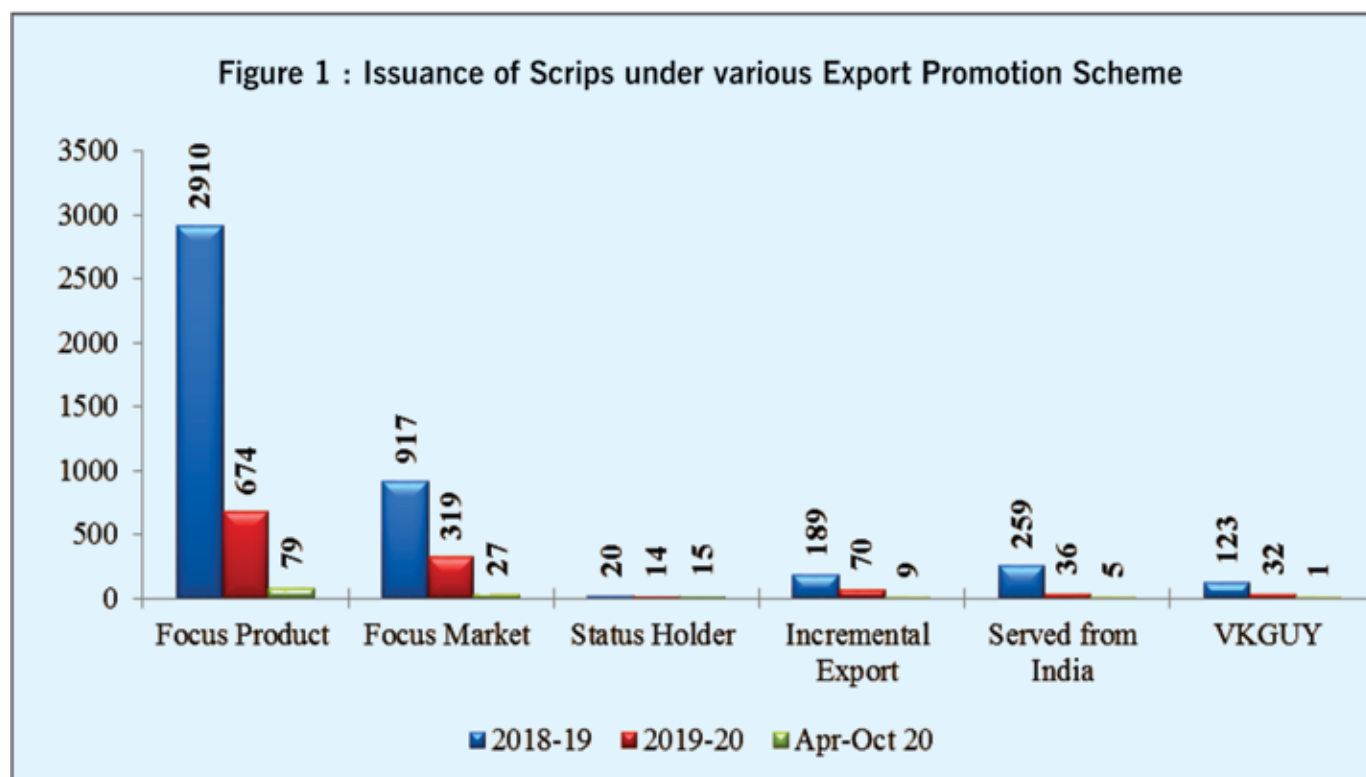


### (C) Scrips issuance under export promotion schemes of earlier Foreign Trade Policies

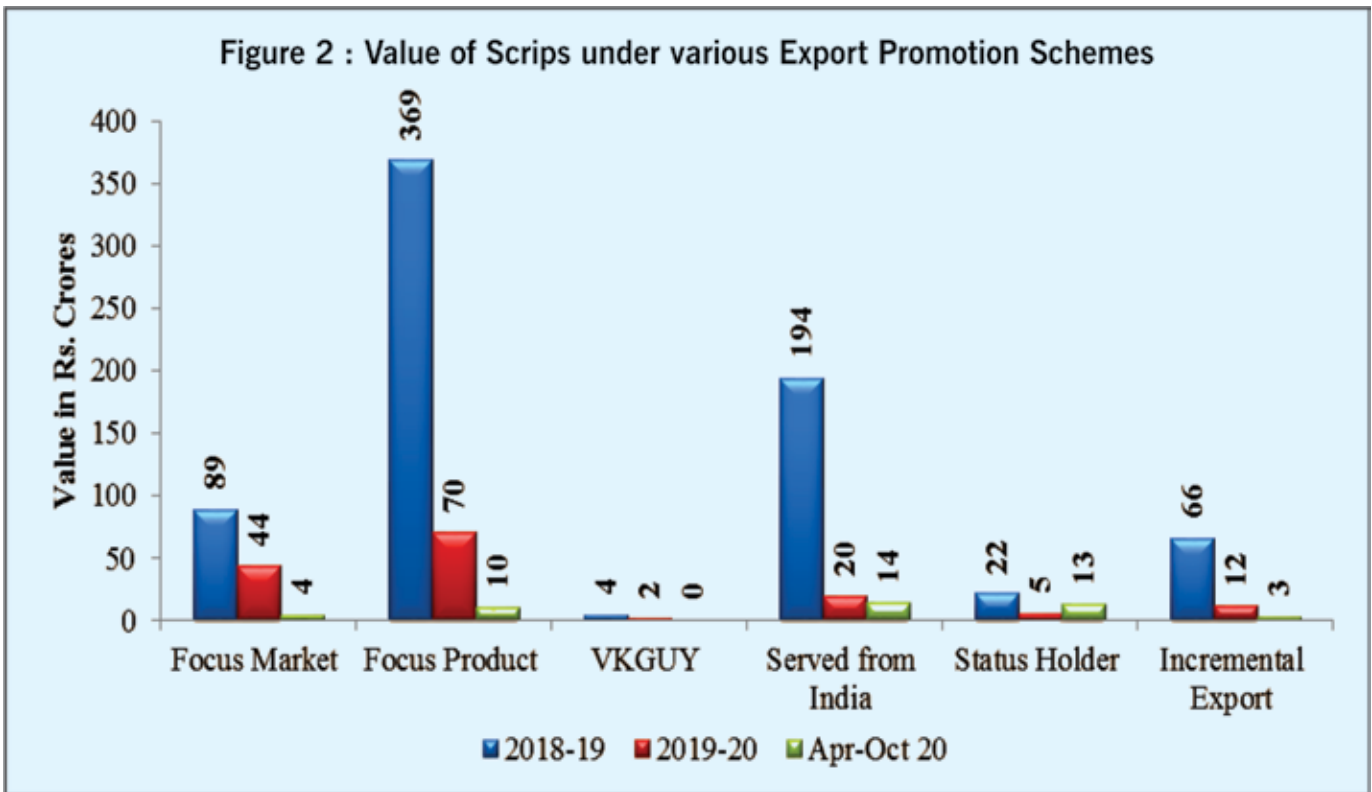
Scrips were also issued under various schemes viz. (i) Focus Product Scheme (FPS) (ii) Focus Market Scheme (FMS) (iii) Vishesh Krishi and Gram Udyog Yojna (VKGUY) (iv) Incremental Export Incentive Scheme

Export Promotion Schemes		2018-19	2019-20	April-October 2020
Focus Market Scheme (FMS)	Number of Scrips	917	319	27
	Value of Scrips	89	44	4
	FOB value of Exports	2,672	1400	106
Focus Product Scheme (FPS)	Number of Scrips	2,910	674	79
	Value of Scrips	369	70	10
	FOB value of Exports	18,004	3172	422
Vishesh Krishi and Gram Udyog Yojna (VKGUY)	Number of Scrips	123	32	1
	Value of Scrips	4	2	0
	FOB value of Exports	99	34	1
Served From India Scheme (SFIS)	Number of Scrips	259	36	5
	Value of Scrips	194	20	14
Status Holder Incentive Scrip (SHIS)	Number of Scrips	20	14	15
	Value of Scrips	22	5	13
Incremental Export Incentivisation Scheme (IEIS)	Number of Scrips	189	70	9
	Value of Scrips	66	12	3

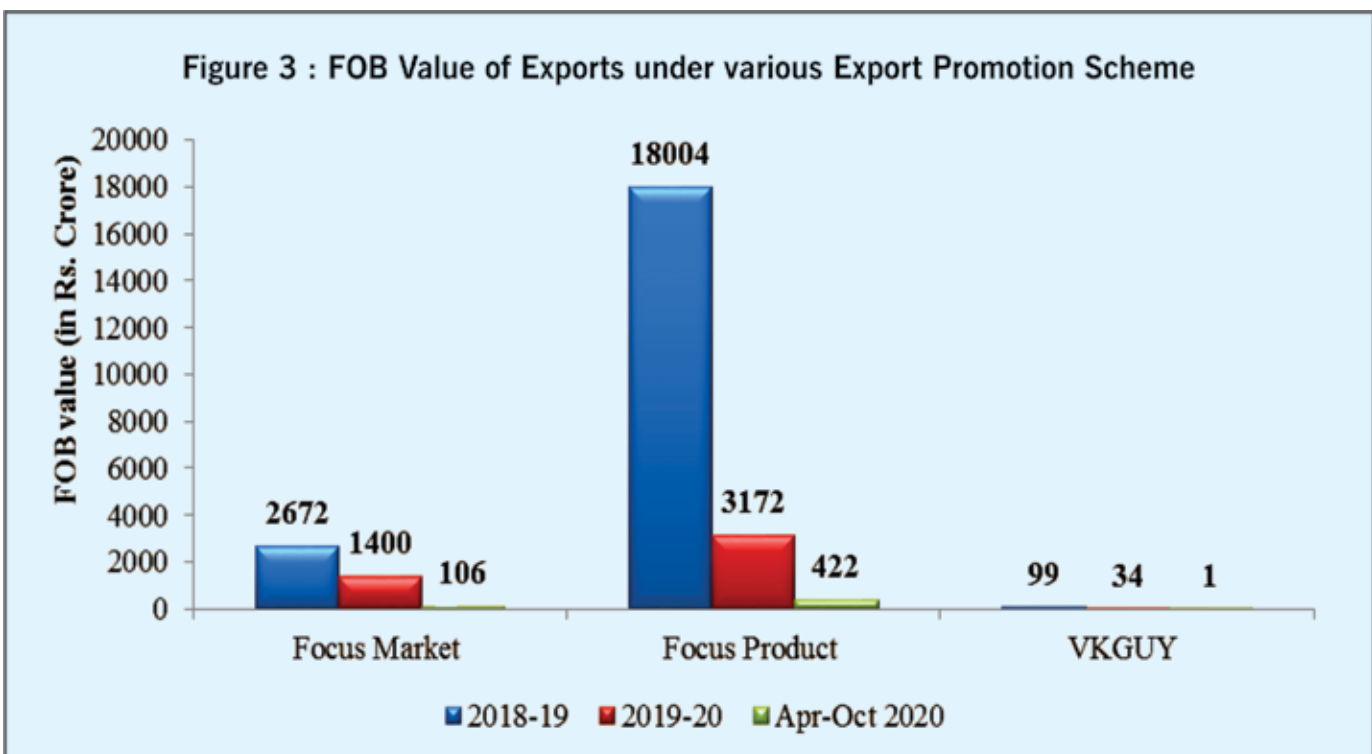
**Figure 1.** Number of scrips issued under various export promotion schemes during 2018-19, 2019-20 and April-October 2020.



**Figure 2.** Value of scrips issued under various export promotion schemes during 2018-19, 2019-20 and April-October 2020



**Figure 3.** FOB value of exports under various export promotion schemes during 2017-18, 2018-19 and April-October 2020



**(D) Duty remission schemes**

Duty neutralization/remission schemes are based on the principle and the commitment of the Government that “Goods and Services are to be exported and not the Taxes and Levies”. The purpose is to allow duty free import/procurement of inputs or to allow replenishment either for the inputs used or the duty component on inputs used. Brief of these schemes are given below:

**(i) Advance Authorization (AA) scheme**

Advance Authorization (AA) is a WTO compliant duty exemption scheme as under Chapter 4 of the Foreign Trade Policy (FTP) 2015-20. AA scheme is used to allow duty free import of inputs, which are physically incorporated or used in making of the export product. Under AA scheme, all import duties on inputs, such as Basic Customs Duty, Integrated Goods and Services Tax (IGST), cesses, anti-dumping duty etc., are outright exempted. Also, local procurement of inputs in place of direct imports is allowed under AA wherein IGST for input supplies are refunded. The required quantity of inputs is calculated based on Standard Input Output Norms (SION). AA is used where an applicant generally imports first and then uses the imported inputs for the exports. Authorization holders can also import the inputs on a replenishment basis.

The AA scheme is trade friendly as it grants upfront exemption from the payment of the Customs Duties and IGST at the time of import of inputs to the exporter. Thus, it ensures no blocking of working capital.

**(a) Eligibility and conditions**

All manufacturer exporters and merchant exporters tied to supporting manufacturers are eligible to avail AA. The inputs need to be imported within the validity of AA, which is normally 12 months from the date of issue of AA. The exports are to be completed usually within 18 months from the date of issue of AA. 15% value addition (lower for G&J sector) is to be maintained under this scheme.

Proof of exports needs to be submitted to the Regional Authorities of DGFT along with proof of realized payment in foreign currency after the completion of exports for the redemption of AA. Based on documents submitted, Regional Authority (RA) issues Export Obligation Discharge Certificate (EODC).

**(b) Application process/use of technology**

The application for AA is made online. The requisite application fee is also paid through online mode. An applicant can straightaway start exporting upon filing the authorization application, without waiting for any authorization. An AA is issued to the applicant generally within three working days of the receipt of a completed application. In case of deficiency of documents, the time required may be more.

Further April 2019, all AAs are issued online in paperless mode and the exporter can take a printout at his own desktop computer or laptop without physically visiting the DGFT office.

**(ii) Duty Free Import Authorization (DFIA)**

Under DFIA Scheme from 01.05.2006, Duty Free Import Authorization is issued on post export basis for products for which Standard Input Output Norms (SION) have been notified, once the export is completed. One of the objectives of the scheme is to facilitate the transfer of the authorization or the inputs imported as per SION after exports are completed. Provisions of the DFIA scheme are similar to AA scheme. Minimum value addition of 20% is required under the scheme. For items where higher value addition has been prescribed under Advance Authorization in the Appendix, the same value addition is applicable for DFIA also. Pre-export DFIA has been discontinued in FTP 2015-2020.

**(iii) Schemes for Gem & Jewellery sector**

Gem & Jewellery exports constitute a major portion of our total merchandise exports. It is an employment-oriented sector. Exports from this sector suffered significantly on account of the global economic slowdown.

Duty free import/procurement of precious metal (Gold/Silver/Platinum) from the nominated agencies is allowed either in advance or as replenishment. Duty Free Import Authorisation Scheme shall not be available for Gems and Jewellery sector. The Schemes for Gems and Jewellery sector are as follows:

- ◆ Advance Procurement/Replenishment of Precious Metals from Nominated Agencies
- ◆ Replenishment Authorisation for Gems
- ◆ Replenishment Authorisation for Consumables

◆ Advance Authorisation for Precious Metals

In view of demand raised by the industry, findings like posts, push backs, locks which help in collating the jewellery pieces together, containing gold of 3 carats and above up to a maximum limit of 22 carats have also been allowed under duty exemption scheme. With a view to preventing its misuse, Advance Authorisation scheme for import of precious metals for exports of gold medallions and coins has been discontinued.

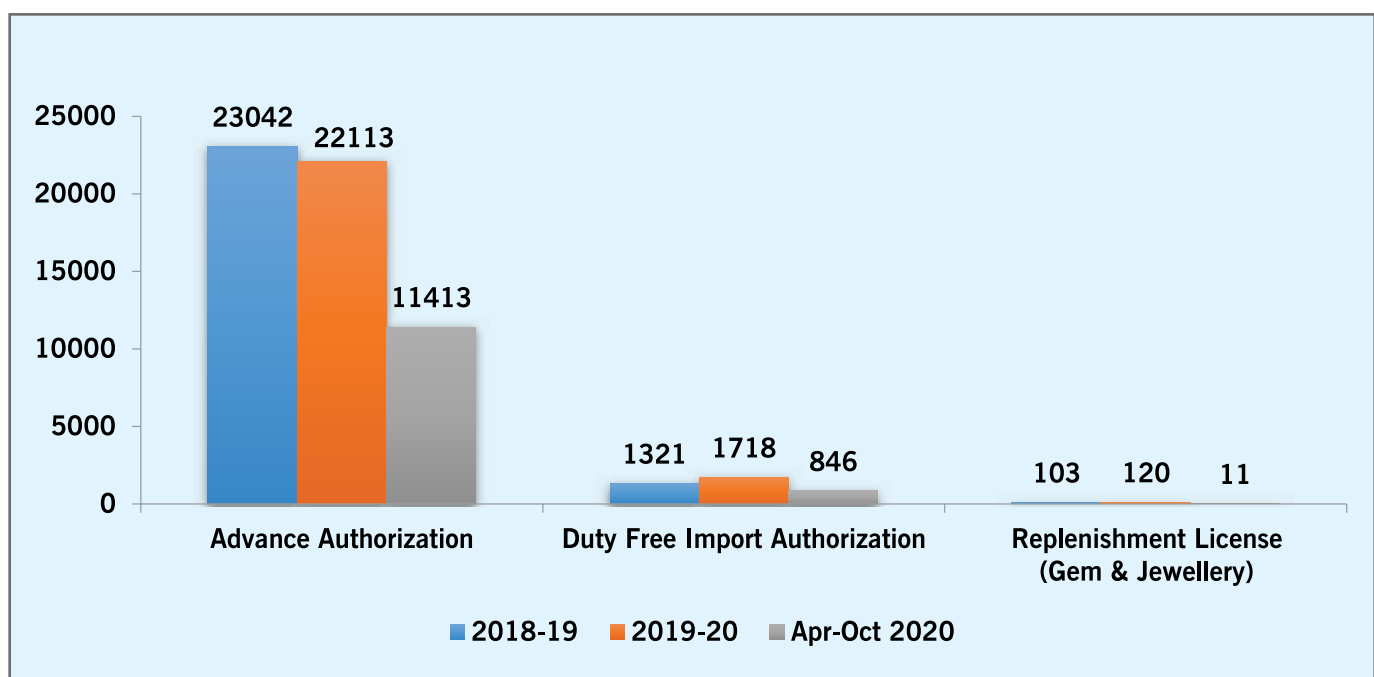
(iv) Issuance of authorization under Duty Remission schemes

Authorizations are issued under the various schemes, viz., Advance Authorization, Duty Free Import Authorization (DFIA) and Replenishment License (Gem & Jewellery). Details of number of authorizations issued, CIF value of imports and FOB value of exports under various schemes during 2018-19, 2019-20 and April-October 2020 are given in the following table:

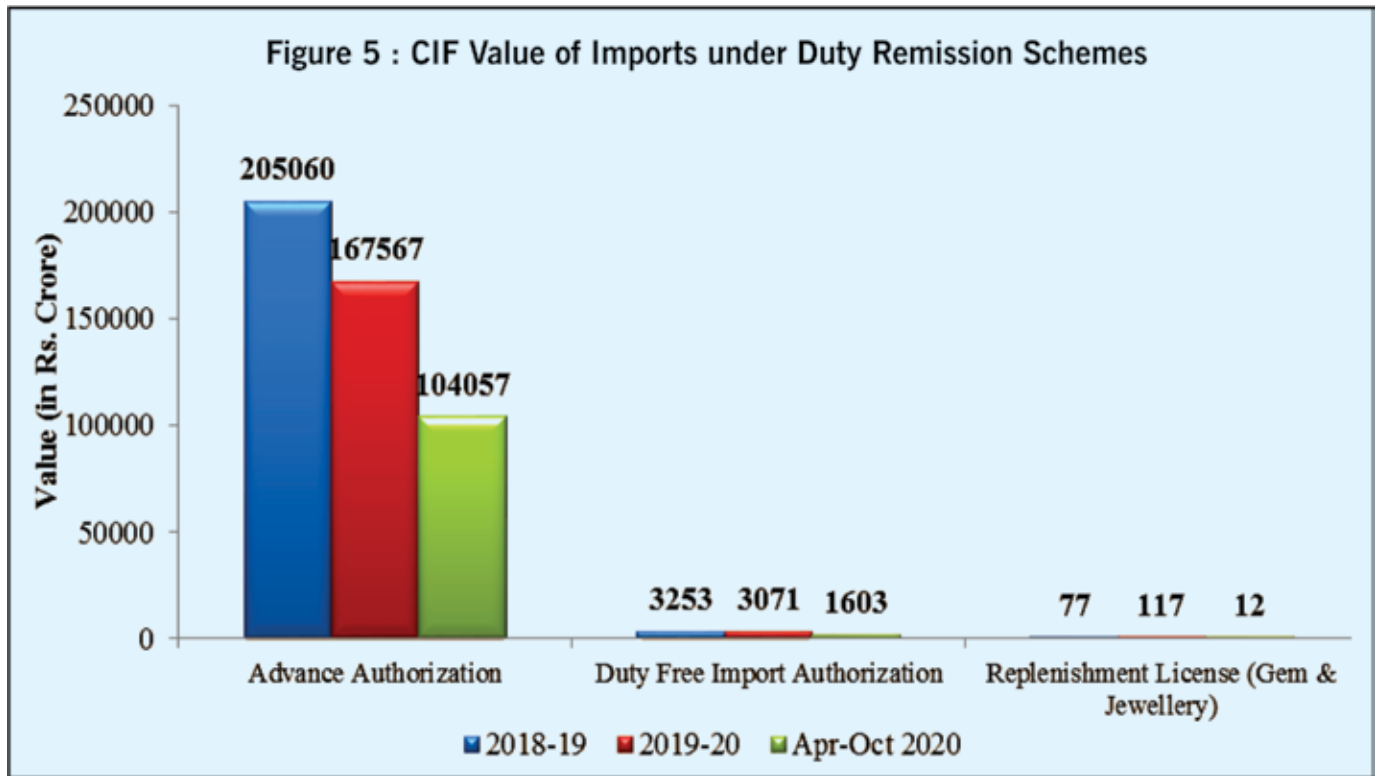
(Value in Rs. Crore)

Duty Remission schemes		2018-19	2019-20	April-October 2020
Advance Authorization	Number of Authorization	23,042	22,113	11,413
	CIF Value of Imports	2,05,060	1,67,567	1,04,057
	FOB Value of Exports	3,78,808	3,19,346	1,97,227
Duty Free Import Authorization (DFIA)	Number of Authorization	1,321	1,718	846
	CIF Value of Imports	3,253	3,071	1,603
	FOB Value of Exports	5,183	5,158	2,332
Replenishment License (Gem & Jewellery)	Number of Authorization	103	120	11
	CIF Value of Imports	77	117	12
	FOB Value of Exports	1,001	930	233

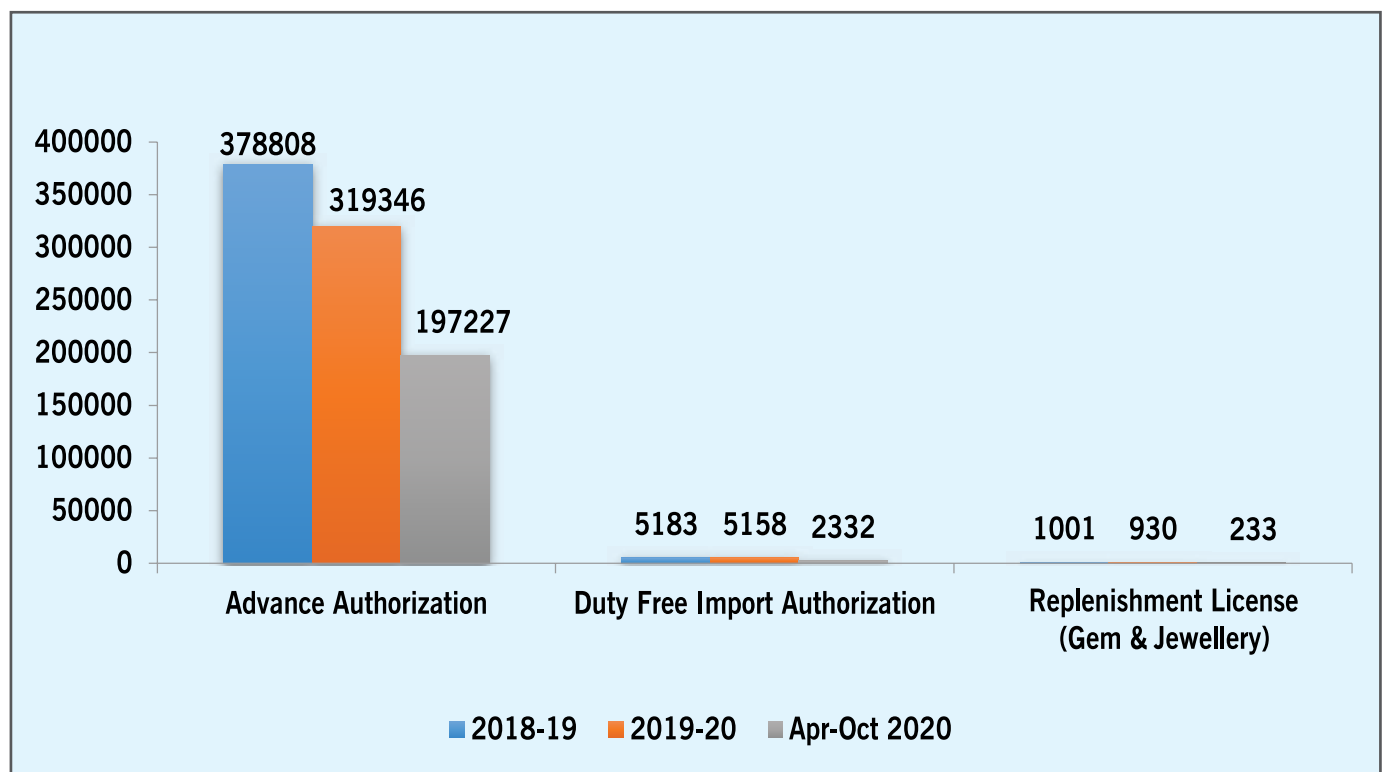
**Figure 4.** Number of authorizations issued under various export promotion schemes during 2018-19, 2019-20 and April-October 2020.



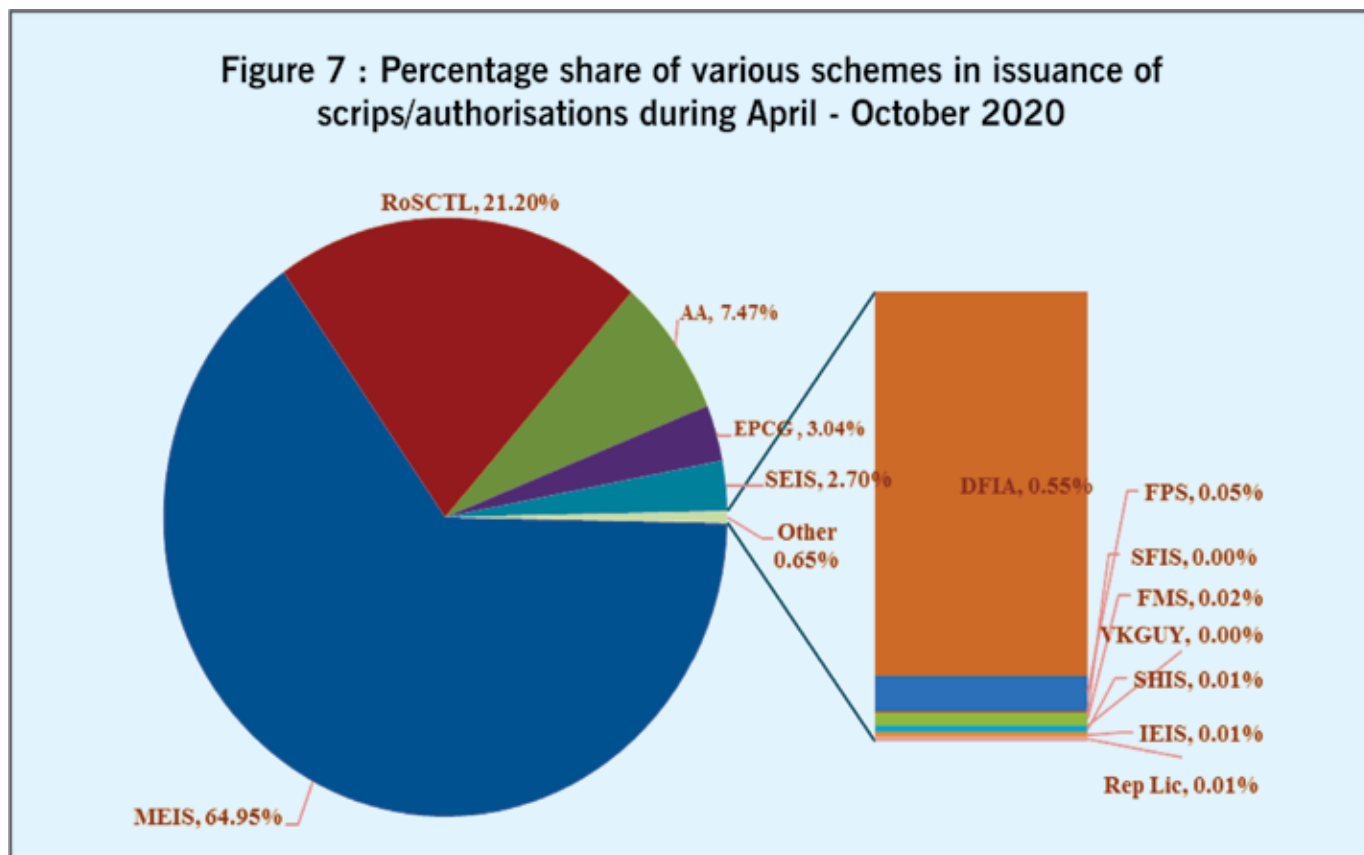
**Figure 5.** CIF value of import under various export promotion schemes during 2018-19, 2019-20 and April-October 2020



**Figure 6.** FOB value of export under various export promotion schemes during 2018-19, 2019-20 and April-October 2020



**Figure 7.** Percentage share of various export promotion schemes in issuance of total number of scrips during April-October 2020. The highest share of 64.95% scrips was issued under MEIS during April-October 2020 followed by RoSCTL scheme (21.20%)



#### (E) Export Promotion Capital Goods (EPCG) scheme

Export Promotion Capital Goods (EPCG) scheme facilitates import of capital goods for producing quality goods and services to enhance India's export competitiveness. EPCG Scheme allows import of capital goods (except certain items) for pre-production, production and post production at zero customs duty. Under the scheme, EPCG authorisation is issued to a manufacturer exporter with or without supporting manufacturer(s), merchant exporters tied to supporting manufacturer(s) and designated/certified Common Service Provider (CSP) by the DGFT, Department of Commerce or State Industrial Infrastructural Corporation in a Town of Export Excellence.

The EPCG authorisation issued is subject to an Export Obligation (EO) equivalent to 6 times of duties, taxes and cess saved on import of capital goods, to be fulfilled in 6 years from the date of issue of

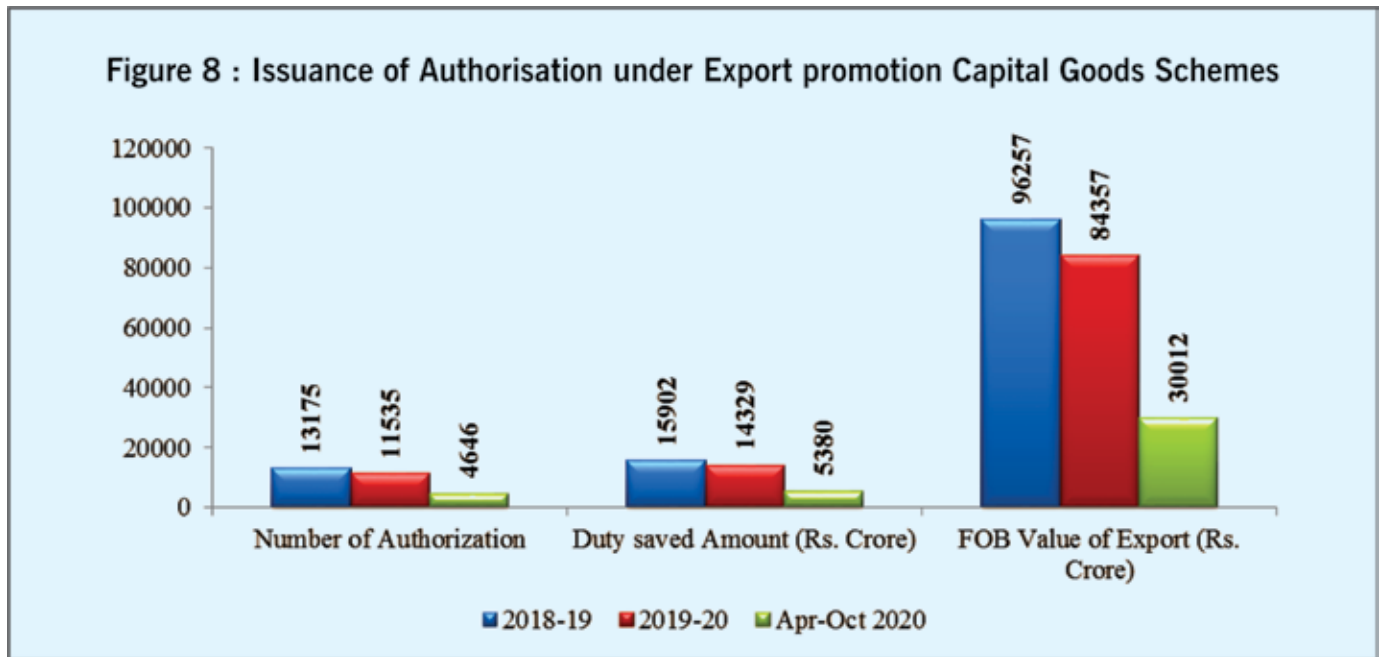
authorization. The scheme also requires maintenance of average level of exports achieved by the exporter in the preceding three licensing years for the same and similar products within the overall export obligation period including extended period, except for certain specified sectors/products. Specific EO in respect of export of Green Technology Products is 75% of the normal EO. For units located in J&K, North Eastern Region including Sikkim, specific EO shall be 25% of the EO. Authorization is valid for import for 24 months from the date of issue of authorization and the import of capital goods is subject to actual user condition till EO is completed. Post export EPCG Duty Credit Scrip(s) is available to exporters who intend to import capital goods on full payment of applicable duties and choose to opt for this scheme. Basic Customs Duty paid on capital goods is remitted in the form of freely transferable Duty Credit Scrip(s), and the specific EO is 85% of the applicable specific EO under the EPCG Scheme.

Details of EPCG authorizations are given in the table below:

(Value in Rs. Crore)

Issuance under Export Promotion Capital Goods Scheme			
Years	2018-19	2019-20	April-October 2020
Number of Authorization	13,175	11,535	4,646
Duty Foregone Amount	15,902	14,329	5,380
FOB value of Export	96,257	84,357	30,012

The number of authorizations issued under various export promotion schemes along with duty saved amount and FOB value of export during 2018-19, 2019-20 and April-October 2020 are given in the table below.



#### (F) Interest Equalization Scheme (IES) on pre & post shipment rupee export credit

The Interest Equalization Scheme (IES) for pre and post shipment rupee export credit is being implemented by the DGFT through RBI. The scheme came into effect from 01.04.2015 and was for a period of 5 years. Under the scheme, interest equalization @ 3% per annum has been made available to eligible exporters which include manufacturing exporters for exports in the identified 416 four-digit tariff lines and all MSME exporters across all their merchandise exports. Thus, banks provide loans to eligible exporters by way of pre and post shipment rupee export credit, and in respect of exporters covered under the IES, the rate of interest is reduced by 3% per annum.

Keeping in view the poor performance of exports from MSMEs and the difficulties faced by them in accessing loan at competitive rates, as a part of the MSME

package, it has been decided that the MSME exporters would be given an extra push by way of enhancing interest equalization rate from 3% to 5%. Accordingly, w.e.f 02.11.2018 the interest equalization rate has been increased from 3% to 5% for exports being made by MSME sector under the on-going Interest Equalization Scheme (IES) on pre and post shipment rupee export credit.

Further in view of consistent demand by the exporting community to include merchant exporters w.e.f. 02.01.2019, merchant exporters have also been included by allowing them interest equalization rate of 3% on such credit for export of products covered under 416 tariff lines identified under the Scheme.

The Scheme has gained popularity among exporters. An impact assessment study on the scheme was conducted last year by IIM Kashipur, which observed in its report as under:

*“This study finds that the interest equalization scheme has made a positive impact on India’s export performance. Most of the sectors eligible to get benefits under this scheme have experienced a rise in their average export revenue. Additional analysis provides further support for the beneficial aspects of this scheme. This finding is also corroborated by personal interviews with bank officials and exporters. The scheme has enabled the exporters from the benefited sectors to charge lower prices in the international markets and remain competitive.”*

The scheme was extended for a year from 01.04.2020 to 31.03.2021 with the same scope and coverage.

#### **(G) Export Oriented Units (EOUs), Electronics Hardware Technology Parks (EHTPs), Software Technology Parks (STPs) and Bio-Technology Parks (BTPs)**

The objectives of these schemes are to promote exports, enhance foreign exchange earnings, attract investment for export production and employment generation. The units undertaking to export their entire production of goods and services (except permissible sales in DTA), maybe set up under the schemes. Trading units are not covered under these schemes. Under this scheme, the EOUs etc. are permitted to import and/or procure from DTA or bonded warehouse in DTA or from an international exhibition held in India till 31.03.2021 without payment of customs duty as provided under the first schedule to the Customs Tariff Act, 1975 and additional duty, if any, of Customs leviable under Section 3(1), 3(3) and 3(5) and without payment of Integrated Tax and GST compensation cess leviable under section 3(7) and 3(9) of the said Act as per notification issued by the Department of Revenue from time to time. Further, the procurement of GST goods from DTA would be on payment of applicable GST and compensation cess. The EOUs can also procure excisable goods, falling in fourth schedule of Central Excise Act, 1944 from DTA without payment of applicable duty of excise. The refund of GST taxes for supply from DTA to EOU would be available to supplier as provided under GST rules and notifications issued thereunder. Supplies from DTA to EOU/EHTP/STP/BTP units for use in their manufacture for exports are eligible for “benefits under Chapter 7 of FTP”. DTA ‘supplier is eligible for relevant entitlements under chapter 7 of FTP, besides discharge of an export

obligation, if any, on the supplier. EOU/EHTP/STP/BTP units are entitled to following:

- ◆ Reimbursement of Central Sales Tax (CST) on goods manufactured in India. Simple interest @ 6% per annum will be payable on delay in refund of CST, if the case is not settled within 30 days of receipt of the complete application.
- ◆ Exemption from payment of Central Excise Duty on goods, falling in the fourth schedule of Central Excise Act, procured from DTA on such goods manufactured in India.
- ◆ An amount of Rs. 47 Crore has been allocated for the current Financial Year to SEZ/EOUs to refund CST/DBK under the scheme. An amount of Rs. 34.86 Crore has been utilized by SEZ/EOUs till date.

#### **(H) Deemed exports**

Supply of goods to certain categories as specified in Paragraph 7.02 of FTP 2015-20 are regarded as “Deemed Exports” provided goods are manufactured in India. Under the scheme of deemed exports, exemption/refund of duties on the goods manufactured and supplied to specified categories of deemed exports as given under the FTP is provided to provide a level playing field to domestic manufacturers. The benefits under the scheme involve:

- ◆ **Duty Exemption:** Provision of inputs without duties for manufacture and supply
- ◆ **TED Refund:** Refund of Terminal Excise duty
- ◆ **Duty Drawback Refund:** Refund of Duties suffered by the inputs utilized in the manufacture and supply of the goods to the specified categories of deemed exports. Under the GST Regime, the Duty drawback is limited to exemption/refund of basic custom duties suffered by the inputs used in the manufacture of items of supply, the Advance Authorization is also limited to exemption from BCD only. The TED refund is limited for the eligible items covered under Schedule IV of the Central Excise Act 1944 provided there is no exemption.

The reimbursements are done based on the claims submitted to the Regional Offices of DGFT, after the supplies are made. Simple interest @ 6% per annum is payable on delay in refund of duty drawback and

terminal excise duty under the scheme, if the claim is not settled within 30 days from the date of issue of final approval letter by RA.

An amount of Rs. 450 Crore has been allocated to DGFT for the current financial year to reimburse/refund the TED/DBK under the scheme. An amount of Rs. 359.97 Crore has been utilized by RAs working under DGFT.

#### **(I) Transport and Marketing Assistance (TMA) for specified agriculture products scheme**

Department of Commerce vide Notification No. 17/3/2018-EP (Agri.IV) dated 27.02.2019 has notified the scheme Transport and Marketing Assistance (TMA) for specified agriculture, marine and plantation products. Under this scheme, transport assistance at a fixed rate is provided for export by air and sea in through direct transfer of money into beneficiaries bank account. The scheme has been included in Chapter 7(A) of FTP vide DGFT's Notification No. 58/2015-20 dated 29.03.2019. The procedures to avail the scheme has been notified vide Public Notice No. 82/2015-20 dated 29.03.2019. The scheme is applicable w.e.f. 01.03.2019 to 31.03.2021.

Rs.80 Crore have been allocated under the scheme for the current financial year to provide assistance to specified agriculture products. Till date an amount of Rs.76 Crore has been utilized and further funds have been requested for the remaining period of the current financial year.

#### **(J) Niryat Bandhu scheme**

Niryat Bandhu training programmes are held by the Regional Authorities (RAs) of the DGFT across various locations with new entrepreneurs, Industry Associations, Universities/Management Institutes. In addition to the 57 training programmes being held by the RAs of DGFT in FY 2020-21, DGFT has given more focus to the online mode of training by way of creating more online content to cater to the training needs of the exporters and importers. In this regard, the DGFT in coordination with Indian Institute of Foreign Trade (IIFT) is conducting the following activities in FY 2020-21:

- ◆ 10 online training videos under Niryat Bandhu Massive Open Online Course (MOOC) program
- ◆ 26 Live lectures/webinars of 2 hours each

- ◆ Extending the previously created training content to Hindi

#### **(K) Matters related to exports**

##### **(i) Export authorization**

The Export Cell at DGFT deals with export policy of various items under Schedule 2 of ITC(HS) Classification for export and import, categorized as 'free'/'restricted' or 'prohibited'. The export policy of various items is reviewed in consultation with the concerned Commodity Divisions of the Department of Commerce & Ministry/Department concerned and notified time to time. Export Cell also provides clarifications/interpretations on export policy of items whenever sought by individuals/firms/companies or Ministry/Department/Organization concerned. Export of items categorized as 'Restricted' in Schedule 2 of ITC(HS) Classification for Export, is subject to license.

The applications for issuance of export authorization for 'Restricted' items (other than Special Chemicals, Organism, Materials, Equipment and Technologies (SCOMET) items) e.g. as onion seeds, live animals, seaweeds, non-basmati rice paddy (Husk) other than seed quality, fodder material, chemicals under Montreal protocol and export of value added products of wood etc., are processed in Export Cell and considered by an EXIM Facilitation Committee (EFC) chaired by Additional DGFT in-charge of exports and comprising representatives of various Ministries and Departments. EFC generally meets once in a month and decides cases based on NOC/comments of subject commodity Division of the Department of Commerce and Administrative Ministry / Department concerned and issues permissions to concerned Regional Authorities of DGFT for issuance of export authorization/license.

##### **(ii) Issuance of export licences (Non-SCOMET)**

- ◆ During the year 2019-20, 203 applications were granted export permission, 34 cases rejected/dropped and 27 cases deferred for the subsequent year for want of inputs/NOC from the concerned Ministry/Department.
- ◆ During the year 2020-21 (up to 26.11.2020), 333 applications were approved and granted export permission.

### (iii) Special Chemicals, Organism, Materials, Equipment and Technologies (SCOMET)

“Special Chemicals, Organism, Materials, Equipment and Technologies (SCOMET)” items are dual-use items having potential for both civilian and Weapons of Mass Destruction (WMD) applications. Export of such items is either restricted, requiring an authorisation for their export, or is prohibited.

The SCOMET list was harmonized with the lists of Nuclear Suppliers Group (NSG) and Missile Technology Control Regime (MTCR) leading to India joining the MTCR in June 2016. The export control list has further been harmonized with the control lists of the Wassenaar Arrangement (WA) and Australia Group (AG) and comprehensive list notified vide, Notification No.05/2015-20 dated 24.04.2017 (effective from 1<sup>st</sup> May 2017). The SCOMET list is updated from time to time and last updates were made in June 2020 (Notification No. 10 dated 11.06.2020), which were effected from 10<sup>th</sup> July 2020. Through this notification the updated export control list of SCOMET items has been replaced with the existing Appendix 3 of Schedule 2. Further, the licensing jurisdiction for various categories of the SCOMET list has also been clearly defined.

The export policy relating to SCOMET items is given in Paragraph 2.09 of Foreign Trade Policy (FTP) 2015-20 and procedure to implement the policy are laid down under Para 2.73 to 2.82 of Hand Book of Procedures. The list of such items is given in Appendix 3 to Schedule 2 of ITC (HS) classification of export and import items. There are eight categories of such items.

All applications for export of SCOMET items as well as applications for onsite verification are considered on merits by an Inter-Ministerial Working Group (IMWG) in the DGFT under the Chairmanship of Additional Director General of Foreign Trade as per guidelines and criteria laid down in Para 2.74 of the Hand Book of Procedures. Members include, inter-alia, MEA, Cabinet Secretariat, DRDO, ISRO, DAE, Department of Chemicals & Petro-Chemicals, Ministry of Electronics and Information Technology (MeiTy), Department of Biotechnology, Department of Defence Production.

In order to facilitate trade and ‘Ease of Doing Business’, the DGFT has further simplified the procedure in consultation with the industry and laid down policy for repeat order, repair/replacement/return of imported

goods, temporary export for demo/exhibition repair etc. of dual use items and liberalized the bulk export of goods under stock and sale on post reporting basis. The DGFT has also laid down policy/procedure for Global Authorisation for Intra-Company Transfer (GAICT) for export of SCOMET items/software/technology between Indian subsidiary to its foreign parent company and/or to subsidiaries of the foreign parent company. To facilitate the industry, the powers to revalidate the SCOMET authorisation have now been vested with the DGFT (Headquarters). The DGFT (Headquarters) is the focal point implementation of SCOMET policy and procedures.

Apart from regular interactions with industry at all levels in DGFT (Headquarters), sector specific industry outreach/awareness programmes are also conducted throughout the year in collaboration with various Government agencies and industry associations.

During the year 2019-20 (up to 31.03.2020), out of 604 applications (including 53 deferred cases brought forward from the previous year) were processed for export permission, 525 applications were granted authorisations. During the year 2020-21 (up to 30.11.2020), out of the total 433 applications (including 53 deferred cases from the previous year), 240 applications were granted export authorization and remaining applications are under consideration. The total value of authorizations for export of SCOMET items stood at US\$ 344.5 million during 2019-20 and US\$ 328.6 million in 2020-21 (up to 30<sup>th</sup> November 2020).

### (L) COVID-19 related policy measures for exports

The challenges thrown by the COVID-19 pandemic were unprecedented and needed urgent interventions by Government. DGFT initiated several steps to facilitate exports. The export policy was regularly amended to ensure availability of critical items in India to fight this pandemic.

Since the outbreak of COVID-19 pandemic, DGFT either restricted or prohibited the export of various medical items such as Personal Protection Equipments (PPEs) including coveralls, all types of masks, goggles, gloves, all types of ventilators, 14 drug APIs and their formulations, diagnostic kits/laboratory reagents, sanitizers, textile raw material for manufacturing masks and coveralls etc. to ensure availability of these items in India to fight COVID-19. Most of these restrictions/

prohibitions have been relaxed in the recent months due to drastic increase in production of these items and adequate stock availability. However, during the time these items were restricted/ prohibited due to limited stock and constant rising demand in the country, DGFT issued various exemptions to assist various countries to ensure these medical supplies are also made available to them to fight the COVID-19. Government of India supplied various medicines including Hydroxychloroquine and Paracetamol, N95 masks, 2/3 ply surgical masks, alcohol based sanitisers, PPE coveralls, PPE kits diagnostic kits/ laboratory reagents, PPEs, ventilators throughout the world during this period. Special exemptions from prohibition were granted for supplies of these medical items to these countries as part of India's assistance to fight COVID-19.

DGFT issued more than 250 exemptions for export of critical medical supplies such as PPEs, masks, sanitizers, ventilators, APIs and drugs etc. to around 114 countries to fight COVID pandemic. Consumers from all around the world have benefitted from these supplies made by India during its own period of crisis.

It was observed that during 2020-21 due to COVID-19 pandemic and imposition of lockdown the business activity across the globe has slowed down. In order to give relief to the exporters vide Public Notice No. 67/2015-2020 dated 31<sup>st</sup> March 2020 following sub-para is added in the HBP 2015-2020:

*“(e) However, for the authorizations covered under para 5.17(a), (b) and (c), if the export obligation period expires during 1<sup>st</sup> February 2020 to 31<sup>st</sup> July 2020, such period is deemed to be automatically extended by further 6 months from the date of such expiry.”*

DGFT had also vide Public Notice No. 01/2015-20 dated 7<sup>th</sup> April 2020 further extended the time of receipt of requests till 31.03.2021 in respect of following Public Notices:

- ◆ Public Notice No. 35/2015-20 dated 25.10.2017 – One time condonation of time period in respect of obtaining block-wise extension in export obligation period under EPCG scheme
- ◆ Public Notice No. 36/2015-20 dated 25.10.2017 – One time condonation of time period in respect of obtaining extension in export obligation period under EPCG scheme

- ◆ Public Notice No. 37/2015-20 dated 25.10.2017 – One time relaxation for condonation of delay in submission of installation certificate under EPCG scheme
- ◆ Public Notice No. 30/2015-20 dated 14.08.2018 – RAs have been delegated power till 31<sup>st</sup> March 2019 of one-time relaxation and condonation of delay in submission of installation certificate for EPCG authorisations issued up to 31.03.2015, without payment of any penalty.

In order to mitigate the adverse impact caused by COVID-19 pandemic on trade, DGFT has taken timely measures under AA/DFIA scheme, which are outlined below:

- ◆ Exemption from Integrated Goods & Service Tax and Compensation Cess under AA/EPCG, EOU scheme has been extended up to 31<sup>st</sup> March 2021
- ◆ Validity period and export obligation period for Advance Authorisations, Duty Free Import Authorisations have been extended for further six months
- ◆ Time period for submission of export obligations fulfilment documents has been extended up to 31<sup>st</sup> December 2020
- ◆ Interest Equalisation Scheme has been extended for a further one year from 01.04.2020 to 31.03.2021 with the same scope and coverage
- ◆ Duty Drawback Scheme has been extended on supply of steel by steel manufacturers through their service centres/distributors/dealer etc.

Due to the COVID-19 related social distancing measures, the Regional Authorities were constrained to hold Niryat Bandhu training programmes through online mode in the FY 2020-21 instead of the regular in-person sessions in conformance to guidelines issued by the Ministry of Home Affairs.

#### **(M) Matters related to imports**

DGFT formulates the import policy of items in consultation with the concerned administrative Ministries/Departments and regularly updates the Indian Trade Classification (Harmonized System) which provides the import policy and policy conditions of items being imported. It also formulates and updates provisions for facilitating import and export of items.

The Import Policy Division in DGFT deals with policy matters and procedural issues on issuance of Importer and Exporter Code, Registration Cum Manufacturer Certificate (RCMC), Free Sale Certificates, besides the registration of exporters under the Registered Exporter (REX) system for exports under EU-GSP scheme. Enlistment of agencies for issuance of Certificate of Origin (non-preferential) and recognition of pre-shipment inspection agencies for issuance of Certificates for import of metallic waste and scrap is also done by Import Policy Division.

Import Policy Division has taken various non-tariff trade measures during the year 2020-21. Changes were brought in import policy of items falling under different chapters of ITC (HS) 2017, Schedule-I (Import Policy) to facilitate trade. Import policy of zinc dross, light naphtha, heavy naphtha and aviation gasoline was changed from “restricted” to “free” thus, doing away with any licensing requirements for import of these items. Also import policy of palm oil, power tiller, pneumatic tyres and colour television sets were amended from ‘free’ to ‘restricted’. Import of stock lot of coated paper and air conditioners with refrigerants were prohibited.

Minimum Import Price was imposed on import of desiccated coconuts and port restrictions have been imposed on import of cut flowers. Also, in order to reduce the import of sub-standard items, import of LED products are subject to BIS standards.

Import Policy Division also grants approval for import authorisation for “restricted” items, besides allocating quotas under the Preferential Tariff Rate Quota and Most Favoured Nation Tariff Rate Quota.

### Import authorization

◆ **Restricted item:** Import cell considers applications for import items which are “restricted” for import. The applications for issuance of import authorization for import of such restricted items are considered by an EXIM Facilitation Committee (EFC) consisting of representatives of various administrative Ministries and Departments. Cases are decided on receipt of technical inputs/comments of the concerned administrative Ministries and Departments. During 2020-21 (up to November 2020) out of total 887 applications received,

import permission was granted in 498 cases.

- ◆ **Preferential Tariff Rate Quota:** Imports of pepper, vanaspati/bakery shortening and margarine and desiccated coconut under Indo-Sri Lanka Free Trade Agreement/Nepal are allowed as per Appendix 2A (I). During 2020-21, permission was granted to 128 applicants for black pepper, 15 for vanaspati/bakery shortening and margarine and 18 for desiccated coconut under Indo-Sri Lanka Agreement. Further, under TRQ for import of 30,000 MT of crude soya oil from Paraguay under India-Mercosur Preferential Trade Agreement, 08 applicants were granted permission for import of crude soya oil.
- ◆ **Most Favoured Nation Tariff Rate Quota:** Imports under tariff quota scheme is allowed as part of WTO commitments on four items viz., (a) skimmed and whole milk powder, milk food for babies etc. and white butter, butter oil, anhydrous milk fat (b) maize (corn) (c) crude sunflower seed or sunflower oil or fractions thereof and (d) refined rape, colza or mustard oil, up to certain quantities as well as concessional rates of custom duty as per Para 2.60 of Handbook of Procedure, 2015-2020. However, no quota has been allocated during the year.

### (N) Developing District as Export Hub

To implement the vision of the Hon’ble Prime Minister of India to convert each district into an export hub as announced by him in his Independence Day Speech in 2019, the Government of India is working with the State/UT Governments towards the achievement of these objectives through an institutional mechanism being created at the district level. Department of Commerce through the Regional Authorities (RA) of DGFT has engaged with State/UT Governments to take forward this initiative in the districts and enable its implementation in a phased manner, with the objective of mobilizing the potential of each district of the country to achieve its potential as an export hub.

As part of this initiative, an institutional mechanism is being set up in each District in the form of District Export Promotion Committees (DEPCs) that may be headed by DM/Collector/DC/District Development Officer of the District and co-chaired by designated DGFT RA and various other stakeholders as its members. The primary function of the DEPC will be

to prepare and act on District Specific Export Action Plans in collaboration with all the relevant stakeholders from the centre, State and the District level.

The objectives of the District as Export Hub initiative is as under:

- ◆ To enable MSMEs, farmers and small industries to get benefit of export opportunities in the overseas markets.
- ◆ To shift focus on District led Export Growth for self-sufficiency and self-reliance
- ◆ Attract investment in the District to boost manufacturing and exports
- ◆ Provide an ecosystem for innovation/use of technology at District level to make them export competitive
- ◆ Reduce transaction cost for the exporter at various stages of export cycle
- ◆ Handholding and assistance to exporters by doorstep delivery of timely and relevant information
- ◆ To generate employment in the District
- ◆ Providing platforms for wide and global reach of products and services from the district through e-commerce and digital marketing.
- ◆ Promoting artisans, farmers, handicraft, handloom, tourism and other cottage industries

The envisaged initiatives in the District as Export Hub include the following:

- ◆ Preparation of State export strategy/policy by all State/UT Governments
- ◆ Product/service identification in each District
- ◆ Constitution of District Export Promotion Committees (DEPC)
- ◆ Preparation of District Export Action Plans (DEAPs) by DGFT RAs
- ◆ Adoption of DEAPs by DEPCs and monitoring implementation of DEAPs
- ◆ Identifying agricultural/toy clusters in the Districts
- ◆ Mapping GI product in each District
- ◆ Export development centres (E-Commerce in Districts)

The progress made as on 29<sup>th</sup> December 2020 is as under:

- ◆ Products with export potential have been identified in 725 Districts across the country (including agricultural & toy clusters and GI products in these Districts)
- ◆ State export strategy has been prepared in 25 States/UTs
- ◆ District Export Promotion Committees (DEPCs) have been formed in all States/UTs except West Bengal and State Level Export Promotion Committees in all States/UTs
- ◆ State nodal officers are nominated in 32 States/UTs
- ◆ DEPC meetings has already been conducted in 510 Districts
- ◆ Draft District Action Plan has been prepared by the RAs of DGFT for 451 Districts
- ◆ Export development centers are proposed to be set up on pilot basis in 15 districts of UP and Karnataka to integrate e-commerce with the exports from these Districts
- ◆ Toy manufacturing clusters have been identified in 12 Districts
- ◆ State-specific Agriculture Export Plans have been prepared by 15 States/UT's
- ◆ 47 product-district clusters have been identified under the Agriculture Export Policy (AEP) for promoting export-oriented production
- ◆ Twenty cluster level Committees have been formed in the cluster district(s) of potato in Punjab, U.P. (two separate districts), isabgol in Rajasthan, orange, pomegranate, grapes, Banana (three districts) in Maharashtra, banana in Tamil Nadu, mango in U.P., dairy products in Gujarat, U.P., rose onion in Karnataka, fresh vegetables in U.P., orange in Chindwara, M.P., banana in Kerala and potato in Gujarat (two districts)
- ◆ The DGFT has developed a portal that will be accessed on the DGFT website to enable the States to upload all information related to the products with export potential of every district. The portal will also help in monitoring the progress of District Export Action Plan in all the Districts

- ◆ On 5<sup>th</sup> February 2020, CBIC vide circular No. 09/2020 has issued instructions for incorporating additional attributes in the shipping bill from the 15<sup>th</sup> February 2020 to capture District and State of origin of goods exported. ICEGATE has started generating District wise export data from September 2020 onwards. This data will act as a baseline indicator for measuring export performance in the Districts

### (O) Initiatives taken for “Ease of Doing Business” in international trade

DGFT has undertaken a number of technology driven solutions for Ease of Doing Business (EoDB) that would give significant boost to the foreign Trade related activities of Indian enterprises and the overall “Atma Nirbhar Bharat” Abhiyan. They are:

- ◆ The new DGFT IT revamp platform uses the latest IT tools like API based interfaces, Artificial Intelligence, data analytics etc. among others that would ensure real time processing trade related applications such IEC, Advance Authorization, EPCG and their redemption through a paperless, automated, and seamless manner. The new platform is expected to:
  - Significantly reduce the time taken for issuance of DGFT documents.
  - Ensure real time data interchange with sister departments in trade ecosystem.
  - Ensure the paperless processing of applications.
  - Ensure real time monitoring of the status of applications by the exporters/importers etc. among others.
- ◆ The availability of digitized trade policy, ITC HS Code and other documents on the new platform would help trade stakeholders in cutting down the information asymmetry related issues. Also, through the use of exporters/importers profile data, timely information related to notification, application status etc. among others would be intimated through the SMS and email communications.
- ◆ The following specific implementations have been completed recently:

- 24X7 Auto Issuance of e-IEC (Importer Exporter Code). Total time from application to issuance is less than 30 minutes
- The electronic issuance of the ‘Certificate of Origin’ through the DGFT Common Digital platform has been initiated since April 2020 for signatory FTAs/PTAs partners. So, far more than 2,40,000 certificates have been issued on the new platform. The average time for availing a CoO has been on a steady reduction since going online
- Duty Exemption Schemes such as AA/EPCG made paperless. Data is exchanged between DGFT, Customs, SEZ without any paper issuance. Greater transparency for the Exporter
- Helpdesk Services for Exporters & Importers. Communication Channels - Phone, Email, Ticketing Systems, Social Media. All Suggestions, Feedback, Complaints are monitored and resolved in a time-bound manner
- Steel Import Monitoring System (SIMS) for advance intimation of Steel imports. Coal Import Monitoring System also to be launched
- Two-way online communication, paperless processing, e-verification of the authenticity of DGFT issued documents. New Rules-based Risk Management System for IEC verification

These technology driven measures would significantly enhance the ease of doing business for the trade stakeholders. DGFT has completed a few API based integration with agencies involved in trade ecosystem. The broader goal is to provide single window, paperless, contactless solutions to exporters/importers through e-platforms in digital mode.

### (P) Management Information System (MIS) on export promotion schemes and data analytics

For effective monitoring and evaluation of the Foreign Trade Policy (FTP), a comprehensive annual Management Information System (MIS) report on export promotion schemes brought out by Statistics Division, DGFT since 2017. MIS reports are also compiled on monthly basis since August 2017. Since

the constitution of a Data Analysis Unit (DAU) in Statistics Division, DGFT after Mid-Term Review of Foreign Trade Policy (FTP) 2015-20 in December 2017, a monthly bulletin of Foreign Trade Statistics that provides a ready reference and analysis on export and import data of India on major commodities and major countries at Quick Estimates, Provisional Estimates and final 8-digit level estimates is being brought out. It also provides the State-wise export data. These statistical reports are available on DGFT website at the link <https://www.dgft.gov.in/CP/?opt=bulletin-foreign-trade-statistics>.

### **(Q) Monitoring dashboards**

In July 2019, Cabinet Secretary directed each Ministry/Department to develop and host Monitoring Dashboards, following which Commerce Secretary assigned this task to DGFT. The DAU of Statistics Division, DGFT, in collaboration with the Centre of Excellence for Data Analytics (CEDA), NIC has developed and maintained the following monitoring dashboards for DoC:

- ◆ Monitoring Dashboard (on Department of Commerce website)
- ◆ Internal Monitoring Dashboard (on Intracommerce portal)

The dashboard is developed in power BI tool and database stored on SQL server. The Monitoring Dashboard can be accessed on open web source at the link <http://dashboard.commerce.gov.in/>. The Internal Monitoring Dashboard, available at <http://10.21.77.7/>, is accessible to Departments/Ministries located in Udyog Bhawan.

The Dashboards are designed to provide the visualizations on India's foreign trade, export promotion schemes and other aspects of foreign trade. It provides graphical display of export-import and balance of trade of merchandise and service trade. It shows the trade analysis of commodities at principal commodity group level, territories/countries-wise. Recently, States and District wise exports are also visible in the dashboard. For analyzing the trends qualitatively, around 11,900 items of exports/imports at 8 digit ITC-HS level have been classified into four product categories, namely, raw material, capital goods, consumer goods, intermediate goods. It provides a monthly and yearly comparison of trade

data in the form of various visuals. Users can view the graphical representation of data of the past few years and month-wise data and can convert the values in both US\$ and Indian rupees in one click. It provides filtering capabilities to limit the data being displayed in the report based upon specified parameters. All the visualizations have the data downloadable features. The internal dashboard serves as a handy tool for the officers of Territorial and Product Divisions of the Department of Commerce and DGFT for monitoring of import and export performance based on trade alerts. Besides, the link has been provided on the monitoring dashboard to access EXIM analytics dashboard of DGCI&S, which provides further granular level export/import data analysis.

## **4. OTHER SCHEMES**

### **(A) Trade Infrastructure for Export Scheme (TIES)**

The Government of India launched a scheme namely, Trade Infrastructure for Export Scheme (TIES) from FY 2017-18 with the objective to assist Central and State Government agencies for creation of appropriate infrastructure for growth of exports from the States. The scheme provides assistance for setting up and up-gradation of infrastructure projects with overwhelming export linkages like the Border Haats, Land customs stations, quality testing and certification labs for exports, trade promotion centres, etc. Under the scheme, Central Government assistance will be in the form of a grant-in-aid upto the matching equity being put in by the implementing agency in the total project cost (not more than 50% of the total equity for states other than the North Eastern States and Himalayan states and upto 80% of the total equity for projects located in North East and Himalayan States). The grant-in-aid shall be subject to a ceiling of Rs 20 Crore, normally, for each of the project. Central Government Agencies including Export Promotion Councils, Commodities Boards, SEZ Authorities, Apex Trade Bodies recognized under the EXIM policy of Government of India and the State Government undertakings are eligible for financial support under this scheme.

During FY 2020-21 (till October 2020), one meeting of the Empowered Committee on TIES has been held on 07.07.2020.

A total of 40 projects have been sanctioned under

TIES till the end of October 2020 and are located in Assam, Tamil Nadu, Chandigarh, Rajasthan, Manipur, Delhi, West Bengal, Madhya Pradesh, Andhra Pradesh, Karnataka, Tripura, Maharashtra, Uttar Pradesh, Kerala, Jharkhand, Punjab and Haryana.

### Meetings with State Governments and Exporters

Under this initiative, senior officers from DoC including the Commerce Secretary, DGFT and representatives from FIEO, APEDA have been convening joint meetings in States/UTs with the Chief Secretary, State Government officials, exporters and other stakeholders to address their concerns and facilities efficiency in exports. The meetings deliberate on specific issues related to exports from the State, the issues related to local taxation/levies, power availability, road/

rail connectivity, export related infrastructure, other bottlenecks being faced by exporters etc. These meetings give the exporters an interactive platform to articulate the current problems being faced by them with the various regulatory agencies both at the centre and state level. The possible implications of the various international agreements on the export basket of the State are also discussed so that the States can plan the development of the industry.

In order to institutionalize these interactions with greater frequency, Department of Commerce has now been holding meeting through video conference with the States/UTs to ensure quick and timely resolution of trade related issues. During the year 2020-21 upto 3<sup>rd</sup> July 2020 meetings with 30 States/UTs have been held through video-conferencing as under:

S.No.	Date	Name of States/UTs with which DVCs were held	No. of States/UTs
1	13.01.2020	Haryana, Maharashtra and Odisha	03
2	14.01.2020	Andaman and Nicobar Islands, Karnataka, Meghalaya, Mizoram and Tripura	05
3	20.01.2020	Andhra Pradesh, Chhattisgarh, Gujarat, Kerala, Sikkim, Uttar Pradesh and Uttarakhand	07
4	18.02.2020	Goa, Jharkhand, J & K, Delhi, Puducherry, Telangana, and Tamil Nadu	07
5	03.07.2020	Arunachal Pradesh, Assam, Bihar, Himachal Pradesh, Lakshadweep, Madhya Pradesh, Manipur and Nagaland.	08

### (B) Market Access Initiative (MAI) scheme

The Market Access Initiative (MAI) scheme is an export promotion scheme, formulated to act as a catalyst to promote India's exports on a sustained basis. The broad objectives of the MAI scheme are as follows:

- ◆ To display and promote India's capabilities as provider of world class goods and services
- ◆ To project India as an attractive sourcing destination
- ◆ To create a strong brand image for India
- ◆ To facilitate exporters/industry bodies to participate in major events abroad in identified markets, to create an impact of Indian goods and services
- ◆ To facilitate exporters to get exposure to new/potential markets and access information on global trade

Assistance under the MAI scheme is granted to the Export Promotion Councils, the Commodity Boards and the Apex Trade Organizations for carrying out various export promotion activities covered under the Scheme. The approval process of proposals involve scrutiny through the Committee empowered under the scheme.

Due to various restrictions on travel across the world on account of the COVID-19 outbreak, export promotion activities in physical settings could not be held during the period April to November, 2020. However, in order to further the objectives of the MAI scheme, a provision to provide financial assistance to the Export Promotion Councils and Trade Bodies for organizing virtual export promotion events and also for participating in the established signature/ major global events held in virtual mode, has been made in MAI scheme. The digital transformation is envisaged to enable Indian exporters, particularly the MSME

sector, to promote and market their products to the international buyers using digital platform.

**Year-wise status of MAI allocation/release for last 5 years is as under:**

*(Value in Rs. Crore)*

Year	Outlay	Expenditure
2015-16	224.99	224.99
2016-17	220.51	200.51
2017-18	213.25	213.25
2018-19	269.99	269.99
2019-20	325.00	325.00
2020-21	300.00	122.42 (as on 29.12.2020)

**(C) Champion Services Sector Scheme (CSSS)**

◆ Service sector contributes significantly to India’s GDP, FDI inflow, exports and job creation. Services growth has been aiding India’s overall growth, especially in the last two decades. Services trade

surplus has been financing almost 50% of India’s merchandise trade deficit.

- ◆ During 2020-21, the nodal departments/ ministries continued implementation of the proposals approved under CSSS. Further, the Screening Committee recommended proposal for ‘Logistics Planning & Performance Monitoring Tool’ (Rs. 18.5 Crore for 3 years) and the sectoral scheme of Ministry of Information & Broadcasting which includes components to provide an incentive for audio - visual co-production with foreign countries, shooting of foreign films in India, creating awareness amongst State Governments/UTs for increasing screen/theatre density and viability gap funding for organizing global entertainment summits (Rs.451 Crore for 3 years).
- ◆ DoC has been engaging with the nodal Ministries/ Departments and pursuing the reform agenda under CSSS. The CSSS will give a fillip to broad-based growth across high potential services sectors. It will help achieve Hon. Prime Minister’s vision to make India the global services hub.



# EXPORT PROMOTION MECHANISM



## 1. EXPORT PROMOTION COUNCILS (EPCs)

At present, there are fourteen Export Promotion Councils (EPCs), as mentioned below, under the Department of Commerce. The EPCs are registered as non-profit organizations under the Companies Act/Societies Registration Act. Roles and functions of these Councils are guided by the Foreign Trade Policy 2015-20 which also recognizes them as registering authorities for exporters.

### (A) Gem & Jewellery Export Promotion Council (GJEPC)

Gem & Jewellery Export Promotion Council (GJEPC), the apex trade body of the Indian Gem & Jewellery industry has completed 54 years of its existence this year. It has approximately 6107 members as on November 2020. The Gem & Jewellery sector is among India's leading foreign exchange earning sector. Exports of Gem & Jewellery from India during the fiscal year 2020-21 (upto September, 2020) registered a performance of US\$ 8690.32 million, showing a decline of 54.89% as compared to US\$ 19266.74 million for the same period previous year. Like other sectors, the COVID-19 has affected the Gem & Jewellery sector due to stoppage of business, factories, shops, movement of people, social gatherings like weddings, postponed or cancelled events/exhibitions on account of lockdown and lack of demand from international markets. However, GJEPC has been banking on technology to face the challenges and has come out with virtual solutions. Through its various virtual shows and events, GJEPC is making various endeavours to revive the B2B transactions in business.

During the year 2020-21, the GJEPC organized the following shows:

- ◆ IIJS Virtual 2020 from 12<sup>th</sup> - 16<sup>th</sup> October to create a user-friendly, simple to navigate platform where exhibitors and buyers can do business in a secured environment
- ◆ Three Virtual Buyer-Seller Meet (VBSM) to connect Indian Gem and Jewellery manufacturers with international buyers to revive the Gem and Jewellery exports:
  - Loose Diamond VBSM
  - Plain Gold Jewellery VBSM
  - Gemstone VBSM for Emeralds
- ◆ India Global Connect Meet with UK and Colombia to understand the current business scenario and have discussions among manufacturers, exporters and importers of both the countries to explore trade opportunities
- ◆ Series of webinars organized on different topics on manufacturing, marketing, retail such as:
  - Supply of Gold/Silver for Exports
  - Fiscal measures announced by Government of India for combating COVID-19 outbreak
  - Trade receivables discounting system
  - Retail Speak-Jewellery Business Post COVID-19 lockdown
  - A Step Forward Jewellery Industry Post COVID-19
  - The Way Forward for the Industry Post COVID-19
  - How to Adapt your Digital Marketing Strategy Amidst a Global crisis
  - International Market Scenario & Way Forward post lockdown
  - Boosting export through effective Marketing Strategies after COVID-19
  - e-SANCHIT implementation
  - Manufacturers Speak-Jewellery Business Post COVID-19 lockdown
  - Heritage is Future: A journey of Handcraft Jewellery
  - Indian Diamond Industry-The Recovery Options
  - How Cross Border e-commerce can be viable medium Post COVID-19 consultation with Government & Trade, and many more
- ◆ 10 short promotional films (5 films each on Gold and Diamond Jewellery) in various languages such as Hindi, Bengali, Tamil, Telugu, Kannada, Malayalam and Gujarati launched to boost jewellery demand during festive season
- ◆ For MSMEs of Gems and Jewellery sector, various webinars, workshops, meetings and motivational seminars on different topics, like Export/Import procedures, GJEPC's membership benefits,

GJEPC initiatives like Parichay Card & Swasthya Ratna, Hallmarking, MSME benefits & Schemes, SFRUTI Schemes etc., were undertaken to create awareness about various schemes and identify important issues of the sector.



### (i) Common Facility Centre (CFC)

GJEPC is implementing agency for Department of Commerce's scheme for setting up of Common Facility Centres (CFC) in Gems and Jewellery manufacturing clusters to provide an opportunity to the small and medium manufacturers to use state-of-the-art technology/equipment at affordable user fee basis. Establishment of CFCs will help in transferring benefit of technological advancement to the small manufacturers and will improve upon their quality and productivity. So far, four CFCs have been operationalized in Gujarat at Visnagar, Palanpur, Amreli and Junagadh. Further, six more CFCs at Coimbatore, Kolkata, Delhi, Jaipur, Hyderabad & Rajkot are in the process of being set up.

### (ii) Special Notified Zone (SNZ) for consignment import of rough diamonds

The SNZ is in its 5<sup>th</sup> year of operations and has been conducting operations very successfully over the last 4 years. All the major mining companies of the world are regularly conducting their viewings. It has received a very good response from the Indian diamond industry and has been especially beneficial to the MSME's with average no. of visitors per viewing at 204 and average no. of companies per viewing at 102. A total of 809 unique companies from across India have visited the SNZ and attended viewings.

Since its inception, 11 million carats of rough diamonds of a total value of more than US\$ 2 billion has been displayed in the India Diamond Trading Center (IDTC) - SNZ. Major foreign mining companies viz. ALROSA -

Russia, De Beers - UK, Rio Tinto - Australia, Dominion Diamonds Corp - Canada and Okavango Diamond Company (ODC) - Botswana, which accounts for 85% of total production of rough diamonds worldwide, regularly come to the SNZ to display their diamonds for viewings. For the year 2020 the IDTC-SNZ is already been booked for 195 days by the major mining companies.

### (iii) Other initiatives of GJEPC

#### (a) Cluster mapping survey of Gem and Jewellery sector at pan India level

A project on the cluster mapping of the gem and jewellery sector has been commissioned to the National Council of Applied Economic Research (NCAER) which is majorly aimed at identifying the various gem and jewellery clusters at pan India level, mapping skills and technology of the identified clusters and doing gap analysis with respect to infrastructure, skill development, production system and logistic etc. The project would enable the stakeholders to address the challenges of various identified clusters by providing them the requisite resources and finally make them exportable clusters with the enough capability to generate employment and promote exports which are the major objectives of the Government and Industry under Make in India program. In this regard, survey of over 6000 units has been conducted at pan India level across 19 States, 117 towns and 400 villages and the report was submitted by the NCAER in the month of September 2020.

#### (b) Swasthya Ratna Health Insurance scheme

The Gems and Jewellery Export Promotion Council (GJEPC) has initiated a Group Mediclaim scheme to provide health insurance benefit at subsidized rates for the entire work force of Gems and Jewellery Industry & their family members.

The primary objective of launching this scheme is to improve access of identified workers and their families to quality medical care of choice for treatment of diseases involving hospitalization through an identified network of health care providers. Through this project, more than 6 Lakh lives have been covered till date and claims of over Rs. 150 Crore have been disbursed.

#### (c) Parichay Card

With a view to ensure proper authentication for social

security purposes and for the benefit of the workforce of the Gem & Jewellery industry, GJEPC launched the Parichay Card initiative on 1<sup>st</sup> March 2019. The primary objective is to create a verified and well-crafted database for Gem & Jewellery workers. The enrolment of workers will be through registered Gem & Jewellery associations. This card not only gives the workers a valid proof of their employment or identity but would also make them eligible for various initiatives of GJEPC and the Government in the future.

60 Gem & Jewellery associations from all over India have already enrolled and issuance of 4.5 lakh cards is already in process. GJEPC is targeting to issue 1 million cards by March 2021 and plans to issue 5 million cards in total to cover the entire workforce of the Gem & Jewellery industry in the next 3 years. GJEPC is planning to take the entire experience of Parichay cards online.

#### (d) Swasthya Kosh

GJEPC offers a specially designed and highly subsidized health insurance policy to all Parichay Card holders. The card holders need to pay only 25% of the premium and for the remaining 75% premium will be paid from a fund created by GJEPC which has been named as 'Swasthya Kosh'. The money collected from the fund will be utilized towards paying health insurance premiums of the Parichay Card holders who are primarily contracted workforce of the Gem and Jewellery industry. There is still a significant section of unattached workers who are not represented by any organization. Through Swasthya Kosh, GJEPC will be able to connect with those lives, which till date no industry has covered.

## (B) Council for Leather Exports (CLE)

The Leather Industry holds a prominent place in the Indian Economy providing employment to about 4.42 million people, mostly from the weaker sections of the society. Women employment is predominant in leather products sector with about 40% share. The leather industry is bestowed with an affluence of raw material as India is endowed with 20% of world cattle & buffalo and 11% of world goat & sheep population. The strength of leather industry in the country lies in skilled manpower, innovative technology, increasing industry compliance to international environmental standards and dedicated support of the allied industries. India is the second largest producer of footwear, second largest exporter of Leather Garments and third largest exporter of Saddlery & Harness and fourth largest exporter of Leather Goods in the World.

### (i) Export performance

#### (a) Export performance during 2019-20

The export of leather & leather products for the period April - March 2019-20 was US\$ 5070.55 million as against US\$ 5691.09 million in April - March 2018-2019, recording a decline of 10.90%.

#### (b) Export performance during 2020-21

Exports of leather, leather products and footwear industry was adversely affected since March 2020 due to the impact of COVID-19 pandemic. Exports during the period April to November 2020 registered a decline of 36.50% (in US\$) vis-à-vis the same period last year (i.e., April to November 2019). The export summary for April-November 2020 is as under:

(Value in US\$ million)

Commodity	April-November 2019	April-November 2020	% change
Finished Leather	371.98	222.73	-40.12
Leather Goods & Accessories	1,402.99	880.49	-37.24
Leather Garments	178.35	126.27	-29.20
Footwear of Leather	300.42	199.51	-33.59
Footwear Components	945.57	576.76	-39.00
Saddlery and Harness	103.87	108.41	4.37
Non-Leather Footwear	204.40	113.25	-44.59
<b>Total</b>	<b>3,507.59</b>	<b>2,227.43</b>	<b>-36.50</b>

Source: DGCI&S Kolkata

**(ii) Policy and support measures**

- ◆ The definition of Micro, Small and Medium Enterprises (MSMEs) was revised on account of which about 98% of the units in the leather, leather products and footwear sector are under MSME as against 92% earlier.
- ◆ The revised finished leather norms were notified vide DGFT Public Notice No. 15-2015/20 dated 4<sup>th</sup> September 2020. This will facilitate export of new types of leathers which are in huge demand in the global market and will enhance export of finished leathers from the country.
- ◆ The validity of Duty Free Import Scheme (DFIS) (allowing Basic Customs Duty exemption for notified inputs to the extent of 5% of Free on Board (FOB) value of exports in previous year for footwear and other leather products and 3% for Leather Garments) for the year 2019-20 was extended upto 30<sup>th</sup> September 2020 (facilitating manufacture of export products in the sector).
- ◆ Apart from above, measures like extension of

FTP till March 2021, continuation of interest equalization on rupee export credit till 31<sup>st</sup> March 2021, Emergency Credit Line Guarantee Scheme for MSMEs, etc., announced by the Government would also facilitate promotion of exports in the sector.

**(iii) Infrastructure projects in export clusters under Assistance to States for Developing Export Infrastructure and Allied Activities (ASIDE) / Trade Infrastructure for Exports Scheme (TIES)**

The Council for Leather Exports (CLE) is the Implementation Agency for implementing Infrastructure projects relating to Leather & Footwear Sector across the country with financial assistance under erstwhile Assistance to States for Developing Export Infrastructure and Allied Activities (ASIDE) scheme and currently under Trade Infrastructure for Exports Scheme (TIES), as well as under the funding support of the State Government(s).

The following are the details of the two projects currently under implementation by the CLE under the Trade Infrastructure for Exports Scheme (TIES).

*(Value in Rs. Lakh)*

S. No	Project	Total Project Cost	Grant approved under ASIDE / TIES (50%)	SPV Contribution (50%)
1	Establishment of Common Facility Centre (CFC) at Melvisharam, Ranipet District, Tamil Nadu	2,468.07	1,234.00	1,234.07
2.	Creation of additional 750 KLD capacity of ZLD system at VISHTEC CETP, Melvisharam, Ranipet District, Tamil Nadu	1,864.00	932.00	932.00
	<b>Total</b>	<b>4,332.07</b>	<b>2,166.00</b>	<b>2,166.07</b>

The above projects are currently under various stages of execution and respective Project Management Consultants (PMCs) namely Indian Leather Industry Foundation (ILIFO) for Common Facility Centre Project, and Tamil Nadu Water Investment Co Limited (TWIC) for Visharam Tanners Enviro Controls (VISHTEC) Common Effluent Treatment Plant (CETP) project, are

assisting the Council for Leather Exports in executing the projects.

The following two projects assisted under TIES have been successfully completed during the current year 2020-21:

*(Value in Rs. Lakh)*

S. No.	Project	Total Project Cost	Grant under ASIDE / TIES (50%)	SPV Contribution (50%)
1	Creation of additional 596 Kilo Liters per Day (KLD) capacity system at Madhavaram CETP, Chennai	1,032.29	516.00	516.29
2	Creation of additional 1 MLD capacity of Zero Liquid Discharge (ZLD) System at Ranipet Tanners Enviro Controls (RANITEC) CETP, Ranipet	1,773.15	886.00	887.15
	<b>Total</b>	<b>2,805.44</b>	<b>1,402.00</b>	<b>1,403.44</b>

The CLE has submitted the Project Completion Report in respect of Madhavaram CETP Project prepared by PMC – Indian Leather Industry Foundation (ILIFO) to the Department of Commerce, Government of India during October 2020. The PMC Council of Scientific and Industrial Research (CSIR) - Central Leather Research Institute (CLRI) is in the final stages of preparation of Project Completion Report for RANITEC CETP Project.

Apart from the above Central projects, CLE is also currently implementing a project for establishment of Testing Lab & Design Studio at Agra, with a financial outlay of Rs.1582.66 Lakh under State ASIDE scheme funded by Export Promotion Bureau (EPB), Government of Uttar Pradesh. This project was inaugurated by the Hon'ble Chief Minister of Uttar Pradesh on 07.08.2020. While the activities for setting up of Testing Laboratory has been completed and the facility has been entrusted to a professional agency for operation of the Lab, CLE and the promoters of the project viz., Agra Footwear Manufacturers & Exporters Chamber (AFMEC) are closely coordinating the activities with regard to the execution of the Design Studio component of the project.

**(C) Basic Chemicals, Cosmetics & Dyes Export Promotion Council (CHEMEXCIL)**

CHEMEXCIL was constituted in 1963 under the Companies Act, 1956. The Council's head office is located in Mumbai and it has four Regional Offices at New Delhi, Bengaluru, Kolkata and Ahmedabad. The total membership of the Council as on 30.12.2020 is 2668. The Council is entrusted with the export promotion activities of the following products:

- ◆ Dyes & Dye Intermediates
- ◆ Inorganic, Organic and Agro Chemicals
- ◆ Cosmetics, Soaps, Toiletries and Essential oils
- ◆ Castor Oil

During FY 2020-21, CHEMEXCIL has participated and will participate in the several international events for it's member exporters, whose details are as follows:

**International events**

- ◆ Indian Dyes Virtual Trade Fair, Bangladesh held from 17<sup>th</sup> to 19<sup>th</sup> October 2020
- ◆ Indian Chemical and Cosmetics Exhibition; Virtual Exhibition, Vietnam, from 24<sup>th</sup> to 25<sup>th</sup> November, 2020

- ◆ Virtual Exhibition for Africa -Kenya, Tanzania, Nigeria, South Africa, Ethiopia, from 9<sup>th</sup> to 12<sup>th</sup> February, 2021
- ◆ Virtual - Buyer Seller Meet -Japan, from 10<sup>th</sup> to 11<sup>th</sup> February, 2021
- ◆ Virtual - Buyer Seller Meet -Mexico, Brazil, Colombia, Chile & Argentina, from 17<sup>th</sup> to 19<sup>th</sup> March 2021

**Export performance during last three years**

*(Value in US\$ million)*

EPC	2017-18	2018-19	2019-20
CHEMEXCIL	15,926.66	19,142.37	18,417.51

**(D) Plastic Export Promotion Council (PLEXCONCIL)**

The Plastics Export Promotion Council was established in 1955 and registered under section 25 of Companies Act of 1956, with the aim of promoting the exports of Plastics & Linoleum products from India. The Council's head office is located in Mumbai and it has regional offices at Kolkata, Chennai, Ahmadabad and New Delhi. The total membership of the Council as on 30.12.2020 is at 2596. The Council is entrusted with the export promotion activities of the following products:

- ◆ Plastic Raw Materials
- ◆ Moulded & Extruded Goods
- ◆ Plastic sheets, films, plates etc
- ◆ Packaging materials
- ◆ Other plastic items
- ◆ Human Hair & Products thereof
- ◆ All types of optical items
- ◆ Stationery/Office & School Supplies

PLEXCONCIL also represents the exporting community in the Indian Plastics industry which manufactures/trades in a wide spectrum of plastics items ranging from plastic raw materials/polymers to semi-finished/finished goods servicing various user segments like the plastic processing sector, packaging sector, engineering sector, industrial users (white goods, automotive, agriculture etc).

During FY 2020-21 PLEXCONCIL did following activities to smoothen it's exports and facilitate the exporters:

- ◆ Launched its state-of-the-art mobile app called PLEXCONCIL MOBILE APP in an effort to further enhance our services to our members, which is available on Google Play and App Store.
- ◆ Transitioned to issuing digital Registration cum membership Certificates (RCMCs) and Certificate of Origin.
- ◆ Creation of Youth Wing of the council with an objective to leverage the talent of young generation for promotion of plastic exports.

### International Events

- ◆ Virtual B2B Meet with buyers from USA with the support of Indian Embassy in Washington DC on 24<sup>th</sup> September 2020.
- ◆ Virtual B2B Meet with buyers from Egypt, Sudan and Nigeria with the support of Indian Embassy of respective countries on 28<sup>th</sup> September 2020.
- ◆ PLEXCONCIL has planned eight virtual B2B meeting in different regions to promote plastic exports by 31.03.2021.

### Export performance during last three years

(Value in US\$ million)

EPC	2017-18	2018-19	2019-20
PLEXCONCIL	8,884.74	11,019.9	10,011.11

### (E) Chemicals & Allied products Export Promotion Council (CAPEXIL)

CAPEXIL, a premier Export Promotion Council, was set up in 1958 under the aegis of Ministry of Commerce & Industry and registered under Section 25 of the Companies Act, 1956 (now, Section 8 of the Companies Act, 2013) to promote Chemical based allied products. The Council's Registered Office and Head office is located in Kolkata and it has four regional offices located at Mumbai, Chennai, Kolkata and New Delhi. As on 30.12.2020, the total membership strength of Council stood at 4192. The Council is entrusted with the export promotion activities of the following products:

- ◆ Bulk Minerals and Ores
- ◆ Processed Minerals
- ◆ Natural Stones and Products
- ◆ Ceramics and Allied Products
- ◆ Rubber Products

- ◆ Auto Tyres and Tubes
- ◆ Cement, Cement clinkers and Asbestos cement products
- ◆ Paper Board and Products
- ◆ Glass and Glassware
- ◆ Paints, Printing Ink and Allied Products
- ◆ Plywood and Allied Products
- ◆ Graphite and Explosives
- ◆ Publications & Printing
- ◆ Miscellaneous Products
- ◆ Animal by products
- ◆ Ossein and Gelatine

During FY 2020-21, CAPEXIL participated / will participate Virtual in International Events, the details of which are as follows:

### International events

- ◆ India International Paper, Paper Board & Paper Products & Stationery Fair from 01.01.2021 to 31.03.2021
- ◆ National Stationery Show from 04.02.2021 to 12.02.2021
- ◆ Delhi Book Fair 2020 from 30.10.2020 to 31.10.2020
- ◆ Print from India Fair from 15.02.2021 to 20.02.2021
- ◆ India International Ceramic & Building Material Virtual Exhibition from 01.01.2021 to 31.03.2021 (ASEAN & South Asia)
- ◆ India International Ceramic & Building Material Fair, LAC from 01.01.2021 to 31.03.2021
- ◆ India Middle East Building & Construction Virtual Exhibition from 31.11.2020 to 02.12.2020
- ◆ Multi- Products Virtual Exhibition, CIS & other Regions from 01.01.2021 to 31.03.2021

### Export performance during last three years

(Value in US\$ million)

EPC	2017-18	2018-19	2019-20
CAPEXIL	19,005.82	22,245.62	22,041.31

### (F) Shellac & Forest Products Export Promotion Council (SHEFEXIL)

The Shellac Export Promotion Council was founded in June, 1957, under the Companies Act, 1956, which was re-christened to Shellac and Forest Products Export Promotion Council (SHEFEXIL) on 08.02.2007. The Council's registered office is located at Kolkata and has no additional branch or regional office. The total membership of the Council as on 30.12.2020 is 577. SHEFEXIL is the designated Nodal EPC for Non Timber Forest Produce and also for products from North-East region. The Council is presently entrusted with the export promotion activities of the following products:

- ◆ Shellac and Lac based Products
- ◆ Vegetable Saps & Extracts of herbs
- ◆ Guar Gum
- ◆ Plant & Plant Portion (Herbs)
- ◆ Fixed vegetable, Oil cake and others
- ◆ Other vegetable materials
- ◆ products belonging to the North Eastern region

During FY 2020-21, SHEFEXIL is planning to participate in two International Events and conduct several outreach programs to educate MSME exporters about current scenario of international trade, opportunities available therein, reducing transaction cost, relevance of emerging technologies etc., the details of which are as followed:

#### International event:

- ◆ Virtual Exhibition + B2B Meeting to be held between 15.11.2020 to 31.03.2021

#### Export performance during last three years

(Value in US\$ million)

EPC	2017-18	2018-19	2019-20
SHEFEXIL	1,918.35	2,156.49	2,142.03

### (G) Sports Goods Export Promotion Council (SGEPC)

The Sports Goods Export Promotion Council has been playing an effective role in the promotion of sports goods and toys export from India. The Council provides a common platform for Indian Sports Goods and Toys Industry and is also, a single point source of information for international buyers.

The year 2019-20 saw a challenging business environment with slowdown in major global economies, uncertainty on economic front and in final quarter of 2019-20, fear of novel coronavirus which led to lockdown in the country. Exports of Sports Goods and Toys were further affected in 2020-21 due to the impact of COVID-19 pandemic. The total exports of sports goods and toys for the year 2020-21 (April- November) was US\$ 181.29 million recording a decline of 10.85% over the previous year's exports (US\$ 203.35 million) during the same period (April-November, 2019-20) .

In the year 2020-21 Indian Sports Goods and Toys have been exported to 142 countries. UK holds the first place in top ten destinations for exports, followed by USA, Australia, Germany, South Africa, France, Netherlands, New Zealand, Ireland, and Canada. Netherlands is a new entrant in top ten list. Export from India to Netherlands has increased by 48% in 2020-21 viz-a-viz the previous year. Except Australia, Germany and Canada, rest all the seven countries in top ten destinations have recorded growth over the previous year.

Being an Apex Industry Forum for Sports Goods and Toys, the SGEPC provides a common platform to its members from all over the country, with common interests, emphasizing their National and International concerns to the Government, provides important information on market intelligence, standards & specifications, and quality & design to its members.

#### (i) New industrial zone for sports goods & toys

In line with our Hon'ble Prime Minister's mission of "Make in India" and "Atmanirbhar Bharat" and the initiative to strengthen the Indian toy industry, to fulfil the mission and to cater to the growing demand, there is a need to expand production capacities. SGEPC has identified suitable areas to develop new zones for the Toys & Sports Goods Industry and quite a number of plot allocations have already been completed and more are in the process in Khushkhera (Bhiwadi), Rajasthan.

#### (ii) Promotion of exports of traditional Indian toys

Department of Commerce through DGFT is closely working with the State / UT Governments towards implementation of vision of the Hon'ble Prime Minister to convert each district into an export hub through an institutional mechanism at the district level.

Under the above initiative, focus clusters are being identified in toys sector also. In the effort led by DPIIT to strengthen the manufacturing in the toys sector, Department of Commerce is also closely working to enable MSMEs and small industries in the toy sector (at the district level) to get benefit of export opportunities in the overseas market, reduce transaction costs, facilitate global reach of toys etc.

The identified districts with export potential in the toys sector include Krishna (for Kondapalli toys), Visakhapatnam (for Etikoppaka Toys), Dhubri (for Terracota toys), Koppal (for Kinhal toys), Ramnagara (for Lacquer toys, Channapattana toys and Dolls), Chitrakoot (for wooden toys), Varanasi (for wooden Lacquerware & toys) etc., to name a few. Some of these toys already have Geographical indications tags and are popular in many countries.

### (iii) Promotional activities for 2020-21

2020 has been adversely impacted by the COVID-19. The Corona pandemic has altered the lifestyle and the work environment all over the world, causing cancellation of physical form of exhibition / fairs and BSM. Adopting the “New Normal” the SGEPCC, with the support of Department of Commerce, have helped its members to connect with International Buyers through virtual platform. Exporters have also been trained to export through e-commerce platforms to reach consumers directly, that too in their own brand name. Webinars on various topics of interest have also been organized.

### (iv) Support measures

Various policy support measures viz, revision of the definition of Micro, Small and Medium Enterprise, extension of validity of Duty Free Import Scheme (DFIS) upto 30<sup>th</sup> September 2020, extension of FTP till March 2021, continuation of interest equalization on rupee export credit till 31<sup>st</sup> March 2021, Emergency Credit Line Guarantee Scheme for MSMEs, etc., taken by the Government have facilitated promotion of exports in the various sectors (including sports goods & toys).

## (H) Telecom Equipment and Services Export Promotion Council (TEPC)

The Telecom Equipment and Services Export Promotion Council (TEPC) has been set up by the Government of India to promote and develop export of telecom

equipment and services from India. This Council caters to the complete Telecom Ecosystem including Telecom Hardware Manufactures, Telecom Service Providers, Telecom Software Vendors and Consultants and plays a critical role in furtherance of Telecom export from the India and assists its member companies in easy facilitation of their respective exports.

### (i) Vision of TEPC

- ◆ TEPC shall continue to promote telecom exports from India.
- ◆ Promote and accentuate Telecom Exports from India.
- ◆ Create a healthy environment for growth of Telecom Ecosystem including Manufacturing & Services Sector in India.
- ◆ Encourage both private and overseas Investments in India under Foreign Direct Investment.
- ◆ Encourage Strategic Alliances, MOUs, and technical/Financial collaborations to boost trade.
- ◆ Support local IPRs & R&D activities for Design in India and making of World Class telecom products.

### (ii) TEPC participation in events

TEPC organizes various structured promotional events so as to create awareness on the capability of Indian telecom exports. The various promotional activities that are carried out on a regular basis are product & services specific; sending delegations to selected countries, exclusive Indian TEPC Exhibition, country participation in Specialized Trade Fairs, Catalogue Show, Buyer-Seller Meets, Product Specific Seminars and Conferences- both in India and abroad.

In view of the present situation on account of the adverse impact of COVID-19 pandemic, it was not feasible to organize /participate in physical fairs/exhibitions and buyer-seller meets. Consequently, it is not only a need to sustain the existing markets but also offering Indian products and services as a potential alternative in the world market. During such challenging times and restrictions like other organizations, TEPC has shifted focus from organizing physical exhibitions to virtual exhibitions to connect with overseas buyers and build long term business engagements.

**(iii) Calendar of 2020-21 events**

Sl. No.	Event	Schedule	
		From	To
1.	ConnecTechAsia 2020, Singapore	29 <sup>th</sup> September 2020	1 <sup>st</sup> October 2020

ConnecTechAsia 2020, Singapore 29<sup>th</sup> September 2020-1<sup>st</sup> October 2020 (Virtual Expo) Indian telecom stakeholders are exploring the telecom markets in different countries virtually and Singapore is one of the major markets for Indian companies to access ASEAN markets. ConnecTechAsia 2020, incorporates BroadcastAsia, CommunicAsia, SatelliteAsia and co-located with TechXLR8 Asia, was a three-day virtual event which has thereafter turned into a 24/7, 365 days interactive marketplace. There were more than 220 highly targeted content sessions available during the event and thereafter on demand, which will help the companies to know more about new technologies, over 200 exhibitors and a dedicated calendarization and promotion of their virtual booth activities which will help the participating companies to meet new buyers. There was AI powered business matching which helped the Indian participating companies to fix meetings with different companies.

10 companies participated in India Pavilion in CommunicAsia 2020 under Champion Sector Scheme of Department of Telecommunications.

**(I) Project Exports Promotion Council of India (PEPC)**

PEPC, an export promotion council set up by the Government is an apex co-coordinating agency to facilitate project exports comprising of overseas projects contracted in any of the following modules:

- ◆ Civil Construction Projects
- ◆ Turnkey Projects
- ◆ including engineering, procurement and construction (from concept to commissioning)

F.Y.	MAI Assistance approved/particulars of Grant in Aid released by Department of Commerce (Rs)	Purpose
2019-20	11,00,000/-	1 <sup>st</sup> installement towards participation in Bhutan Construction Fair 2019, Bhutan during July 2019 under MAI scheme.
2020-21 (till date)	6,36,735/-	Final installement towards participation in Bhutan Construction Fair 2019, Bhutan during July 2019 under MAI scheme

and essentially includes civil work/construction and all supplies specific to these turnkey projects

- ◆ Process and Engineering Consultancy Services and
- ◆ Project Construction Items (Excluding Steel and Cement)

**(i) Sectors of development**

PEPC has been actively engaged in the development and promotion of project exports in almost all sectors of economic and industrial development such as construction of dams, hydroelectric and thermal power plants, industrial plants, utility buildings, large scale oil and natural gas pipelines, petrochemical refineries and complexes, motorways, tunnels and bridges, seaports and airports, large-scale housing projects, high-rise and prestige buildings, hotels and tourist resorts etc.

**(ii) Activities**

- ◆ PEPC in co-ordination with CII facilitated the participation of its member companies in the online webinar on Innovative Financing Mechanisms for Doing Business with Africa held on 30<sup>th</sup> July 2020.
- ◆ PEPC in co-ordination with CII facilitated the participation of its member companies in the Digital Session on Doing Business with Uganda on 18<sup>th</sup> August 2020.
- ◆ PEPC facilitated the participation of its member companies in the webinar on Opportunities for bilateral cooperation in Engineering sector between India and Senegal, The Gambia, Guinea Bissau, Cabo Verde organized by Embassy of India, Senegal organized by Embassy of India, Senegal on 21<sup>st</sup> August 2020.

Project Export Promotion Council (PEPC) has received Grant-in-Aid under MAI scheme of Department of Commerce for export promotion purpose as per following:

## (J) Electronic and Computer Software Export Promotion Council (ESC)

The Electronics and Computer Software Export Promotion Council (ESC) is mandated to promote India's exports of Electronics, Telecom, Computer Software and IT Enabled Services. ESC offers a varied set of services to its members for accelerating exports.

### Some of the services of ESC are as follows:

- ◆ Provides commercially useful information and assistance to their members in developing and increasing their exports.
- ◆ Facilitates participation in Global Trade Shows / Expositions and Conferences.
- ◆ Undertakes Market Research / Studies and publicity Campaigns in overseas markets.
- ◆ ESC facilitates business interface between Indian and foreign companies through Buyers - Seller Meets, and locates new business partners for Indian electronics, computer software and IT companies.
- ◆ As a link between the Government and member exporters, ESC provides a platform for interaction on policy issues.
- ◆ Building a statistical base and providing data on the exports and imports of the country, exports and imports of their members, as well as other relevant international trade data.
- ◆ ESC organized members participation in following international events:
  - Virtual B2B meet between India and Argentina in electronics and software sectors on 28<sup>th</sup> May 2020
  - Virtual Tech Talk between India and Switzerland on 1<sup>st</sup> June 2020 (Indian IT Sector: Supplying Ecosystem perspective) and 5<sup>th</sup> June 2020 (Indian Microelectronics and Precision Components Sector and Opportunities in the Indian Electronics Sector)
  - Virtual B2B meet between India and Rwanda in electronics and software sectors on 10<sup>th</sup> June 2020
  - Virtual B2B meet between India and

Uzbekistan in electronics and software sectors on 15<sup>th</sup> June 2020

- Virtual B2B meet between India and Oman in electronics and software sectors on 17<sup>th</sup> June 2020.
- Virtual B2B meet between India and Tunisia in electronics and software sectors on 10<sup>th</sup> July 2020
- Virtual B2B meet between India and Sweden in electronics and software sectors on 17<sup>th</sup> July 2020
- Virtual B2B meet between India and Mozambique in electronics and software sectors on 21<sup>st</sup> July 2020
- Interactive Session with Ms Ancy Varghese - a US Immigration Attorney on 29<sup>th</sup> July 2020
- Virtual B2B meet between India and Chile in electronics and software sectors on 12<sup>th</sup> August 2020
- Virtual B2B meet between India and Colombia in electronics and software sectors on 10<sup>th</sup> September 2020
- Virtual B2B meet between India and UAE in electronics and software sectors on 15<sup>th</sup> September 2020
- Virtual Exhibition and B2B meet between India and South Korea in ICT sectors on 17<sup>th</sup>-18<sup>th</sup> September 2020
- Virtual Exhibition and B2B meet between India and Japan in ICT sectors on 24<sup>th</sup>-25<sup>th</sup> September 2020
- Virtual B2B meet between India and Peru in electronics and software sectors on 29<sup>th</sup> September 2020.
- Virtual B2B meet between India and USA in electronics and software sectors on 30<sup>th</sup> September 2020
- Virtual B2B meet between India and Indonesia in electronics and software sectors on 23<sup>rd</sup> October 2020
- Virtual B2B meet between India and Zambia in electronics and software sectors on 28<sup>th</sup> October 2020

- Virtual B2B meet between India and Kazakhstan in electronics and software sectors on 10<sup>th</sup> November 2020
- Virtual B2B meet between India and Ghana in electronics and software sectors on 20<sup>th</sup> November 2020
- Virtual B2B meet between India and Panama in electronics and software sectors on 24<sup>th</sup> November 2020
- Presentation on Indiasoft and ICT Opportunities in India to Guatemala ICT companies on 24<sup>th</sup> November 2020
- Virtual B2B meet between India and Egypt in electronics and software sectors on 26<sup>th</sup> November 2020
- Fairfax County EDA, USA and ESC organized a Virtual Panel discussion on the opportunities available for various companies in India and USA after the COVID-19 pandemic on 1<sup>st</sup> December 2020
- Virtual B2B meet between India and Romania in electronics and software sectors on 7<sup>th</sup> December 2020
- Virtual Business Summit & Business Meet with Nigeria: ICT Opportunities in Africa – Using the Nigerian Corridor. The event was held on 22<sup>nd</sup> December 2020

#### ◆ Domestic Activities

- During the month of April and May 2020 ESC helped members deal with the situation due to COVID-19 pandemic
- To assist members in dealing with the challenges during Work from Home, ESC organized a WEBINAR on 2<sup>nd</sup> May 2020.
- ESC organized members interactive Session with Commerce and Industry Minister Shri Piyush Goyal on 14<sup>th</sup> July 2020
- ESC organized members interactive Session with DGFT on 14<sup>th</sup> July 2020
- ESC organized members interactive Session with Commissioner of Customs on 3<sup>rd</sup> September 2020
- ESC organized members interactive Session with Shri Navneet Sehgal, Additional Chief

Secretary, MSME & Export Promotion, Government of Uttar Pradesh on 11<sup>th</sup> September 2020

#### (K) EEPC India

The Engineering Exports Promotion Council (EEPC) India is the Council set up under the aegis of Department of Commerce for promoting exports in the Engineering sector. It is a company set up under Section 25 of the Companies Act 1956 (company not for profit), keeping in view the special requirement of the Indian Engineering Sector for export promotion. EEPC India is the nodal agency for issue of Registration-cum-Membership Certificate for engineering exports throughout the country under the provisions of the Foreign Trade Policy. The company has its headquarters at Kolkata with regional offices in Mumbai, Chennai, Kolkata and Delhi and Sub- Regional Offices in Ahmedabad, Bengaluru, Hyderabad (Secunderabad) and Jalandhar for providing services to exporters of engineering products. With a view to establish closer connections with the engineering manufacturers & exporters and to have a better reach, EEPC India has also opened its Chapters in 12 Tier II and Tier III cities.

As an advisory body, it actively contributes to the policies of Government of India and acts as an interface between the engineering industry and the Government. Set up in 1955, EEPC India now has a membership base of around 13,000 out of which 60% are SMEs. EEPC India facilitates sourcing from India and boosts the SMEs to raise their standard at par with the international best practices. It also encourages the SMEs to integrate their business with the global value chain. Keeping 'Engineering the Future' as the motto, EEPC India serves as the reference point for the Indian engineering industry and the international business community in its efforts towards establishing India as a major engineering export hub.

#### (i) Engineering exports scenario

Engineering exports account for nearly a quarter of India's total merchandise exports and around 3% of GDP. Engineering exports achieved a Compound Annual Growth Rate (CAGR) of 5.1% over the period 2010-11 to 2019-20. After a record performance of US\$ 81.02 billion in 2018-19 with 6.32% growth over the previous fiscal 2017-18, the uncertainties on global trade outlook followed by US-China trade war, protectionism by leading global nations, withdrawal of

US GSP for Indian imports and geopolitical crises in some regions pulled down Indian Engineering Exports to US\$ 76.3 billion in 2019-20 registering a decline of 5.8% viz-a-viz 2018-19.

The novel COVID-19 pandemic has added to the global health and economic crises. The lockdowns and shutting up of economic activities have heavily impacted the supply chains and global value chains.

In the above scenario, the engineering exports stood at US\$ 43.86 billion during April-November 2020 viz-a-viz US\$ 50.55 billion during April-November 2019, registering a decline of 13.24 %. In cumulative terms, during April - November 2020, 29 out of 33 panels exhibited an year-on-year decline in exports, while remaining four panels exhibited positive growth.

Region-wise, during the period April-November, 2020, North America and EU remained India's topmost destinations for engineering exports with a share of 18.32% and 17.19% respectively in India's total engineering exports. ASEAN and North East Asia ranked third and fourth with a share of 16.47 % and 14.06 % respectively of the total engineering exports.

#### **(ii) Brand India engineering**

To accelerate exports by enhancing brand image of "Made in India" engineering quality and capabilities of Indian engineering products and services, EEPC India, is undertaking Brand "India Engineering" campaign since 2014. The initiative is implemented with the support of India Brand Equity Foundation, a Trust under Department of Commerce. Under the initiative, creation of e-Catalogues has been taken up to serve as a one stop solution to search quality Indian suppliers of internationally certified products and services. EEPC have already launched e-Catalogues in four sectors namely Pumps & Valves, Electrical Machinery, Medical Devices and Textiles Machinery. Recently, the initiative has been expanded and e-Catalogues in respect of four more sectors, viz., machine tools, agricultural machinery, construction and earthmoving machinery and hand tools, are under preparation.

#### **(iii) Initiative for technology upgradation for boosting engineering exports**

One of the key initiatives of Department of Commerce, in partnership with EEPC India, is to enable upgradation of technology for boosting engineering exports. This is being attempted through bridging the gap between

leading R&D Labs and Industry for the development of cutting edge export-oriented technologies. For this purpose, technology meets/industry- academia interactions are organized in specific industrial clusters to identify the products and processes for R&D support. The initiative aims to sensitize the industry about various Government schemes available for technology upgradation, and implementing the technology development initiatives in consultation with the industry requirements, in a cluster based approach. Department of Commerce is working with Office of Principal Scientific Advisor and EEPC India in this endeavour.

Under the technology initiative, EEPC India has already entered into collaborations with International Institute of Waste Management (IIWM) for capacity building, National Institute of Design (NID), CSIR - Central Mechanical Engineering Research Institute (CSIR-CMERI), CSIR- National Metallurgical Laboratory (CSIR-NML) and with CSIR- Advance Materials and Processes Research Institute (CSIR-AMPRI) where the top scientists would help the engineering manufacturers in upgrading their technology and to help them to be at par with their global counterparts.

In the prevailing COVID-19 pandemic scenario, EEPC India Technology Centre has organized and conducted many virtual seminars/webinars focusing on upgradation of technological awareness and absorption of latest technology to help and support increase in productivity and excellence in business once the situation improves.

#### **(iv) Export promotion activities**

Department of Commerce undertakes various export promotion activities through EEPC India. These activities include organizing International Engineering Sourcing Show (IESS) coinciding with a Buyer - Seller Meets in India and product- specific Seminars/Conferences, Export Awareness Programmes etc. in India, organizing exclusive India Engineering Exhibitions (INDEEs) outside India, organizing product - specific delegations to selected countries, participation in various product - specific international exhibitions, etc. to demonstrate the capabilities of Indian engineering industry and to provide the overseas buyers with true value as propagated by Brand "India Engineering".

Over the last 8 editions, International Engineering Sourcing Show (IESS) has truly established itself as the most important sourcing hub for engineering goods. The IX edition of the event was held on 4<sup>th</sup> - 6<sup>th</sup> March, 2020 in Coimbatore, Tamil Nadu with participation of over 350 and around 500 overseas buyers from more than 50 countries.

The COVID-19 pandemic has caused most of the trade fairs around the world to be cancelled or postponed due to a country's Government imposed restrictions of large gatherings. India's engineering community, including exporters, has likewise been hit hard. To counter this situation, EEPC India organized a series of virtual exhibitions to help the exporting community in connecting with global buyers.

The virtual exhibitions organised by EEPC India included **Access Middle East Virtual BSM** - with focus on Oman, UAE, Qatar, Saudi Arabia, Kuwait, Bahrain and Iran covering product sectors like Medical Devices, Lab & Scientific Instruments, Oil & Gas, Multiple Engineering products, Subcontracting & Industrial Machinery; **FarmMech 2020** - with focus on North America, East Europe, EU, UK, Africa, ASEAN & SAARC showcasing the capability of the Indian agricultural machinery and pumps industry; **India Subcontracting Expo 2020** - with focus on the EU and UK market covering product sectors like Metal Working and Metal Processing; Mechanical and Electromechanical Sub-Assemblies; Hydraulics and Pneumatics; Motion and Drives; Metal Finishing and Heat Treatment; Electricals/Electronics; Dies, Tools, Gauges and Testing; etc. and EEPC India Virtual India Pavilion in **iSmart Expo - East Africa** - with focus on East African Region comprising Tanzania, Uganda, Kenya, Rwanda & Burundi covering sectors like Plastics, Packaging, Printing & converting, Food Processing, Engineering & Manufacturing.

#### (v) EEPC India digital interface

EEPC India maintains a state of the art digital interface including web presence and mobile app and has already digitized most of the activities with a view to improve the delivery of services. Some of the noteworthy digital initiatives of EEPC India are online issuance of Registration cum Membership Certificate (RCMC), Certificate of Origin (both preferential and non-preferential), Member Export Returns, e-Store and Digital Catalogue, integrating with DGFT &

e-SANCHIT, etc.

#### (vi) Webinars

EEPC India in its endeavour to facilitate the members to continue the business momentum during COVID-19 pandemic, started organising e-sessions or webinars since April 2020. EEPC has organised around 155 webinars so far and 8 more are planned during January - February 2021. Apart from these, EEPC has also organised 14 webinars in association with Indian Missions abroad viz; Germany, Oman, South Korea, Russia, Peru, Senegal, Mozambique, Vietnam, Botswana, Thailand, Guatemala, Kuwait, South Africa and UAE. The above sessions also included B2B meetings among Indian manufacturers and their global counter parts.

Extending its regular agenda, EEPC India also published several reports/studies to make the members aware about the international trends and opportunities in order to enhance their global footprints.

#### (vii) Steel at export parity price

Under the aegis of the Ministry of Commerce and Industry, Engineering Exports Promotion Council (EEPC) and Indian Steel Association (ISA) have come together to formulate a policy on 'Steel at Export Parity Price'. Under this scheme, domestic steel producers would provide steel to the user industry at an export parity price. These sales will be considered as deemed export and the steel producer can avail duty drawback on steel supplied through their premises, service centres, distributors, dealers or stockyards. The Directorate General of Foreign Trade (DGFT) has issued Notification No. 35/2015-20 dated 1<sup>st</sup> October 2020 and Public Notice No. 23/2015-20 dated 1<sup>st</sup> October 2020 in this regard.

#### (L) Services Export Promotion Council (SEPC)

SEPC is an Export Promotion Council set up by Ministry of Commerce & Industry, Government of India. It is an apex trade body which facilitates services exporters of India. As an advisory body, it actively contributes to the formulation of policies of Government of India and acts as an interface between the services industry and the Government.

SEPC has been instrumental in promoting Indian service exporting business and in projecting India's image abroad as a reliable supplier of high quality

services. It organizes a large number of promotional activities both in India and abroad, such as Buyer & Seller Meets (BSMs), trade fairs/exhibitions, and India pavilion/information booths in selected exhibitions to demonstrate the capabilities of Indian Services Industry.

The Council keeps abreast of the trends and opportunities in international markets for services and assists members in taking advantage of such opportunities in order to expand and diversify their exports. Members of SEPC can avail the benefits of Services Export from India Scheme (SEIS) and other schemes of Ministry of Commerce and Industry, Government of India.

### (i) Vision of SEPC

To make India an international services exports powerhouse by effectively promoting and representing every sector of Indian services and contributing to the overall growth of the economy.

### (ii) Mission of SEPC

To be an effective voice of the Indian Services Sector globally, raising its profile through interventions and exchanges leading to increases in business. To serve as a bridge between Government and other stakeholders and the services sector. To disseminate knowledge and recognise the achievements of organisations in their quest to increase services exports.

### (iii) Role and function of SEPC

SEPC serves as a platform of interaction between the services sector industry and policymakers in the Government. Specifically, it performs the following

functions:

- ◆ Implements an export promotion strategy to promote services exports
- ◆ Facilitates overseas services enquiries
- ◆ Channelizes communication and publicity

SEPC has a mandate to promote following service sectors:

- ◆ Healthcare services including services by nurses, physiotherapist and paramedical personnel
- ◆ Educational Services
- ◆ Entertainment services including Audio-visual services
- ◆ Consultancy Services
- ◆ Architectural Services and related services
- ◆ Distribution Services
- ◆ Accounting/Auditing and Book-Keeping Services
- ◆ Environmental Services
- ◆ Maritime Transport Services
- ◆ Advertising Services
- ◆ Marketing Research and Public Opinion Polling Services/Management Services
- ◆ Printing & Publishing Services
- ◆ Legal Services
- ◆ Hotel and Tourism related services
- ◆ Others

### Major promotional activities by SEPC (2020-21)

S. No.	Activity	Services Sector	Type of Activity	Place	Date
1	Tapping Professional opportunities abroad” organised by ICAI in association with SEPC	Accounting Services	Webinar	Online	05.04.2020
2	Export Market Opportunities in Healthcare Sector	Healthcare Services	Webinar	Online	11.04.2020
3	Legal Perspective on Employer-Employee Relationship in time of COVID-19 with support from IACC and SILF	Legal Services	Webinar	Online	22.04.2020

S. No.	Activity	Services Sector	Type of Activity	Place	Date
4	Rebooting and Reinventing: Travel and Tourism business Continuity post- COVID-19	Hotel and Tourism Services	Webinar	Online	06.05.2020
5	India Heals: Infusing life in healthcare services exports	Healthcare Services	Webinar	Online	16.05.2020
6	Aligning India's Education Sector with Global Practices and Export Opportunities organised in collaboration with AIU	Education Services	Webinar	Online	25.08.2020
7	AVGC sector- Animation, VFX and Gaming: The Road Ahead	Entertainment Services	Webinar	Online	19.09.2020
8	Virtual SEPC Pavilion at South Asia Travel and Tourism Exchange (SATTE) GenX 2020	Hotel & Tourism Services	Virtual Exhibition	Online	05.10.2020 to 06.10.2020
9	Virtual SEPC India Pavilion at Marché International des Programmes de Communication (MIPCOM) Online	Entertainment Services	Virtual Exhibition	Online	05.10.2020 to 17.11.2020
10	India's Entertainment Services in Global Market	Entertainment Services	Webinar	Online	31.10.2020
11	Synergies Between India & Peru On Education & Healthcare Services	Education and Healthcare	Webinar	Online	05.11.2020

#### (iv) SEPC signs MoU with the Institute of Chartered Accountants of India (ICAI)

ICAI and SEPC identified the need to work together for the benefit of Accountancy & related services sector in order to promote exports. The two organisations formally signed a Memorandum of Understanding (MoU) on 30<sup>th</sup> June 2020. Both agreed to jointly set up a co-ordination group to promote various initiatives by the Government in several countries, to create awareness towards action plan for champion sector with regard to accounting and finance services and for export promotion of such services.

#### (v) Other initiatives

SEPC has started its monthly newsletter "India Serves" focusing on one champion sector in each issue and also covers all updates on the sector including foreign market updates from Indian embassies.

#### (M) The Cashew Export Promotion Council of India (CEPCI)

To encourage the export of cashew kernels, cashew

nut shell liquid and allied products from India, the Government has recognised the Cashew Export Promotion Council of India (CEPCI) on 17<sup>th</sup> August, 1955. Since its inception, the Council has been providing the institutional framework for improving international trade for these products.

The Council provides the necessary support for bringing together foreign importers with member exporters of cashew kernels. The enquiries received from the foreign importers are circulated amongst Council members.

The Council undertakes detailed studies and collects trade/market information and other particulars relating to the market potential of cashew and make them available to the exporters. It deals with the trade enquiries received mostly through International Fair Participation from various parties and disseminates them to its members. The changing global trade information for cashew and cashew products is updated on a continuous basis.

The Council's functions include export promotion by organizing/ sponsoring trade delegations, market studies, brand promotion programmes, Buyer Seller Meets, participating in trade fairs abroad and rendering all other assistance to cashew exporters in their efforts to increase exports. The Council has been constantly interacting with the Directorate of Cashewnut & Cocoa Development on the need for increasing the domestic production of raw nuts. The Council is involved in projects for the development of new products, providing assistance to the exporters for process up-gradation/modernization, etc.

The Council sponsors Trade Delegations and Study Teams from time to time for on-the-spot study of various markets abroad. The market information collected by these teams/ delegations is disseminated to the trade/industry.

The Council participates in specialized International Food Fairs and Exhibitions and general fairs abroad directly as well as through the Trade Promotion Organizations of Government of India. As the Council represents the whole industry, it arranges display of products received from the members.

The Council publishes its magazine, the monthly Cashew Bulletin. It brings out directory of Indian Cashew Exporters every year along with brochures and folders on different languages for use in international exhibitions and trade delegations. The Council associates with different food research institutions for development of new products, providing assistance to the exporters for process up-gradation/modernization, etc.

The Council has a Laboratory and Research Institute of international standards with NABL accreditation at Kollam. The laboratory is equipped with the state of art equipment and technology to undertake the analysis as per the requirements of the importing countries. It provides analytical services to the Indian cashew industry and assists to monitor the quality of cashews produced and processed in the country. The services of this Laboratory are available not only to the cashew industry in India, but also to the entire food processing industry in India and abroad. The laboratory has been recognized by BIS for analysis of packaged drinking water and also for pollutants by Kerala State Pollution Control Board.

The industry provides employment to around 15 Lakh cashew workers, mainly women from the weaker sections of the society in the rural areas across 20 states of India.

#### **(N) Indian Oilseeds and Produce Export Promotion Council (IOPEPC)**

Indian Oilseed and Produce Export Promotion Council (IOPEPC) is concerned with the development and export promotion of Oilseeds, Oil and Oilcakes. It was formed on 23<sup>rd</sup> June 1956. IOPEPC, erstwhile known as IOPEA, has been catering to the needs of exporters since more than six decades. Besides focusing on exports, the Council also works towards strengthening the domestic supply chain by encouraging farmers, shellers, processors, surveyors and exporters with an aim to enhance the quality of oilseeds in India.

The formation of IOPEA was, in fact, the first organized effort to promote and protect the interests of India's export trade in commodities like Oilseeds, Vegetable Oils and Oilcakes in a collective and concerted manner through a representative body.

#### **(i) Implementation of procedure for export of sesame seed to EU**

Ministry of Commerce, Government of India has entrusted development and promotion of sesame seed to the Council. Accordingly, IOPEPC accords recognition to warehouses and processing units, which are engaged in the exports of sesame seed to EU. The Council also issued Certificate of Exports and Health Certificate for exports of sesame seed to EU

#### **(ii) Creation of awareness amongst farmers and processors**

The Council also organizes workshops for promotion of Good Agricultural Practices (GAP) amongst Indian farmers and training sessions for processing units for adoption of HACCP and Good Manufacturing Practices (GMP). The Council has developed an educative film on various aspects of GMP with the objective exporting groundnuts meeting quality norms of importing countries. The Council also has developed a film on GAP so that yield and quality of groundnuts is improved.

#### **(iii) Addressing aflatoxin and pesticides related issue at the farm level**

The importing countries are always concerned about

the Aflatoxin (in case of groundnut), pesticides residues and other chemical and microbiological contamination in the agricultural products being supplied by other countries. In order to create awareness amongst the farmers to control Aflatoxin and use safe and permissible pesticides, the Council organizes various activities (such as workshops, distribution of pamphlets) so that the problem is minimized at the farm level itself.

#### **(iv) Strengthening supply chain**

Regional Meetings at various parts in India are organized to strengthen supply-chain and create awareness regarding the quality issues amongst stakeholders such as exporters, processors, traders, brokers and service providers in oilseeds and oils sector.

Following are outlines of some of the key functions of the Council:

#### **(a) Fairs & exhibitions**

- Organizing participation in International Trade Fairs most of which are approved under the Market Assistance Initiative (MAI) Scheme of Ministry of Commerce, India.
- Participation in domestic Fairs to educate the visitors regarding export potential in various markets.
- Establishing contacts with the prospective buyers by organizing exclusive Buyer-Seller Meets (BSMs) both in India as well as in overseas markets.
- Organizing visits of delegation of its members abroad to explore overseas market opportunities.

#### **(b) Coordination with Government and other agencies**

- The Council regularly communicates with Indian Embassies, trade bodies and associations in various countries in order to resolve the issues faced by exporters in international markets. The Council takes up issues with Indian authorities such as Customs, Banks, DGFT, Ministry of Agriculture & Farmers Welfare, Plant and Quarantine authorities to ensure smooth exports from India.

- The Council regularly communicates with Indian Embassies, trade bodies and associations in various countries in order to resolve the issues faced by exporters.

#### **(c) Conducting trade meets, surveys & studies**

- Conducts Crop Survey to assess the supply-demand situation well in advance so that effective export strategy can be chalked out.
- Conducts market surveys and provides market intelligence through various cluster studies, research reports & journals.
- Assists and encourages scientific, technical and economic research for oilseed & oils sector.

#### **(d) Training and productivity**

- To increase productivity by upgrading technical skills of professionals engaged in the sector, the Council organizes various training programmes at different locations throughout India.
- Upgradation of infrastructure and quality to promote the export of agro products.
- Offering professional advice and services to members in areas of technology upgradation, quality improvement, standards and specifications, certification such as Hazard Analysis and Critical Control Points (HACCP).

#### **(e) Information dissemination**

- Circulation of government Notification/Public notices/Orders, Statistics, global events, government schemes, trade enquiries and other important articles related to Oilseeds and oils sector through emails as well as monthly News Bulletin.
- The Council also releases an annual Souvenir which provides concise trade information and Contact details of the members.

#### **(f) Trends in India's Foreign Trade related to oilseeds and oils**

- The size of oilseed export sector (oilseeds under the purview of the Council) is

estimated at about Rs. 9497.18 Crore during 2019-20 in comparison to Rs. 8214.29 Crore in the previous year.

- From export perspective, groundnut and sesame seeds are the two most important oilseeds for India. While groundnut accounted for major share of total exports of oilseeds to the tune of 61.41% during 2019-20, sesame seed accounted for a share of 26.08% in total oilseed exports in quantitative terms.
- During financial year April, 2019 – March, 2020, groundnut exports from India increased by 35.83% in comparison to previous year from 4,89,187 tons to 664,443 tons. In value terms also groundnut exports increased by 54.56% to Rs. 5,096.38 Crore as compared to Rs. 3,297.32 Crore during financial year 2018-19.
- During the financial year 2019-2020, Sesame seeds exports from India declined

by 9.55% to a level of 2,82,210 tons from 3,12,003 tons in previous year. In value terms sesame seed exports decreased marginally by 1.02% at Rs. 3,723.12 Crore as compared to Rs. 3,761.62 Crore during the financial year 2018-2019.

#### (g) Exports of vegetable oils

The exports of vegetable oils were dominated by castor oil and recorded an export volume of 6,81,657.71 tons valued at Rs. 7425.67 Crore during the year 2019-20 as against 7,75,808.22 tons valued at Rs.6839.23 Crore during the previous year.

#### (O) Textiles

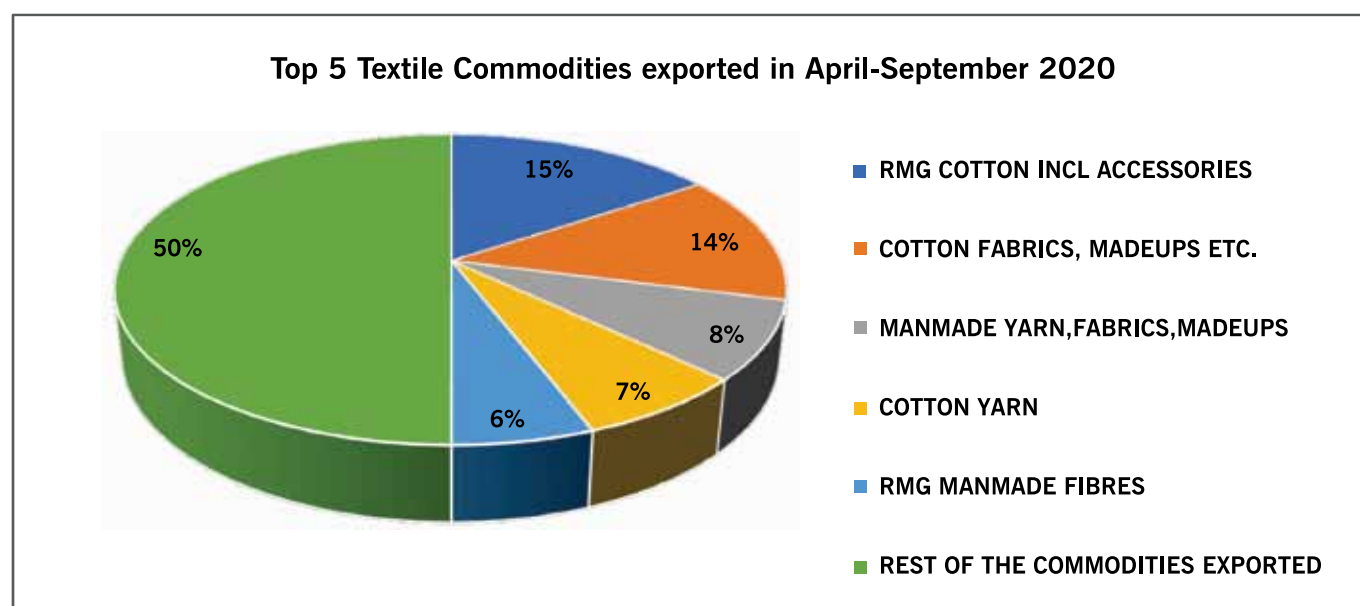
The Indian textile industry is one of the largest in the world with an unmatched raw material base and manufacturing strength across the value chain. Textile industry contributes to 7% of industry output in value terms, 2% of India's GDP and 15% of the country's export earnings. India's year wise textiles exports performance in recent years is as given below:

(Value in US\$ million)

Year	2015-16	2016-17	2017-18	2018-19	2019-20	2020-21 (April-September)
<b>Textile Exports</b>	36,727.51	36,477.48	36,747.95	37,497.77	34,219.97	11,932.09

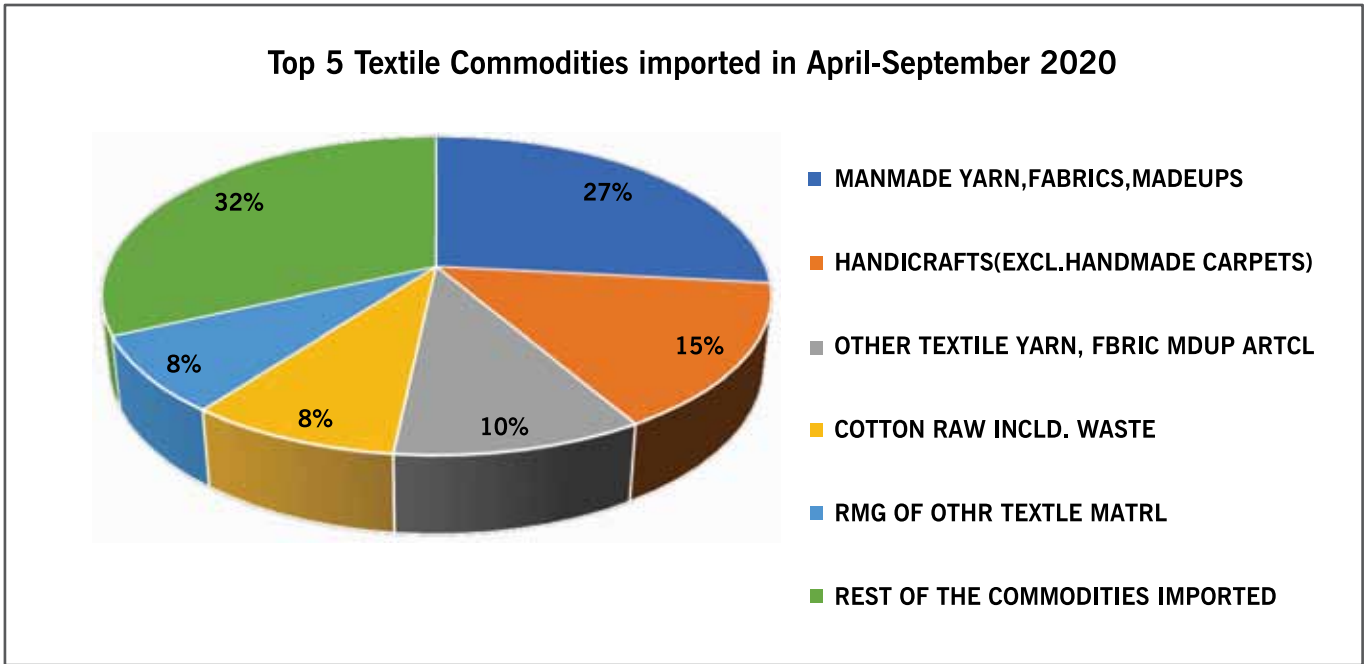
Source: DGCI&S

More than 50% of Textile exports includes Cotton products. The share of top 5 Textile commodities exported during April -September 2020 is as below:



Source: DGCI&S

The share of top 5 textile commodities imported during April -September 2020 is as under:

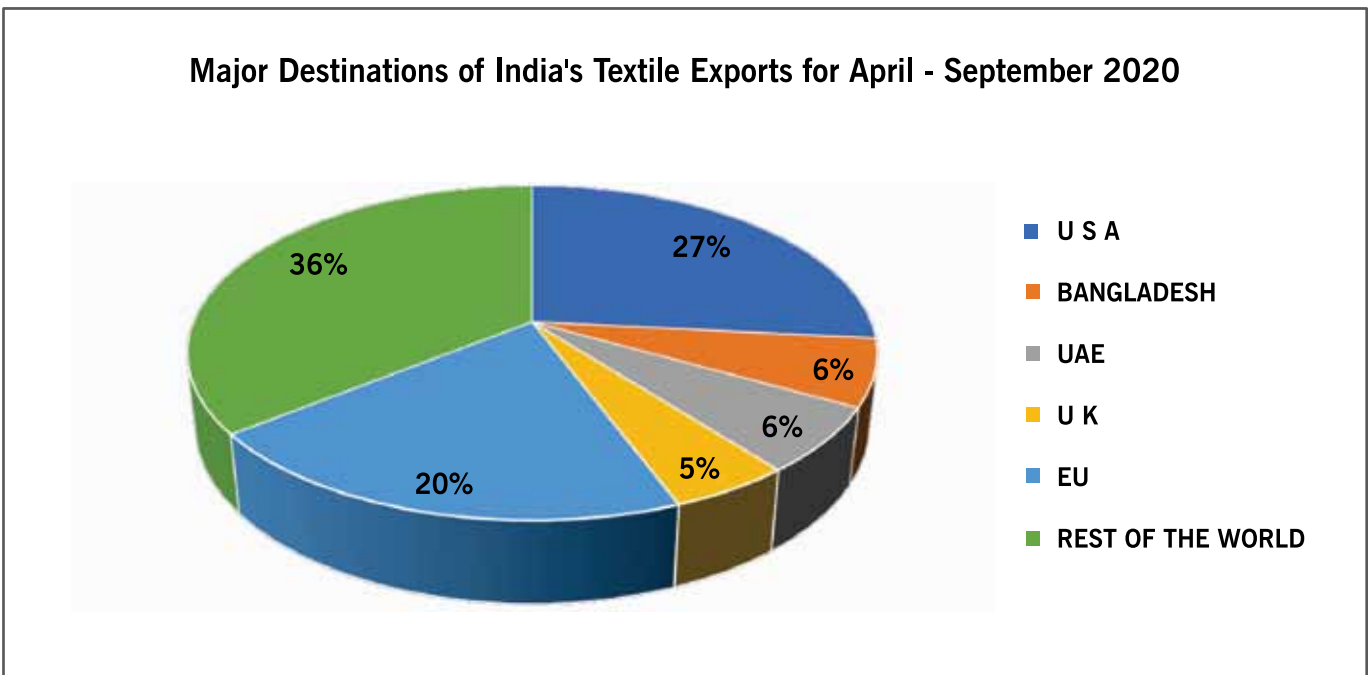


Source: DGCI&S

**(i) India's textiles export: Major export destination**

Indian Textile and clothing products, including handlooms and handicrafts are exported to more than

hundred countries. The major export destinations of Indian Textiles export include USA, United Arab Emirates, European Union, etc. The top 5 export destinations for Indian Textiles and their respective percentage shares are as given below:



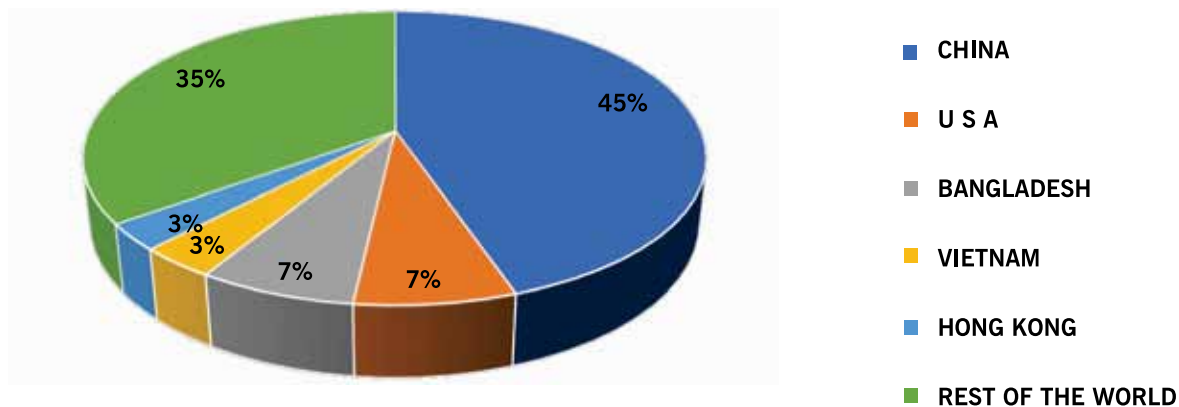
Source: DGCI&S

**(ii) India's textiles import: Major import sources**

About 50% of India's Textiles import is of Fibers and Yarn used for the value addition. India also

imports a large quantity of technical textiles, which is not sufficiently produced domestically. The top 5 textile and apparels import sources for India are as below:

### Major Import Sources for India's Textile Imports for April - September 2020



Source: DGCI&S

#### (iii) Initiatives/achievements in area of textiles export

In order to combat the impact of COVID-19 on textiles export, EP-Textiles Coordination Division worked in coordination with various textiles export promotion councils (EPCs), State authorities, Regulatory agencies such as RBI etc. to resolve the issues of exporters relating to movement passes, operationalization of manufacturing units, smooth facilitation of cargo movement, finances, insurance etc.

Coordination was made with Ministry of Textiles and DGFT for export of PPE Body Coveralls and N-95 Masks in view of their rising global demand.

Meeting convened with DC-Handloom, DC-Handicraft and Handicraft EPCs to chalk out strategy for promotion of handicraft sector of Varanasi region including 10 handicraft GIs from Varanasi.

Carried out a comprehensive exercise to identify 20 focus countries for Textiles & Apparel exports based on analysis of import appetite of these 20 countries across overall Textiles & Apparel imports, and India's export potential.

In view of the restriction on travel across the world due to COVID-19 outbreak, more than seven dozen proposals of Export Promotion Councils/Trade Bodies for organizing/participating in virtual export promotion events were examined and recommended

for assistance under the Market Assistance Initiative scheme of Department of Commerce.

Worked in coordination with Ministry of Textiles for removal of anti-dumping duty on PTA (Purified Terephthalic Acid), a key raw material for the manufacture of MMF fibre and yarn.

#### (P) Pharmaceuticals Export Promotion Council (PHARMEXCIL)

##### (i) Trends in Pharma trade

Indian pharma, a highly knowledge-based industry, plays an important role in the Indian economy. During 2019-20, Indian pharma exports were US\$ 20.5 billion, showing a growth of 7.6% over the previous year, despite global challenges to the manufacturing sector. The exports of pharmaceuticals have done exceptionally well during the current year April-October 2020 with a growth of 12.81% over the same period of the previous year (US\$ 13.49 billion against US\$ 11.96 billion in April-October 2019). Indian pharma is one of the prominent sectors that have showed positive growth, consistently over the last few years.

The Indian Pharmaceutical industry, through robust quality management system and being sensitive in providing medicines at an affordable price, has acquired a reputation as the "Pharmacy of the World", being a provider of standard, safe and efficacious medicines across the globe.

India's Pharmaceuticals manufacturing picked up momentum from the 1970's with various drug policies of the government providing a conducive environment for the domestic manufacturing sector to grow. The country soon became not only self-sufficient but also a important exporter of pharma products. India exports Active Pharmaceutical Ingredient (APIs), intermediates, pharmaceutical formulations, bio-pharmaceuticals, clinical services, medical devices, surgical, herbals, nutraceuticals, Ayurveda, Homeo, Unani products, veterinary drugs, etc. to almost all the countries in the world.

India has proven international quality standard capabilities as measured by the large number of Abbreviated New Drug Application (ANDA) approvals, Drug Master Files (DMF) filings, USFDA / UK MHRA approved manufacturing facilities / bio equivalence centers, etc., which are considered as key indicators to measure the capabilities of any national pharma sector. India accounts for about 37% of Drug Master Files filed with US FDA (4500 DMFs and 5029 ANDAs), which is the highest of any country other than the USA. India has been accredited with approximately 1744 Certificate of Suitability (CEPs), more than 1300 TGA approvals and 664 sites approved by the USFDA.

## (ii) Salient features of export trends

- ◆ India Produces 65% of WHO demand for DPT & BCG and 90% of Measles vaccines.
- ◆ 8 out of top 20 global generic companies are from India.
- ◆ Over 55% of India's exports are to the highly regulated markets like North America, Europe and Japan.
- ◆ USA is the largest exporting destination for India. India contributes about 50% of Africa's generic market of US\$ 6 billion.
- ◆ Huge market opportunity is emerging for Indian manufacturers in the untapped but potential markets of LAC, Africa and Asia. Further, there are strong growth prospects for India as an outsourcing destination for Contract Research and Manufacturing Services (CRAMS), Clinical research, biotechnology, bio-informatics, etc. due to skill, cost and delivery advantages.

## (iii) Export promotion mechanism/initiatives taken by DoC/PHARMEXCIL for promotion of pharma exports

### (a) Brand India pharma project

Brand India Pharma project has been launched since 2012 to promote Indian pharma products in the international markets and emphasis is being given on "Made in India" logos to highlight the potential of this sector and to project India as a preferred destination due to quality and affordability.

### (b) Reducing dependency on import of APIs

India is heavily dependent on imports of APIs/ Key Starting Materials (KSMs)/Drug Intermediates (DIs) for meeting the requirements of the domestic sector as well as for manufacture of formulations meant for exports. PHARMEXCIL with financial support of DoC has undertaken a study in consultation with major stakeholders to prepare the Detail Project Report (DPR) for reducing import dependency on APIs, KSMs and intermediaries. The study report has identified the products, technologies and schemes required to deliver the objective of reducing import dependence and has brought out suggestions for developing a consistent structure of strategies, policies, institutional arrangements and incentives by Government which can help in achieving the objective of ensuring the promotion of indigenous manufacture of APIs/KSMs and Drug Intermediates to meet the objective. The study report was shared with the Department of Pharmaceuticals in January 2020 for appropriate action.

A Production Linked Incentive (PLI) Scheme for promotion of domestic manufacturing of critical Key Starting Materials (KSMs)/Drug Intermediates (DIs)/ Active Pharmaceutical Ingredients (APIs) in India was approved by the Union Cabinet in its meeting held on 20.03.2020. With the total cost of Rs.6,957.50 Crore, the scheme intends to boost domestic manufacturing of critical KSMs/Drug Intermediates and APIs by attracting large investments in the sector to ensure their sustainable domestic supply and thereby reduce India's import dependence.

### (c) Authentication system for pharma exports

To ensure that exports of spurious/fake/substandard medicines do not take place from India, the system of track and trace for export of pharmaceutical

formulations from India has been introduced with effect from 10.01.2011, in phases. The industry has been able to adopt the system of barcoding on the secondary and tertiary levels of packaging and also primary level on voluntary basis. Due to representations from Industries and concerns of the small-scale exporters, periodic exemption has been given to all manufacturers (SSI & Non-SSI Manufacturers) from maintenance of parent-child relationship in packaging and its uploading on the central portal. The date of exemption has last been extended upto 01.04.2021 for both SSI and non-SSI manufacturers. PHARMEXCIL is also developing a technology neutral and user-friendly web portal 'iVEDA' (Integrated Validation of Export of Drugs and its Authentication) through C-DAC for authentication of drugs exported from India. The beta version of iVEDA portal has been launched on 24<sup>th</sup> June 2020, and the same is live at [www.iveda-india.in](http://www.iveda-india.in).

#### **(d) Non-Tariff Trade Barriers**

Department of Commerce/PHARMEXCIL are putting in sustained efforts, including bilateral engagements to remove the non-tariff trade barriers that are brought to their notice by Members.

#### **(e) Penetration into Emerging Markets**

Department of Commerce supports Pharma industry through its scheme of reimbursement of product registrations abroad upto Rs. 2 Crore per year, for encouraging industry to register more products in new and potential markets.

Facilitating market access in important markets viz. UK, Europe, South America, Korea, Japan, Russia and ASEAN through arranging interactions and various bilateral and multilateral meetings at different levels.

Help Desks set up in China and India to help companies from both sides to find the ideal partners for their business ventures.

Major initiatives include highlighting and resolving pending issues with various Departments, such as waiver of GST to incentivize export of R&D services, extending validity of Certificate of Pharmaceuticals Products (CoPP) and waiver of NOC for exports, close interaction with Central Drugs Standard Control Organisation (CDSCO), commissioning a study for reducing dependency on import of APIs and KSMS, and facilitating market access in important markets viz. China, Russia/CIS, Vietnam, etc.

PHARMEXCIL started issuing online, the Certificates of Origin for non-preferential Countries and Registration-cum-Membership certificates (RCMCs). The initiative of Council has been well appreciated by the members.

PHARMEXCIL published Market & Regulatory Reports of the countries which are our top 30 export destinations and circulated it amongst the members for adherence to global regulatory standards and regulations.

PHARMEXCIL reduced its annual Membership fee from Rs. 11,800/- to Rs 1,000/- with effect from 15<sup>th</sup> August 2019 for members who have zero exports, thereby encouraging the small scale industry.

#### **(f) Feasibility analysis of implementing 10/12-digit HSN code in pharma sector**

The current classification system does not offer the flexibility to place newer class of high value pharmaceutical products. PHARMEXCIL, thus, conducted a study to evaluate the pros and cons of implementing 10/12 digit HSN code in the Pharma sector. The report has been shared with the line Ministries and Departments for examination in consultation with stakeholders, to align and revamp the HS codes.

#### **(g) Efforts for recognition of Indian pharmacopoeia**

Indian Pharmacopoeia has been formally recognized by Afghanistan with the initiative of Department of Commerce first time by any country. The matter has been taken up with Ministry of Health and Family Welfare for seeking recognition of Indian Pharmacopoeia in other countries such as South Asia, Africa and LAC regions, to begin with.

#### **(h) Mutual Recognition Agreements**

Ministry of Health and Family Welfare has also been requested to explore possibilities of execution of Mutual Recognition Agreement (MRAs) between our Central Drugs Standard Control Organization (CDSCO) and its counterpart Drug Regulatory Authorities in potential markets.

#### **(iv) Initiatives taken during COVID-19 in interest of Pharma industry**

Handholding Pharma exporters in overcoming constraints and disruptions especially Logistics and

Supply chain disruptions-caused due to COVID-19 pandemic and taking up the issues with the concerned line Ministries/Departments for resolution.

In the wake of COVID-19, requests were received from various countries for procuring Hydroxychloroquine (HCQ) and Paracetamol whose exports were restricted. Based on the recommendations of MEA and Department of Pharmaceuticals, exemptions to export HCQ and Paracetamol to more than 150 countries was granted by DGFT.

The representations of Pharma exporters have been taken up with Ministry of Finance requesting to extend the facility of rate equalization under the Interest Equalisation Scheme for exporters on pre and post-shipment credits. DGFT extended the validity of the scheme up to 31<sup>st</sup> March 2021 as a component of the FTP (2015-20). RBI also issued the circular dated 13<sup>th</sup> May 2020 giving appropriate directions to the banks.

The representation of Pharma exporters for extension of the validity of WHO-GMP/Certificate of Pharmaceutical Product (CoPP) that were expiring between March-August 2020, were duly taken up with Department of Health and Family Welfare and Central Drugs Standard Control Organisation (CDSCO). CDSCO subsequently issued letter on 1<sup>st</sup> May 2020 duly extending the validity of WHO-GMP/CoPP for further six months.

#### **(v) Organisation of and participation in events**

PHARMEXCIL has been actively organizing and participating in events (fairs, conferences, BSMs, etc.) on regular basis. Owing to COVID-19 pandemic, the physical participation in events was not feasible. However, PHARMEXCIL continued to support the pharma fraternity by organizing webinars and other interactions/events in virtual mode. The details of some of these virtual events organized in FY 2020-21 so far, are as follows:

##### **◆ India-Thailand Business Meet 2020**

PHARMEXCIL as Institutional Partner with CII organised “India-Thailand Business Meet 2020” on 11<sup>th</sup> June, 2020. The forum discussed the trade opportunities in Pharmaceuticals between India and Thailand and challenges prevailing in the present context.

##### **◆ Indonesia-India Cooperation in pharmaceuticals and healthcare sector**

PHARMEXCIL supported FICCI in organising Webinar on “Indonesia-India Cooperation in pharmaceuticals and healthcare sector” on 15<sup>th</sup> June 2020 to explore possibilities for collaboration between two countries.

##### **◆ India: Colombia & Mexico cooperation in Pharmaceutical Sector**

Webinar on “India: Colombia & Mexico cooperation in Pharmaceutical Sector” held on 18<sup>th</sup> August 2020 in collaboration with “Colombia India Chamber of Commerce and Industry” & “India Mexico Business Chamber” for getting the insight on prospect of business opportunities and cooperation in the pharmaceutical sector between the nations. The webinar was supported by the Embassy of India in Colombia and in Mexico and was attended by 165 participants.

##### **◆ Advantage Pharma: Creating India - RoK synergies in Post COVID-19 Era**

Embassy of India, Seoul in partnership with PHARMEXCIL and Korea Pharmaceutical & Bio - Pharma Manufacturers Association (KPBMA) organised a webinar “Advantage Pharma: Creating India - Republic of Korea (RoK) Synergies in the Post COVID -19 Era” on 20<sup>th</sup> August 2020. The webinar was followed by B2B meetings between the participants of India and RoK. The webinar was aimed at creating awareness of Indian Pharma success story and to improve the credibility of Indian Pharma industry and to explore the possibilities of collaboration between the nations. About 130 members participated in the Webinar and 47 Exhibitors from India and 15 members from Korea participated in the B2B meetings.

##### **◆ India-UAE - Synergies in Pharma & Healthcare Webinar**

India-UAE - Synergies in Pharma & Healthcare Webinar and B2B meetings between India & UAE was organised on 28<sup>th</sup> September, 2020 with the support of the Indian Embassy, Abu Dhabi. 34 Indian companies exhibited and total 157 members participated in the event.

##### **◆ India-Lao PDR Trade Promotion in Pharma, Ayurveda & Allied Sectors**

A Webinar on India-Lao PDR Trade Promotion in Pharma, Ayurveda & Allied Sectors and B2B was organized by PHARMEXCIL in association with Embassy of India, Lao PDR on 30<sup>th</sup> September 2020.

About 13 Lao companies & 29 Indian companies had business meetings and total 175 members attended the program.

#### ◆ **India - KSA & Oman partnership in Pharmaceuticals**

“India - KSA & Oman Partnership in Pharmaceuticals” - Webinar and Business Networking meetings - was organised on 21<sup>st</sup> October, 2020 by PHARMEXCIL in association with Embassy of India, Riyadh & Muscat. Ambassador of India to Riyadh & Ambassador of India to Muscat, Officials from Regulatory Agencies (SFDA & MOH-Oman) and Saudi India Business Network & Oman business Chamber participated in the webinar. About 200 members participated in the event, including 31 from Saudi Arabia and 28 from Oman.

#### ◆ **Webinar on enhancing opportunities in pharmaceuticals and alternative medicine between India and the Kingdom of Bahrain**

A webinar on ‘Enhancing opportunities in Pharmaceuticals and Alternative medicine between India and the Kingdom of Bahrain was organised by PHARMEXCIL on 28<sup>th</sup> October 2020. PHARMEXCIL and Embassy of India, Bahrain in association with NHRA (National Health Regulatory Authority of Bahrain) and BCCI (Bahrain Chamber of Commerce & Industry) organised Webinar and Business Networking meetings between the industries of both countries. Ambassador of India to Bahrain and Officials from NHRA and BCCI participated in the webinar. About 130 members participated in the event, including 24 from Bahrain.

#### ◆ **India - Brazil synergies in pharmaceuticals**

PHARMEXCIL in association with the Embassy of India, Brazil organized a virtual conference/interactive session with ANVISA officials, followed by a Business Networking session with Brazilian industries on 26<sup>th</sup> November 2020, and Business meetings (on 27<sup>th</sup> November 2020) with the Brazilian companies. The forum deliberated on the opportunities for pharmaceutical sector and joint collaboration possibilities between India and Brazil for a greater market access. The regulatory perspective was discussed extensively, and member companies have benefited with the programme.

#### (vi) **Challenges & opportunities for Indian-German Pharma in post COVID times**

PHARMEXCIL in association with the Consulate General

of India, Frankfurt and Chamber of Commerce (IHK) Frankfurt, organized a webinar on “Challenges and Opportunities for Indian and German Pharmaceutical Industries in post COVID times” on 27<sup>th</sup> November 2020. The webinar took up exchange of experiences on the impact of COVID on the German and Indian Pharmaceutical companies and discussed how the corporate sector and Governments plan to tide over these challenges post the COVID-19 crisis. The Consul General of India, Frankfurt addressed the 80 plus participant companies in the webinar.

## 2. OTHER ORGANISATIONS

### (A) **Federation of Indian Export Organizations (FIEO)**

The Federation of Indian Export Organizations (FIEO) was set up in 1965 as the Apex Body of the Export Promotion Organizations. It is registered under the Societies Registration Act, 1860 (Act No.21 of 1860) with its Headquarter in Delhi. The Federation has been identified as an Export Promotion Council under Appendix 2T of the Foreign Trade Policy 2015-20. It has 17 offices across the country covering all the metros and cities like Kanpur, Ludhiana, Guwahati, Ranchi and Indore. It is an ISO 9001-2015 certified Organization.

The FIEO serves as a platform for interaction between exporters and policymakers and is instrumental in promotion of exports. It functions as a primary servicing agency to provide integrated assistance to its over 32,000 members. Organizations like the Export Promotion Councils, Commodity Boards, Export Development Authorities, Chambers of Commerce, Star Export Houses, Consultancy, Organizations & Trade Associations etc. constitute the membership of FIEO. The FIEO is the Registering Authority for status holder exporting firms, and other exporters dealing in multi-products. It issues Registration-cum-Membership-Certificate (RCMC) to exporters. It also issues Certificate of Origin (Non-Preferential) which is required by many countries as proof of origin of the goods.

The Federation organizes Seminars, Open House Meets, Interactive Sessions, Awareness Programmes, Training Programmes and arranges participation in various exhibitions in India and abroad. The FIEO provides e-platform to buyers/ sellers through a huge network of members and non-members, and also organizes India Shows, Trade Fairs and Exhibitions

across the globe, particularly in untapped countries. It functions as a close partner of the International Trading Community. The Federation has entered into approximately 110 Memorandum of Understanding (MoU) with international organizations, chambers of commerce and trade associations to promote international trade. It is the India partner of the Enterprise Europe Network and assists MSMEs in internationalization.

The FIEO also undertakes studies and research work in the field of exports and helps States to identify potential products of exports and devise strategy for facilitating exports of such products. It has drafted the Exports Strategy of various States and helped some to bring their own Exports Policy. Under their “District as Export Hub” of DGFT, FIEO has successfully completed export strategy of five districts viz., Imphal (Manipur), Jammu (J&K), Ramanagara (Karnataka), Solapur (Maharashtra) & Bhubaneswar (Orissa).

Realizing the importance of the role of standards in market access, FIEO initiated a series of sessions with respect to conformity assessment requirements for exports to Saudi Arabia, East Africa, etc. Also, in the area of logistics, FIEO is actively involved and working towards execution of two projects entrusted by the Logistics Division for creation of logistics dashboard as well as dwell time analysis of all ports in India.

The FIEO has developed and has been maintaining the Indian Trade Portal – [www.indiantradeportal.in](http://www.indiantradeportal.in). The Trade Portal provides key information about the Most Favoured Nation (MFN), tariff/Preferential tariff of 87 countries, Rules of Origin to avail preferential tariff, Sanitary and Phytosanitary Measures (SPS) and Technical Barriers to Trade (TBT) measures mapped at tariff line of 87 countries, import statistics of 87 countries and India’s share in their imports, item-wise export and import policy of the Government of India, Duty drawback, Merchandise Exports from India Scheme (MEIS), Interest Equalization rates, Goods and Services Tax (GST) and other levies.

The FIEO publishes a monthly bulletin ‘FIEO News’ & a weekly e-bulletin ‘INTRADE’ Update which keeps exporters posted with global developments affecting International Trade as well as country’s foreign trade related information. It had launched its mobile app – Niryat Mitra in August 2018. The app provides services on: (a) daily updates on policy, SPS/TBT measures,

MFN/Preferential tariff, FIEO’s events etc.; (b) access to FIEO’s event calendar and option to register online in FIEO’s events; (c) option for members to upload product photographs, company logo and company profile on FIEO website; (d) access to FIEO’s monthly and weekly publications, reports, articles, press releases etc.; and (e) updates on COVID-19.

The year 2020-21 saw an unprecedented disruption in global trade due to COVID-19 pandemic. Due to Various travel restrictions in place on account of the pandemic, export promotion activities in physical settings could not be held during the first two quarters of the year, and there is uncertainty for the remaining period as well. Realizing the need to switch to digital transformation, FIEO has been assisting the exporters on tapping digital technology to innovate and grow in the times of COVID-19. It is working in close association with all the stakeholders for recovery and rebound of trade with renewed vigour.

## **(B) India Brand Equity Foundation (IBEF)**

The India Brand Equity Foundation (IBEF) is a Trust established by the Department of Commerce, Ministry of Commerce and Industry, Government of India. IBEF’s primary objective is to promote and create international awareness of Brand India in overseas markets and to facilitate dissemination of knowledge about Indian products and services. Towards this objective, IBEF works closely with stakeholders across Government and Industry.

IBEF carried out several branding activities to support key initiatives and sectors in 2020-21. The highlights of some key initiatives are as follows:

### **(i) Geographical Indicators campaign**

IBEF designed an exhaustive e-brochure cataloguing detailed description of Geographical Indication (GI) products. This endeavor is a part of IBEF’s GI promotion campaign. The brochure provides description of the GI products, life-like images alongwith contact details of some of its genuine producers and sellers. It also enunciates the unique and salient features of the GI products, their historical origins and the effort of our GI community behind the craft. The e-brochure has been hosted on the IBEF website.

IBEF has undertaken multiple social media campaigns for the promotion of GIs of India. The social media campaign with the hashtags #Vocal4GI and #GIofIndia

highlighted the unique features of several GIs and attracted strong engagement on the social media channels of IBEF.

### **(ii) Made in India logo**

IBEF conducted a public contest on MyGov for developing a logo for Made in India. The contest received an overwhelming response from citizens. IBEF shortlisted the top three entries in consultation with Ministry of Commerce & Industry, Ministry of Agriculture and Ministry of Textiles. The top three logos have been handed over to DPIIT for further usage as part of the mega campaign plan for promotion of Made in India. The logo is expected to be used extensively for products that are made in the country.

### **(iii) Textiles**

IBEF created an anthem titled 'Bun Rahe Bharat Naya' on the occasion of National Handloom Day on August 7, 2020. The anthem has received around 50,000 views on YouTube. IBEF also undertook several social media campaigns for promotion of local products during the festive period.

### **(iv) IBEF website**

IBEF continued to engage its target audience by disseminating credible and updated information about Indian business and economy through its website - [www.ibef.org](http://www.ibef.org). The website received 3.80 million hits with 8.14 million page-views from 1<sup>st</sup> April, 2020 to 31<sup>st</sup> October, 2020. IBEF website ranks in the top 2,000 websites of India.



# COMMERCIAL RELATION, TRADE AGREEMENTS AND INTERNATIONAL TRADE ORGANIZATIONS



## 1. TRADE WITH EAST ASIA

### ASEAN REGION

#### INTRODUCTION

India announced its 'Look East Policy' in 1991 with a view to seeking greater engagement with East Asian countries. In 2014, the policy was upgraded to 'Act East Policy' which focuses on the extended neighbourhood in the Asia Pacific Region. In order to address the economic cooperation content of the 'Act East Policy', a continuous dialogue is maintained with ASEAN (Association of South East Asian Nations) countries viz. Brunei Darussalam, Cambodia, Indonesia, Lao PDR, Malaysia, Myanmar, Philippines, Singapore, Thailand and Vietnam. Summit level engagements, Ministerial meetings and official level discussions are held in order to fulfill the objectives of Act East Policy.

#### Trade framework

##### (i) Agreements with ASEAN

India and the ASEAN signed the Trade in Goods Agreement (AITIGA) under the broader framework of Comprehensive Economic Cooperation Agreement (CECA) between India and the ASEAN on 13<sup>th</sup> August 2009. The Agreement came into force on 1<sup>st</sup> January 2010 in respect of Malaysia, Singapore and Thailand and in case of other ASEAN countries on different dates in 2010 and 2011 as they completed their internal requirements. India is pursuing with ASEAN countries for review of AITIGA. In the 16<sup>th</sup> ASEAN India Economic Ministers (AEM) Consultations held at Bangkok on 10<sup>th</sup> September 2019, ASEAN agreed to initiate the review of AITIGA after the conclusion of RCEP negotiations. During the 17<sup>th</sup> AEM-India Consultations held on 29<sup>th</sup> August 2020, the Ministers from India and ASEAN instructed the senior officials to start the discussions to determine the scope of the AITIGA review.

India and ASEAN Member countries have also signed Agreement on Trade in Services and Agreement on Investment. These Agreements came into effect from 1<sup>st</sup> July 2015.

##### (ii) India-Singapore Comprehensive Economic Cooperation Agreement (CECA)

First Comprehensive Economic Cooperation Agreement (CECA) was signed with Singapore on

29<sup>th</sup> June, 2005 and became operational from 1<sup>st</sup> August 2005. The 1<sup>st</sup> Review of India-Singapore CECA was concluded on 1<sup>st</sup> October 2007. The conclusion of the 2<sup>nd</sup> Review of India-Singapore CECA was announced on 1<sup>st</sup> June 2018 and the provisions of the Protocol amending the CECA based on the 2<sup>nd</sup> Review came into effect on 14<sup>th</sup> September, 2018. The 3<sup>rd</sup> Review of India – Singapore CECA was launched on 1<sup>st</sup> September 2018.

##### (iii) India-Malaysia Comprehensive Economic Cooperation Agreement

A Comprehensive Economic Cooperation Agreement (CECA) was signed with Malaysia on 18<sup>th</sup> February 2011 and became operational from 1<sup>st</sup> July 2011. Under the CECA, India and Malaysia have offered commitments over and above the commitments offered by them under ASEAN-India Agreement on Trade in Goods.

##### (iv) India-Thailand Free Trade Agreement

India and Thailand signed a Framework Agreement on 9<sup>th</sup> October 2003 for establishing an India-Thailand Free Trade Agreement. There is an Early Harvest Scheme under this Framework Agreement comprising 84 items of mutual interest for which both sides have agreed to make tariff concessions in a phased manner with 100% reduction by 1<sup>st</sup> September 2006.

##### (v) Project Development Fund for CLMV (Cambodia, Laos, Myanmar, Vietnam) region

The Project Development Fund (PDF) with a corpus of Rs. 500 Crore has been created to facilitate Indian investments in the CLMV region. The PDF is to be operated through the EXIM Bank. The PDF will be used to identify projects, which support Regional Value Chain (RVC) and help integrate Indian companies into the RVC. The projects identified under the initiative will be incorporated through Special Purpose Vehicles (SPVs) in CLMV countries. The PDF is being monitored and administered by an Inter-Ministerial Committee (IMC). As per the pre-feasibility study undertaken by the EXIM bank, four projects in CLMV region for setting up of Multi-Specialty Hospitals/Medical college/Educational Institute/Pharmaceutical Manufacturing Unit were approved by IMC in April 2017. Detailed Project Reports for these projects have been prepared and shared with CLMV countries to seek their support.

### Recent trade related activities

#### (i) 3<sup>rd</sup> India-Indonesia Biennial Trade Ministers' Forum

The 3<sup>rd</sup> India-Indonesia Biennial Trade Ministers' Forum (BTMF) was held on 29<sup>th</sup> June 2020 through video conference. The meeting was hosted by Indonesia and co-chaired by Mr. Agus Suparmanto, Minister of Trade of Indonesia and Mr. Piyush Goyal, Minister of Commerce and Industry of India. The trade and market access issues from both sides were discussed during the meeting. From Indian side, further export facilitation for agri products including meat, sugar, rice, dairy products etc. was taken up among other issues. The video conference also included a session for private sector in which the industries from both sides shared with the two Ministers their overview on trade between the two countries, further potential and

removal of existing trade barriers.

#### (ii) Annual ASEAN-India Senior Economic Officials' and Economic Ministers' meetings

The 32<sup>nd</sup> SEOM-India (ASEAN-India Senior Economic Officials' Meeting) Consultations, organized by ASEAN Secretariat, were held on 25<sup>th</sup> July 2020 virtually. These were followed by 17<sup>th</sup> AEM-India (ASEAN-India Economic Ministers' Meeting) Consultations, also organized by ASEAN Secretariat, on 29<sup>th</sup> August 2020 virtually. The Indian side was represented by Mr. Piyush Goyal, Minister of Commerce and Industry of India. The main agenda from Indian side in these meetings was initiation of review of ASEAN-India Trade in Goods Agreement (AITIGA). The Ministers during the AEM-India Consultations instructed the senior officials to start the discussion to determine the scope of the review at the earliest.



#### (iii) 13<sup>th</sup> India-Philippines Joint Working Group on Trade and Investment meeting

The 13<sup>th</sup> India-Philippines Joint Working Group on Trade and Investment (JWGTI) meeting was held on 17<sup>th</sup> September 2020 through video conference. The trade issues such as market access for agricultural items including restrictions on import of potential agri products, auto sector issues, pharma issues etc. were discussed during the meeting. Cooperation in areas

such as pharma sector, trade promotion, investment, textiles, energy, infrastructure, electronics, IT etc. was also discussed.

#### (iv) 7<sup>th</sup> India-Myanmar Joint Trade Committee Meeting

The 7<sup>th</sup> India-Myanmar Joint Trade Committee meeting was held on 24<sup>th</sup> November 2020 virtually. The meeting was co-chaired by Dr. Than Myint, Union Minister for Ministry of Commerce, Myanmar and Mr. Piyush Goyal,

Minister of Commerce and Industry of India. Both sides reviewed various bilateral issues ranging from trade, investment, banking, connectivity, capacity building and upgradation of border infrastructure. The two sides also discussed their preparedness to meet the COVID-19 challenges and expanding

cooperation in pharma and health sector including traditional medicines. The Minister level JTC meeting was preceded by Senior Officials' Meeting at Joint Secretary level on 16<sup>th</sup> October 2020 through video conference.



#### (v) 6<sup>th</sup> India-CLMV Business Conclave

Department of Commerce in collaboration with the Confederation of Indian Industry (CII) organized the 6<sup>th</sup> India-CLMV Business Conclave during 3<sup>rd</sup>-4<sup>th</sup> December 2020 over virtual platform of CII. The two day event had sectoral sessions and country focus sessions and saw participation from Government and Industry from India and CLMV region (Cambodia, Lao PDR, Myanmar and Vietnam).

#### (vi) 12<sup>th</sup> meeting of India-Thailand Joint Trade Committee (JTC)

The 12<sup>th</sup> meeting of the India-Thailand JTC was held on 4<sup>th</sup> December 2020. The two sides reviewed the bilateral trade and discussed ways and means to enhance bilateral trade and investment. The Indian side among other issues took up market access of agricultural commodities including meat, poultry products, marine products, fruits and vegetables etc. in Thailand market.

#### Response to COVID-19

(i) Following the disruptions of COVID-19, w.e.f 7<sup>th</sup> April 2020, Department of Commerce migrated to digital platform for issuance of Certificates of Origin (CoO) for preferential exports to ASEAN countries under the ASEAN India Trade in Goods Agreement (AITIGA). ASEAN Division played a key role in coordinating with each of the ASEAN countries and ASEAN Secretariat to arrive at acceptable country specific resolutions for each country to

provisionally clear the consignment on the basis of e-CoO. The Division proactively coordinated with various stakeholders such as the exporters, industry stakeholders, Indian Missions at ASEAN, MEA and DGFT office, resulting in timely clearance of the preferential exports and acceptance of e-CoO by all major ASEAN trade partners.

(ii) In the wake of closing of borders with immediate neighbors due to COVID, many trading partners like Indonesia, Singapore, Myanmar and Thailand approached Department of Commerce with demand list of essential agricultural products and other commodities which were urgently required. This was immediately taken up with industry and the concerned Government agencies which ensured timely networking of buyers and sellers.

#### ASEAN trade

India's trade with ASEAN countries was US\$ 86.92 billion during the year 2019-20 and US\$ 39.22 billion during 2020-21 (April - October). Major destinations for India's exports and imports in the region are Singapore, Indonesia, Malaysia, Vietnam and Thailand. Major commodities of export & import - ASEAN: The principal commodities of export include Petroleum products, Bovine meat, Aluminium & articles, Organic Chemicals and Iron & Steel. The principal commodities of import include Coal, Palm oil, Petroleum oils, Telecom instruments, Plastic & articles and Organic chemicals.

## Country-wise trade figures for ASEAN Region

(Values in US\$ million)

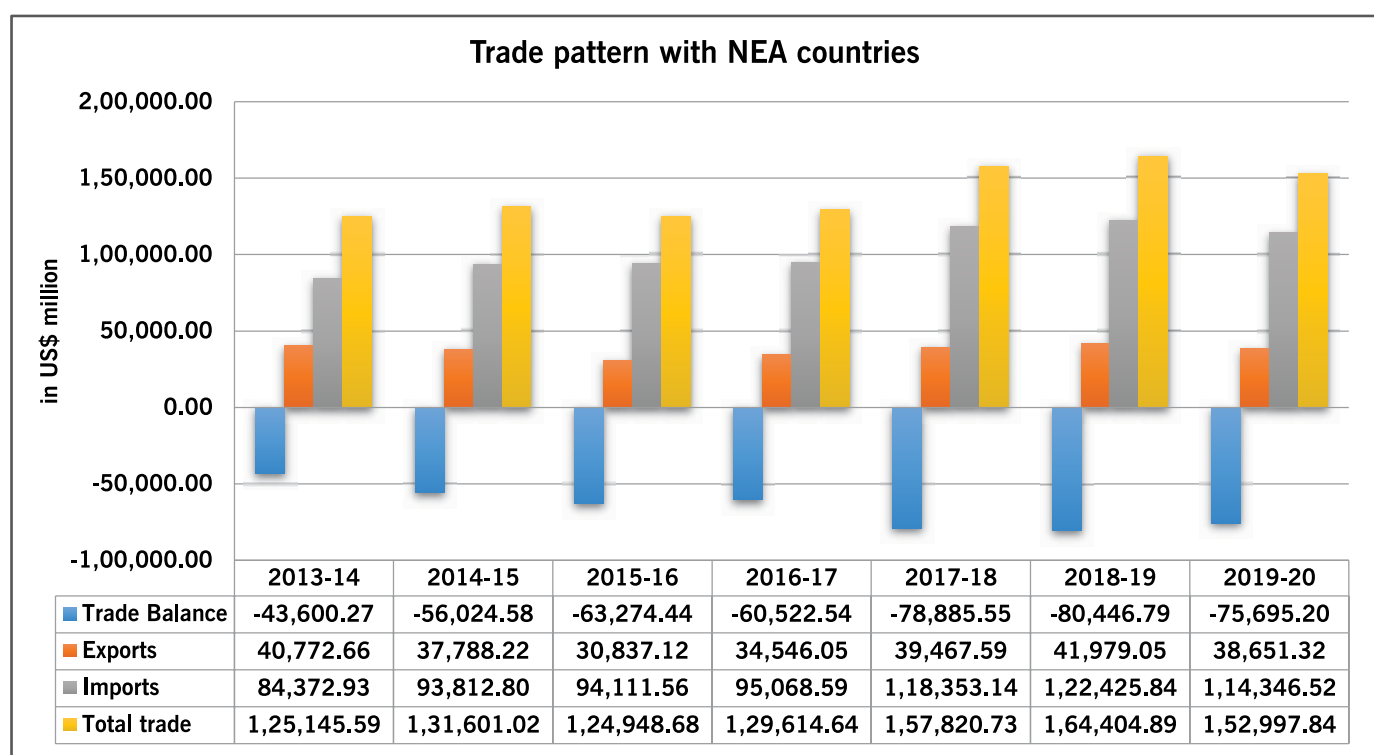
S. No.	Country	2019-20			2020-2021 (April-October) (P)		
		Export	Import	Total Trade	Export	Import	Total Trade
1	Brunei	57.62	586.28	643.9	32.3	137.09	169.39
2	Cambodia	188.12	46.69	234.81	78.46	22.14	100.6
3	Indonesia	4,129.33	15,061.87	19,191.20	2,347.20	6,127.75	8,474.95
4	Lao PD RP	25.08	3.09	28.17	18.07	0.51	18.58
5	Malaysia	6,364.66	9,782.28	16,146.94	3,513.10	3,738.01	7,251.11
6	Myanmar	973.89	547.25	1,521.14	469.14	278.91	748.05
7	Philippines	1,526.03	523.83	2,049.86	783.26	281.7	1,064.96
8	Singapore	8,922.66	14,746.78	23,669.44	5,020.73	6,041.29	11,062.02
9	Thailand	4,299.30	6,788.38	11,087.68	1,958.94	2,631.25	4,590.19
10	Vietnam Soc Rep	5,059.90	7,283.42	12,343.32	2,615.06	3,129.38	5,744.44
<b>Total</b>		<b>31,546.58</b>	<b>55,369.87</b>	<b>86,916.45</b>	<b>16,836.24</b>	<b>22,388.02</b>	<b>39,224.26</b>
<b>India's Total</b>		<b>3,13,361.04</b>	<b>4,74,709.28</b>	<b>7,88,070.31</b>	<b>1,50,421.18</b>	<b>1,83,139.69</b>	<b>3,33,560.87</b>
<b>% Share</b>		<b>10.07</b>	<b>11.66</b>	<b>11.03</b>	<b>11.19</b>	<b>12.22</b>	<b>11.76</b>

## North East Asia

## Trade with North East Asia

India's trade with the North East Asia (hereafter NEA) region comprising People's Republic of China, Hong Kong, Republic of Korea (South Korea), Japan, Taiwan, Democratic People's Republic of Korea (North Korea), Mongolia and Macao stood at US\$ 153 billion during 2019-20, which is a decrease of 6.94 % over the

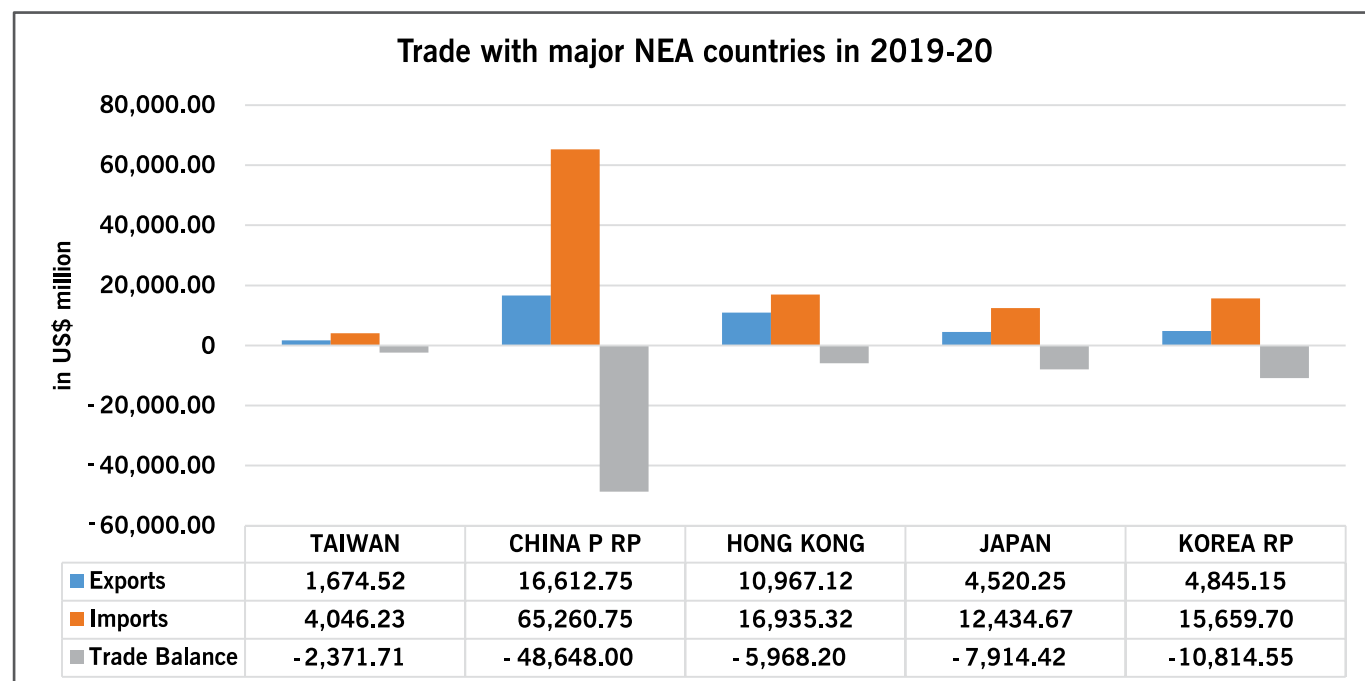
previous year. Exports to the NEA region were of the order of US\$ 38.65 billion during 2019-20, registering a negative growth of 7.93% over the last year. Imports from the region decreased by 6.5% to US\$ 114.35 billion during 2019-20. The trade deficit with NEA countries during 2019-20 has decreased to US\$ 75.7 billion from US\$ 80.45 billion in 2018-19. Trade with NEA countries from 2013-14 to 2019-20 is given in graph as under:



## Trade data with NEA countries for 2019-20

(Value in US\$ million)

S. No.	Country	Exports		%Growth in 2019-20 over previous year	Imports		%Growth in 2019-20 over previous year	Total Trade		%Growth in 2019-20 over previous year	Trade Balance	
		2018	2019		2018	2019		2018	2019		2018	2019
1	TAIWAN	2,607.21	1,674.52	-35.77	4,577.25	4,046.23	-11.6	7,184.46	5,720.75	-20.37	-1970.04	-2,371.71
2	CHINA P RP	1,6752.2	16,612.75	-0.83	70,319.6	65,260.75	-7.19	87,071.8	81,873.50	-5.97	-53,567.4	-48,648.00
3	HONG KONG	13,002	10,967.12	-15.65	17,987	16,935.32	-5.85	30,989	27,902.44	-9.96	-4,985.02	-5,968.20
4	JAPAN	4,861.73	4,520.25	-7.02	12,772.7	12,434.67	-2.65	17,634.4	16,954.92	-3.85	-7,910.97	-7,914.42
5	KOREA DP RP	26.99	8.97	-66.75	3.01	3.47	15.11	30	12.44	-58.53	23.98	5.5
6	KOREA RP	4,705.07	4,845.15	2.98	16,759	15,659.70	-6.56	21,464	20,504.85	-4.47	-12,053.9	-10,814.55
7	MACAO	1.06	6.28	495.19	6.09	5.09	-19.14	7.15	11.37	54.69	-5.03	1.19
8	MONGOLIA	22.81	16.27	-28.67	1.01	1.3	28.29	23.82	17.57	-26.24	21.8	14.97
Total		41,979.1	38,651.32	-7.93	1,22,426	1,14,346.52	-6.6	1,64,405	1,52,997.84	-6.94	-80,446.8	-75,695.20
India's Total		3,30,078	3,13,361.04	-5.06	5,14,078	4,74,709.27	-7.66	8,44,157	7,88,070.31	-6.64	-1,84,000	-1,61,348.23
%Share		12.72	12.33		23.81	24.09		19.48	19.41		43.72	46.91



## Commodity composition with NEA region

The commodity composition of India's trade with the NEA region has undergone many changes and has been driven by trade policy, movements in international prices, and the changing pattern of domestic demand. Major items of export include pearl, precious, semiprecious stones, petroleum products,

iron ore, organic chemicals, gold and other precious metal jewellery.

Major items of import from the region include electronics components, telecom instruments, industrial machinery for dairy products, computer hardware, peripherals, organic chemicals.

## Trade agreements

### (i) India-Korea CEPA

A Comprehensive Economic Partnership Agreement (CEPA) between India and Republic of Korea was signed on 7<sup>th</sup> August 2009 which came into force from 1<sup>st</sup> January 2010. The two sides commenced negotiations for up-gradation of CEPA in 2016. The 8<sup>th</sup> round of negotiations were held on 17<sup>th</sup>-18<sup>th</sup> June 2019 in New Delhi. The two sides have agreed in-principle on an Early Harvest Package (EHP) in Goods, Rules of Origin and Services subject to each country's domestic approval procedures.

### (ii) India-Japan CEPA

A Comprehensive Economic Partnership Agreement (CEPA) between India and Japan was signed on 16<sup>th</sup> February 2011 which came into force from 1<sup>st</sup> August 2011. Under the institutional mechanism of CEPA, the 5<sup>th</sup> Joint Committee meeting was held in December 2018 in New Delhi. Under the provisions of India-Japan CEPA, India has requested Japan to initiate the process of review of the Agreement to ascertain mutual gain to both the countries.

## Recent trade related activities

### (i) China

- ◆ Our skewed bilateral trade has remained an important topic for discussions even at the highest level meetings between our two leaders, when they met in Wuhan, Qingdao and informal summit in Chennai.
- ◆ There also have been visits by the ministerial & official level delegations from both sides to discuss the market access issues. These visits have resulted in signing of protocols for export of Indian rice, tobacco, fish meal/fish oil and Chilli Meal to China in the last two years. Protocols in respect of export of Indian Soybean Meal, Soybean, Pomegranate, and Okra to China are under negotiation.
- ◆ A virtual BSM on marine products was organized on 18<sup>th</sup> November 2020, in which officials from MPEDA, 15 Indian seafood exporters and 16 participants from Chinese importing companies participated.
- ◆ Efforts made to utilize the opportunities arising

out of US-China trade standoff: Department of Commerce (DoC) carried out in-depth line wise analysis of the US exports to China and the possible penetration of India into the market space that is likely to be vacated or displaced as a result of China's retaliatory tariffs. DoC also identified the potential trade lines of strength for India to leverage these lines so as to take advantage of the tariff arbitrage. The Department undertook a series of meetings with the Export Promotion Councils and Trade Bodies, Indian exporters and other stakeholders to boost exports on the specific lines where US products now face higher tariffs in China and where India is a strong exporter. They were also sensitized periodically on these identified lines. Due to limitations in scaling up our production, and the uncertainty of long-term US-China standoff, limited gains could be harnessed. In coordination with our Embassy at Beijing, efforts are on to seize this opportunity to increase our exports to China.

- ◆ COVID-19 impact: The COVID-19 pandemic outbreak in late January- early February 2020 in China, affected the Indian industries, which import components, intermediaries and raw materials from China, particularly in the pharmaceutical, electronics and automobile sectors. Department of Commerce carried out a detailed analysis of various product lines and identified 1054 lines (168 critical lines) under which we import from China. Other countries supplying these products to the globe were also identified as alternate sources for India. Department of Commerce had shared the analysis with our overseas Missions/Posts and the Missions were requested to explore sourcing and export opportunities in their respective countries, and put our EPCs/Exporters/Importers in touch with the potential suppliers and buyers in their respective countries and facilitate B2B meetings for them. Several digital seminars, meetings etc. have been facilitated by our Missions and EPCs are being facilitated in building contacts with their respective counterparts for sourcing the material /products and also for supplying these products to them.
- ◆ The sustained efforts made during the last two years have resulted in decrease in imports from China. Our imports from China decreased from

US\$ 76.4 billion in 2017-18 to US\$ 70.3 billion in 2018-19 and further to US\$ 65.26 billion in 2019-20, exhibiting a decline of US\$ 10 billion in last two years, i.e. since 2017-18. Our exports increased to US\$ 16.75 billion in 2018-19 as compared to US\$ 13.33 billion in 2017-18 sustained the increase at US\$ 16.6 billion in 2019-20. The trade deficit which had reached US\$ 63 billion in 2017-18, declined to US\$ 53 billion in 2018-19 and further declined to US\$ 48.65 billion in 2019-20.

## (ii) Korea

- ◆ Governments of India and South Korea signed an MoU on Future Strategy Group on 9<sup>th</sup> July 2018, with Ministry of Commerce and Industry and the Ministry of Science and Technology being the signatories from the Indian side. The purpose of MoU for establishing an India-Korea Future Strategy Group is to jointly harness the future technologies and to promote bilateral cooperation in the fields of applied science and industrial technologies. Two projects under the focus area of Future Manufacturing are under implementation and another five projects have been shortlisted with focus area on the sectors of Digital Transformation, Future Manufacturing, Future Utilities and Healthcare.
- ◆ India and Korea commenced negotiations for upgradation of Comprehensive Economic Partnership Agreement (CEPA) in 2016 to explore the possibility of streamlining tariffs in goods and Rules of Origin and enhance the services, trade & investments. The Ministers of the two countries met in July 2018, and agreed on the Early Harvest Package, subject to each country's domestic approval procedure. So far eight rounds of negotiations have been held.
- ◆ Focus has been given to resolve the issues relating to trade deficit, Non-Tariff Barriers (NTB) and market access within the scope of India Korea Comprehensive Economic Partnership Agreement (IKCEPA) before proceeding on exchanging the Request/Offer list with Korea. Korean side have agreed to discuss these issues with the Chief Negotiator and to devise a suitable mechanism to resolve them by creating sub-groups.
- ◆ Both countries have agreed to accept the

e-Certificate of Origin against physical copies through electronic platform.

- ◆ Korea has accepted our long pending demand for discontinuing of pre-clearance of mango by South Korean inspectors from mango season 2020 and to entrust the responsibility to Indian NPPO for export of mangoes to Korea RP.
- ◆ Korea has granted market access for Wheat grain, Soybean grain and Maize.
- ◆ Our exports to Korea rose to US\$ 4.84 billion in 2019-20 as against US\$ 4.71 billion in 2018-19 whereas imports have marginally decreased to US\$ 15.66 billion in 2019-20 as against US\$ 16.76 billion in 2018-19.

## (iii) Japan

- ◆ Under the Institutional Mechanism of India Japan Comprehensive Economic Partnership Agreement (IJCEPA) sub-committee meetings were held wherein several issues raised during the industry stakeholder consultations were taken up with the Japanese side.
- ◆ India has indicated its desire for review of India Japan CEPA during the 4<sup>th</sup> & 5<sup>th</sup> Joint Committee meetings held on 4<sup>th</sup> August 2017 in Tokyo and on 21<sup>st</sup> December 2018 in New Delhi respectively.
- ◆ Japan has entrusted to India's National Plant Protection Organization (NPPO) for export of Indian mangoes without pre-clearance by Japanese Inspectors.
- ◆ Japan has granted market access to immature banana, onion, maize, soybean, wheat, mustard and barley subject to general import quarantine requirement.
- ◆ Both countries have agreed to accept the e-Certificate of Origin against physical copies through electronic platform.
- ◆ Japan has accepted our long pending demand for discontinuing of 100% mandatory inspection by Japanese inspectors for export of Black tiger shrimp. Now, Japan has decided to subject the Indian Cultured Black Tiger to the regular monitoring system following the track record of past inspections.
- ◆ Our exports to Japan decreased to US\$ 4.52 billion in 2019-20 as against US\$ 4.86 billion in

2018-19 whereas imports have also decreased to US\$ 12.43 billion in 2019-20 as against US\$ 12.77 billion in 2018-19.

#### (iv) Taiwan

- ◆ During the 5<sup>th</sup> Working Group on Trade (WGT) meeting with Taiwan held in December 2019 in New Delhi, both sides had decided to develop a joint calendar of events and ensure participation in the identified events, identify specific products for export and include new products to widen the trade basket, and publicize the information of exporters and events on each other's website. As a follow up to WGT meeting, to enhance co-operation in the field of trade in Services, both sides have exchanged their concept papers with key areas identified for co-operation being IT/ITeS, Medical & Healthcare and Tourism.
- ◆ India and Taiwan have been striving to finalize the mutual recognition of organic certification since 2009. Both sides have confirmed the final text of the letters to be exchanged and the Appendixes with Technical Terms of Arrangements. Both sides will exchange the letters on organic equivalence shortly. Taiwan is likely to be the first country in Asia to recognize our NPO, which would help our exporters.

## 2. TRADE WITH SOUTH ASIA & IRAN

### South Asia

South Asia comprises of Afghanistan, Bangladesh, Bhutan, India, Maldives, Nepal, Pakistan and Sri Lanka. India's trade with South Asia was valued at US\$ 25.78 billion in 2019-20 as against US\$ 29.71 billion in 2018-19, registering a decline of 13.22%. The total exports of India within South Asia Region for 2019-20 were valued at US\$ 21.94 billion and the total imports of India from other South Asian countries were US\$ 3.84 billion. India is the biggest trading partner for Nepal and Bhutan while for India, Bangladesh is the largest trading partner in South Asia, followed by Nepal, Sri Lanka, Afghanistan, Bhutan, Pakistan and Maldives. A key feature of India's trade in South Asia is that it enjoys a substantial trade surplus with all South Asian countries.

During 2019-20, the maximum share in exports was of engineering products, which at US\$ 7.24 billion

contributed around 33.04% of total exports to South Asia - mainly base metals and articles (11.53% of exports), machinery and mechanical appliances (10.82% of exports) and transportation equipments - vehicles, aircraft etc. (9.90% of exports). The majority of base metals were iron and steel, products of Iron and Steel and aluminum and their articles. The second major category of export was mineral products (largely petroleum products), which at US\$ 4.00 billion contributed 18.24% to the total exports. The export of textiles and textile articles, valued at US\$ 3.67 billion (16.74% of total exports), were almost entirely raw material and intermediates, in the form of cotton, cotton/ synthetic yarn and fibre, made ups etc., mainly for the textile sector in South Asian countries such as Bangladesh and Sri Lanka. The other major categories of export were chemical and allied products - mainly organic chemicals and pharmaceutical products - covering 11.28% of total exports. Agricultural products such as vegetable products, animal products, animal and vegetable fats and prepared foodstuffs together accounted for US\$ 2.70 billion i.e. 12.35% of the total exports, with major products of exports being sugar, spices, non-basmati rice, fresh vegetables and fresh fruits.

Agriculture sector accounted for major share of imports from South Asia in 2019-20, with a share of 38.94% in total imports at US\$ 1.49 billion. The largest share was of vegetable products (19.98% of total imports) and animal or vegetable fats and oils (11.52%). The main items of imports were Spices, Vegetable Oils and Fresh Fruits. The Textiles sector, with imports worth US\$ 998.10 million, was the second largest contributor to imports at a share of 26.02%. The major items imported under Textiles sector were readymade garments of cotton including accessories, cotton fabrics, made-ups etc., readymade garments of man-made fibres and other jute manufactures. The other major categories of import were engineering products (US\$ 637.28 million; 16.61% of imports). Unlike exports, the textile imports were diverse in nature comprising of both raw material as well as finished products, mainly consisting of readymade garments of cotton, woolen yarn and man-made fibres, raw cotton, raw jute and jute products. Other major products contributing to imports were plastics and rubber products, chemical products, wood pulp products, raw hides and skins etc.

**(i) Afghanistan**

Under Strategic Partnership Agreement between Afghanistan and India, a Joint Working Group (JWG) on Trade, Commerce & Investment functions between the Ministries of Commerce and Industries of the two countries, at the level of Commerce Secretary, to discuss the issues related to trade and economic co-operation between the two countries. The third meeting of the JWG was held in October, 2018 at Kabul, where several bilateral trade and connectivity related issues were discussed. Consequent to the discussion in the meeting, Afghanistan has agreed to recognize the Indian pharmacopeia, which is expected to facilitate Indian pharmaceutical exports to Afghanistan.

**(ii) Bangladesh**

The Bilateral Trade Agreement between India and Bangladesh provides for expansion of trade and economic cooperation but does not prescribe any preferential tariffs for the imports of products into the other country. India has provided zero duty access to Least Developed Countries (LDC) members of SAFTA for all tariff lines, except for 25 lines related to liquor and tobacco. Bangladesh being a LDC enjoys preferential access to Indian market under SAFTA.

Both countries are engaged in strengthening the trade relations by exploring prospects of entering into a bilateral Comprehensive Economic Partnership Agreement (CEPA) covering goods, services and investment through a proposed joint study, enhancing and facilitating trade & investment relations through constitution of an India-Bangladesh CEO Forum, enhancing border trade infrastructure development between the two countries, etc. For the purpose of Joint Study, India has identified Centre for Regional Trade (CRT), an autonomous think-tank established by the Department of Commerce, Ministry of Commerce and Industry, India from its side and Bangladesh has identified Bangladesh Foreign trade Institute (BFTI) for the Joint Study. The Terms of Reference of the Joint Study have been finalized and the meetings between CRT and BFTI have started.

Exports to Bangladesh are being facilitated by identifying and resolving issues which adversely affect such exports. Efforts are being made to improve connectivity and border trade infrastructure. Bangladesh had been persuaded to relax port

restrictions at several land border crossing points. Efforts are also being made for removal of all port restrictions from all locations. The sub-group on Infrastructure has identified infrastructural and procedural constraints, existing at specified priority Land Customs Stations between India and Bangladesh, for their resolution. Implementation of the Agreement on use of Chattogram and Mongla port for movement of goods to and from India, since October 2019, is also expected to enhance trade linkages of the States in North Eastern India with other parts of the world, through Bangladesh.

India and Bangladesh have established Border Haats to promote well-being of the people dwelling in remote areas by establishing traditional system of marketing the local produce through local markets. In addition to the existing Border Haats at four locations, construction has been completed at Bholaganj, Nalikata and Ryingku in Meghalaya and Border Haats at these locations are expected to be operationalized soon. The process of establishment of Border Haats is under progress in States of Assam, Meghalaya and Tripura.

**(iii) Bhutan**

The trade between India and Bhutan is governed by Agreement on Trade, Commerce and Transit, which prescribes free trade between the two countries. No Basic Customs Duty is levied on import of any product from Bhutan or export to Bhutan. Further, the trade is carried out in Indian Rupees and Bhutanese currency (Ngultrums). The Agreement also provides transit facilities to landlocked Bhutan to facilitate its trade with third countries and movement of goods from one part of Bhutan to another through Indian Territory.

Further, on Bhutan's request, exports of food commodities and plant & plant products from Bhutan have been facilitated, by including four new locations

(viz Jaigaon, Chamurchi, Hathisar and Darranga) under the relevant domestic regulations. In regard to regular follow up of the action points emerging out of the visit of Hon'ble CIM to Bhutan in February 2020, the Bhutanese side is in regular touch by way of DVCs. Till date, three DVCs have been organized with Bhutanese side. The last DVC with Bhutan was held on 9.10.2020.

#### **(iv) Nepal**

The bilateral trade between India and Nepal is governed by the India-Nepal Treaty of Trade, which was last renewed on 27<sup>th</sup> October 2016 for a further period of seven years. Under the Treaty, India has provided duty free access to almost all the products imported from Nepal, except few products relating to tobacco, perfumes & cosmetics and alcohol. Tariff rate quotas are applicable on the import of four products- Vegetable fats, Acrylic yarn, Copper products and Zinc Oxide from Nepal. Both countries have agreed to undertake a comprehensive review of the Treaty of Trade. The Third meeting for the review was held in September 2019 where issues and concomitant changes required in the text of the Treaty were identified.

India also allows transit of third country goods destined to Nepal and export of Nepalese goods to third countries through its territory, which is governed by the India-Nepal Treaty of Transit. Under the Treaty, the transit of goods takes place through designated routes under a defined procedure. In view of the impending renewal of the Treaty of Transit in January 2020, both sides have discussed, reviewed the provisions of existing Treaty and finalized text of the renewed Treaty, after incorporating appropriate amendments relating to changes already agreed earlier but still to be incorporated in the text, inclusion of additional locations for movement of bulk cargo and inclusion of inland waterways as an additional mode of transportation.

As a bilateral mechanism to review the issues relating to bilateral trade, transit and unauthorized trade related issues, an Inter-Governmental Committee (IGC) functions at the level of Commerce Secretaries of the two countries. Apart from IGC, an Inter-Governmental Sub-Committee (IGSC) also functions at the level of Joint Secretary. Action points identified in the previous meetings were followed up and issues relating to market access for Indian exports of vegetables, fresh fruits etc. were taken up with Nepal for resolution.

Both sides are working on several projects to improve trade infrastructure and connectivity, including development of Integrated Check Posts (ICPs) on India - Nepal Border. The ICPs at Raxaul and Jogbani are already operational and other locations have been identified for such development, on the basis of a variety of factors including trade volume.

#### **(v) Sri Lanka**

The India-Sri Lanka Free Trade Agreement (ISFTA) has been in operation since 1<sup>st</sup> March 2000. Under this Agreement, both countries agreed to phase out trade tariffs from each other within a fixed time frame except for those items in the negative list of each other. India has provided duty-free access to almost all the lines, except a few lines on which 25% duty concessions are provided and on 429 products on which no concessions are given. Tariff rate quotas have been prescribed by India on import of apparel, tea, pepper, desiccated coconut and vanaspati, bakery shortening and margarine from Sri Lanka. Under ISLFTA, Sri Lanka has provided duty-free access for almost all the products except 1180 products, on which no tariff concessions have been provided under ISLFTA.

Both countries are discussing a broader economic engagement through a proposed Economic and Technology Cooperation Agreement (ETCA). The proposed ETCA would cover trade in services, investment and economic and technology cooperation, in addition to the trade in goods.

#### **(vi) Pakistan**

There is no bilateral agreement between India and Pakistan. The bilateral trade mainly takes place under the Agreement of South Asian Free Trade Area (SAFTA). No bilateral meeting, on trade related issues, has taken place in recent past. Government has levied a duty of 200% on all products originating in or exported from Pakistan in February 2019.

Restrictions in the nature of prohibition of certain products and port restrictions were already in place on import of products by Pakistan from India. In August 2019, bilateral trade with India was completely suspended by Pakistan. Partial relaxation has been provided subsequently, in September 2019 for trade in certain pharmaceutical and other essential commodities products with India.

### (vii) Maldives

The bilateral trade between India and Maldives is facilitated by a Trade Agreement between the two countries. The agreement does not prescribe any preferential tariffs for the imports of products into the other country and is only a facilitative mechanism for enhancement of bilateral trade.

Under the provisions of the Agreement, India facilitates provision of essential commodities to Maldives. The relevant notifications for this purpose were processed and issued in August 2020.

### Trade with Iran

Currently there is no bilateral Trade Agreement with Iran. A Joint Working Group (JWG) between the Ministry of Commerce & Industry in India and the Ministry of Industry, Mine & Trade in the Islamic Republic of Iran is functioning at the level of Commerce Secretary to discuss the issues related to bilateral trade between the two countries. In the last meeting of the JWG, both sides agreed to commence text-based negotiations for the Preferential Trade Agreement (PTA). Text based negotiations for the proposed PTA are in progress. The fifth round of negotiation was held in Iran during 12<sup>th</sup>-13<sup>th</sup> February 2020.

Efforts are also being made to address the emerging challenges affecting India-Iran bilateral trade as a consequence of international developments.

## 3. TRADE WITH AFRICA

The total bilateral merchandise trade with the Sub-Saharan Africa region increased from US\$ 49.22 billion in 2015-16 to US\$ 55.70 billion in 2019-20, registering a growth of 13.16% during the period. During 2020-21 (April - October) (P), our bilateral trade with Sub-Saharan Africa region was US\$ 22.07 billion as compared to US\$ 33.02 billion during the same period of previous year.

### India-Mauritius Comprehensive Economic Cooperation and Partnership Agreement (CECPA)

India and Mauritius have been negotiating Comprehensive Economic Cooperation and Partnership Agreement CECPA which seeks to mutually benefit both, in the area of trade in goods and services. Seven rounds of India-Mauritius CECPA negotiations have been held till now. The 7<sup>th</sup> round was held during 19<sup>th</sup>-

23<sup>rd</sup> November 2018 in Mauritius. During these rounds, negotiations were held cutting across trade in Goods, Services, Rules of Origin, Sanitary and Phytosanitary (SPS) measures and Technical Barriers to Trade (TBT), Trade Remedies and Dispute Settlement etc. India-Mauritius CECPA negotiations for trade in goods and trade in services, have been completed. The Agreement is near finalization.

### India and SACU (Southern African Customs Union) Preferential Trade Agreement (PTA)

The Southern African Customs Union (SACU) is the oldest Customs Union in the world established in 1910 and consists of a group of 5 countries, namely, Botswana, Lesotho, Namibia, Eswatini (Swaziland) and South Africa. Five rounds of negotiations have been held so far between 2007-10. A virtual senior official meeting was held on 15<sup>th</sup> July 2020. Both sides agreed for early resumption of the negotiations on PTA between India and SACU. Both sides also agreed on the time lines for exchange of trade and tariff data and submission of revised modalities for PTA negotiations.

### Cotton Technical Assistance Programme (C-TAP) Phase-II

On the occasion of World Cotton Day organized by WTO in Geneva on 7<sup>th</sup> October 2019, Ministry of Commerce & Industry, Government of India announced the launch of Phase-II of CTAP in 11 African countries. The programme is aimed at enhancing productivity in cotton sector, improving the post-harvest and plant by-products industry in the participating countries, as well as building the capacity of the cotton-based textile sector. First Steering Committee meeting of Phase-II of C-TAP held in February 2020 has prepared the action plan which is to be implemented accordingly. Virtual meetings were held with stakeholders in August 2020 to finalize the issues pertaining to the activities to be undertaken in 11 African countries for smooth implementation of Cotton Technical Assistance Programme (C-TAP) Phase-II in these countries. The representatives of various institutions have assured their support for successful implementation of C-TAP (Phase-II), including cotton production and productivity enhancement, skill development and capacity building, entrepreneurship development, undertake awareness creation programmes and other activities.

### **CII-EXIM bank conclave**

The 15<sup>th</sup> CII-EXIM Bank Digital Conclave on India Africa Project Partnership was held from 22<sup>nd</sup> – 24<sup>th</sup> September 2020 with the support of the Ministry of Commerce & Industry and the Ministry of External Affairs. The focus areas of the conclave were Agriculture, Power and Energy, Infrastructure, Manufacturing, Education & Skill Development among others. Around 2000 delegates from 65 countries, including 43 countries in Africa participated over the three days of the event. 24 Hon'ble Ministers from 17 African countries and 3 Indian Ministers (Minister of Commerce and Industry, External Affairs Minister, Minister of State for External Affairs) participated in the deliberations. The conclave was one of the largest virtual congregations of Senior Ministers, Policy Makers and Business Leaders from Africa and India, cutting across sectors to discuss on strategies for further strengthening economic engagement between the regions. Sector specific sessions were also held in the conclave where discussions were held at length, on the sidelines of the conclave, several B2B were also held.

### **Meeting with Indian missions**

Virtual meetings were held with commercial representatives of Missions in Africa regularly during this year to discuss the opportunities and challenges to promote the bilateral trade between India and these countries. Missions have informed that potential areas where India can increase its exports include pharmaceuticals, agricultural products, machinery, automobiles and agricultural equipment. Medical tourism and studying in India can also be promoted in many African nations. Missions have also agreed to extend all support to export promotion councils and Indian trade and industry associations in organizing e-exhibitions, e-B2B meetings, and webinars to promote export of Indian goods and services in Africa.

## **4. TRADE WITH WEST ASIA AND NORTH AFRICA (WANA)**

### **The 9<sup>th</sup> Session of the India-Oman Joint Commission Meeting (JCM)**

The 9<sup>th</sup> Session of the India-Oman Joint Commission Meeting (JCM) was held on 19<sup>th</sup> October 2020 through the virtual platform under the co-chair of Hon'ble Minister of State for Commerce & Industry, Shri Hardeep Singh Puri and H.E. Mr. Qais

bin Mohammed al Yousef, Minister of Commerce, Industry & Investment Promotion of the Sultanate of Oman. During the meeting, both sides reviewed the recent developments in trade and investment ties and reaffirmed their commitment to expand the bilateral trade and encourage businesses to invest in each other's country in order to realize the untapped potential in the commercial and economic relationship. Both sides, among other things, agreed to cooperate in areas of Agriculture & Food Security, Standards & Metrology, Tourism, Information Technology, Health & Pharmaceuticals, MSMEs, Space, Civil Aviation, Energy including renewable energy, Culture, Mining, and Higher Education. Both sides also agreed to expedite early conclusion of protocol amending India-Oman Double Taxation Agreement and conclusion of the India-Oman Bilateral Investment Treaty.

### **India-Israel Preferential Trade Agreement (PTA)**

India and Israel have been negotiating PTA which seeks to mutually benefit in the area of trade in goods and trade in services. Nine rounds of negotiations have been held so far. Last round was held in Israel on 19<sup>th</sup> - 20<sup>th</sup> February 2018. A resumption round was held between the Chief negotiators of India and Israel in May 2020 for finalising modalities for the proposed PTA.

### **India-GCC Free Trade Agreement (FTA)**

The proposed India-GCC FTA seeks to mutually benefit in the area of trade in goods, trade in services, investment and economic cooperation, rules of origin and customs cooperation.

### **Meeting with Indian missions in WANA countries**

Three meetings were held (in June 2020, September 2020 and January 2021) with Indian Missions in WANA region where in, inter-alia, issues relating to the Non-tariff Barriers (NTBs) being faced by Indian exporters in WANA region were discussed and an action plan was also chalked out for taking up trade promotion activities in WANA region in order to tap trade potential the region has.

### **First Meeting of the India Tunisia Joint Working Group on Trade and Investment**

The first meeting of India-Tunisia Joint Working Group on Trade and Investment was held on 15.12.2020

under the co-chairmanship of Joint Secretary (WANA) through virtual platform. During the meeting both sides inter-alia discussed issues relating to identification of export potential to Tunisia, recognition of Indian Pharmacopoeia in Tunisia, Bilateral Investment Treaty, establishment of Joint Business Council (JBC), facilitation of multiple-entry visa for businessmen and exhibitions to be organized in two countries during the year 2021.

## 5. TRADE WITH LATIN AMERICAN & CARIBBEAN

### Relations with Latin American and Caribbean countries

India and the Latin America and Caribbean (LAC) region stand at opposite sides of the globe, yet their relations have always remained close, warm and cordial. This region, comprising 43 countries, is endowed with natural resources such as petroleum crude, fresh water, minerals and arable land. India shares a common history of colonialism and struggle for independence with the region. With some of the Caribbean nations, India also shares a special bond due to significant population of people of Indian origin maintaining historical and cultural link between the two regions.

The rapidly growing commercial relationship is testimony to the fact that geographical distance is not a deterrent for the India-LAC relationship. Over the years, India's ties with Latin America have expanded

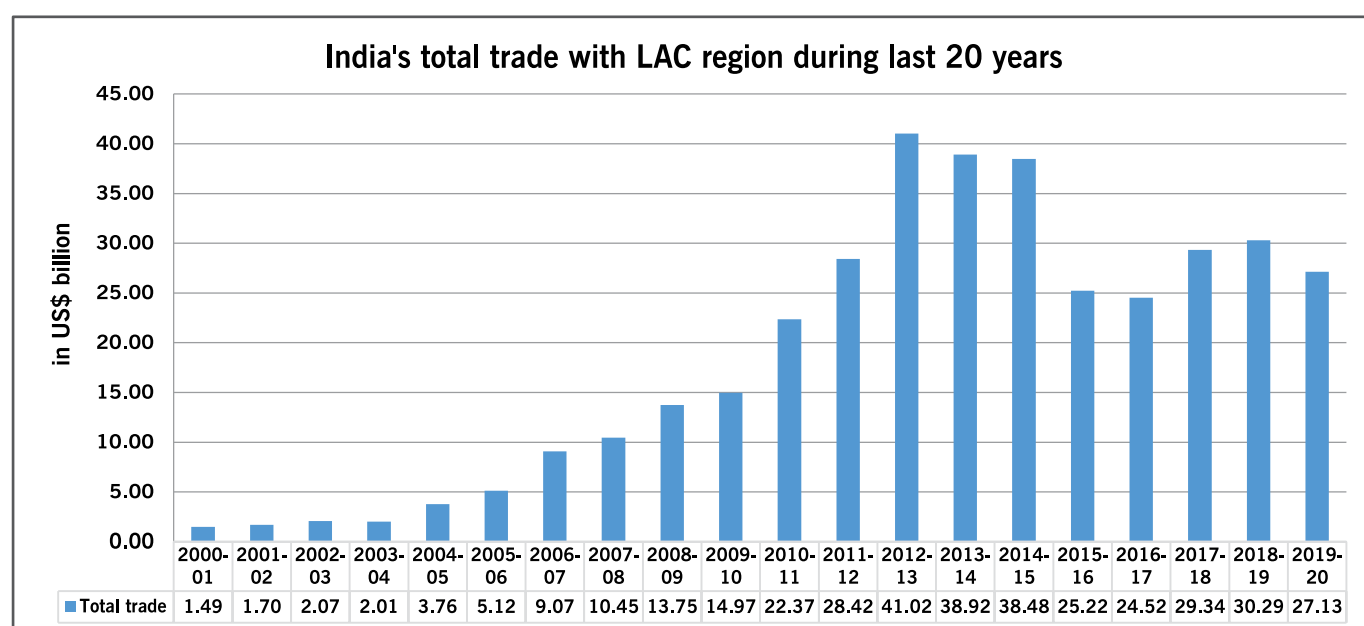
beyond trade and investment to cooperation in areas such as energy, mining, tourism, technology, knowledge sharing as well as in multilateral fora such as G-20, BRICS, WTO and IBSA (India, Brazil, South Africa).

### Trade and investment with the Latin American and Caribbean countries

India's relations with LAC region are underpinned by strong trade and investment links which have strengthened and deepened in a short span of time. Both regions have assiduously overcome the limitations posed by geographical distance to build mutually rewarding bilateral partnerships that exemplify South-South Cooperation. There is tremendous scope for future growth in trade volumes as both the regions are highly complementary in energy, mineral resources, pharmaceuticals, agriculture, auto and services sectors. Diversification of trade and access to new markets are also a priority for both India and the LAC countries.

The total bilateral merchandise trade with the region excluding Mexico (as Mexico is treated as part of NAFTA) increased from a modest US\$ 1.49 billion in 2000-01 to US\$ 27.13 billion in 2019-20. The bilateral trade with LAC reached its peak in 2012-13 with total trade stood at US\$ 41.02 billion.

The following figure depicts the bilateral trade of India with LAC region during the last 20 years:



Source: DGCI&S, Kolkata

### India's trade with LAC during April- March 2019-20

India's total trade with Latin American and Caribbean region in April-March 2019-20 stood at US\$ 27,133.86 million with exports valued at US\$ 10,058.96 million and imports valued at US\$ 17,074.90 million.

Due to the global slowdown and COVID-19, India's trade with LAC exhibited a negative growth of (-) 10.41% over the same period last year.

The value of Indian exports to LAC increased by

3.27% in April-March 2019-20 as compared to April-March 2018-19. Notably, while India's exports to world has declined during this period, exports to LAC has increased. The value of India's imports from LAC decreased by (-) 16.90% during April-March 2019-20 as compared to the previous year. Remarkably, India's imports from LAC are declining at a greater rate as compared to India's imports from World. As a result, the trade deficit decreased by (-) 35.08% from US\$ (-)10806.39 million in April-March 2018-19 to US\$ (-) 7015.94 million in April-March 2019-20.

### India's trade with LAC for April-March 2019-2020

(Value in US\$ million)

Country	2018-2019				2019-2020				% Growth	
	Exports	Imports	Total Trade	Trd. Bal.	Exports	Imports	Total Trade	Trd. Bal.	Exports	Imports
Latin America	9,740.72	20,547.11	30,287.83	-10,806.39	10,058.96	17,074.90	27,133.86	-7,015.94	3.27%	-16.90%
<b>Total</b>	<b>3,30,078.09</b>	<b>5,14,078.42</b>	<b>8,44,156.51</b>	<b>-1,84,000.33</b>	<b>3,13,361.04</b>	<b>4,74,709.27</b>	<b>7,88,070.31</b>	<b>-1,61,348.23</b>	<b>-5.06%</b>	<b>-7.66%</b>

Source: DGCI&S, Kolkata

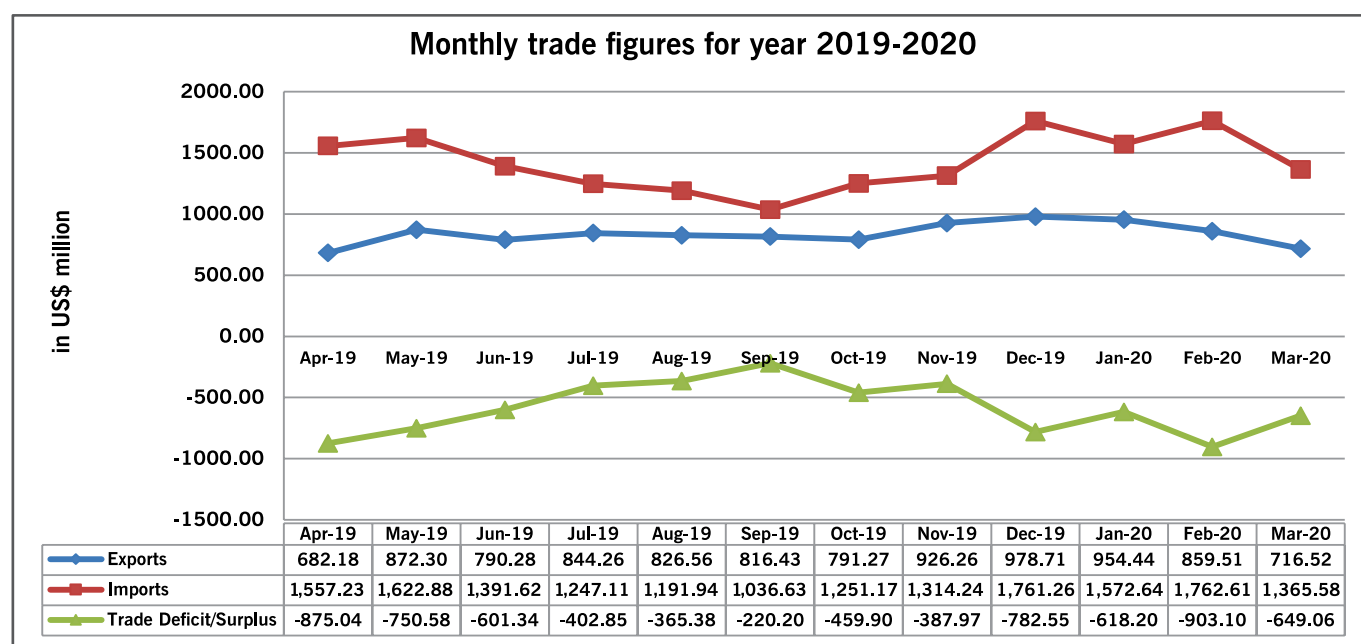
Our bilateral trade with the LAC region constituted 3.44% of India's total global trade, with exports and imports being 3.21% and 3.60% respectively during 2019-20. From the LAC perspective, the fraction of trade with India represents only 2.18 per cent of the global trade of LAC region during 2019 as per ITC Trade Map data.

Among the LAC countries, Brazil, Venezuela, Argentina, Peru, Chile, Colombia, Bolivia, Ecuador, Dominic Republic, Panama Republic are our major trading partners. India's top export and import partners, top ten commodities of export/import (for the last 2 years)

and the monthly trend of 2019-2020 are given below.

### Monthly trade figures

During the first two quarters of the year, the trade deficit has been declining as the imports were reducing and the exports were relatively stagnant. But during the last two quarters of FY 2019-20, the trade deficit has been fluctuating due to the swings in imports. The exports have started climbing in November 2019, but COVID-19 has hit our exports in March 2020. The figure below depicts the monthly exports, imports and trade deficit/surplus from April 2019 to March 2020.



Source: DGCI&S, Kolkata

### Top trading partners in LAC region

In April-March 2019-20, Brazil (25.95%), Venezuela (23.57%), Argentina (11.39%), Peru (8.62%), Chile (7.26%), Colombia (6.83%), Bolivia (3.54%), Ecuador (2.27%), Dominic Republic (2.12%) and Panama Republic (1.16%) were the major trading partners. India's trade with these ten partners accounted for 92.71% of India's total trade with the whole LAC region. Brazil and Venezuela, together, form 49.53% share of

India's total trade with LAC Region.

India's total trade with Argentina, Bolivia, Ecuador and Panama Republic had increased vis-à-vis the previous year, whereas, India's total trade with Brazil, Venezuela, Peru, Chile, Colombia and Dominic Republic had decreased vis-à-vis the previous year. The following table gives the top ten trading partners of India in LAC region.

### India's total trade with top ten trading partners in LAC

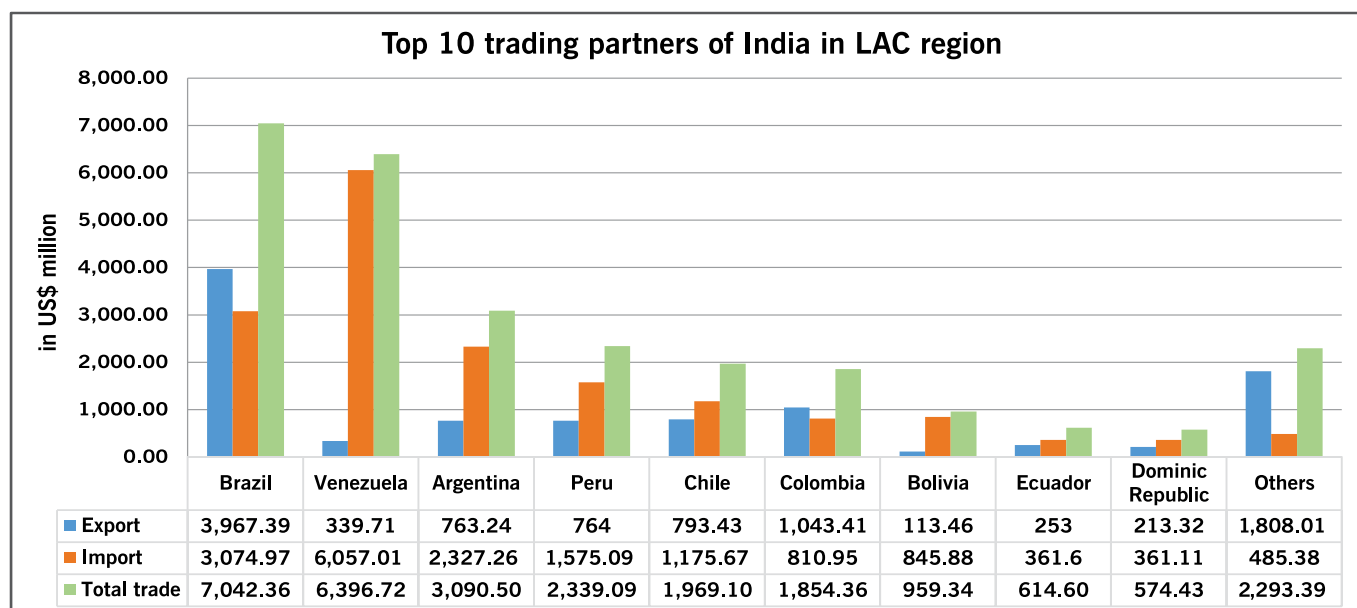
(Value in US\$ million)

S. No.	Country	2018-19	2019-20	%Growth	%Share
1	Brazil	8,206.93	7,042.36	-14.19	25.95
2	Venezuela	7,423.72	6,396.72	-13.83	23.57
3	Argentina	2,517.93	3,090.5	22.74	11.39
4	Peru	3,126.46	2,339.09	-25.18	8.62
5	Chile	2,227.38	1,969.1	-11.60	7.26
6	Colombia	2,171.83	1,854.36	-14.62	6.83
7	Bolivia	956.92	959.34	0.25	3.54
8	Ecuador	517.22	614.6	18.83	2.27
9	Dominic Rep	782.38	574.43	-26.58	2.12
10	Panama Republic	266.13	314.34	18.12	1.16
	<b>Total of Top 10</b>	<b>28,196.9</b>	<b>25,154.84</b>	<b>-10.79</b>	<b>92.71</b>
	<b>Grand Total</b>	<b>30,287.93</b>	<b>27,133.86</b>	<b>-10.41</b>	<b>100.00</b>

Source: DGCI&S, Kolkata

Panama Republic has replaced Guatemala in 2019-20 to become the top ten trading partner of India in the LAC region.

The following graph depicts the top 10 trading partners of India with LAC along with their exports, imports and total trade in 2019-20.

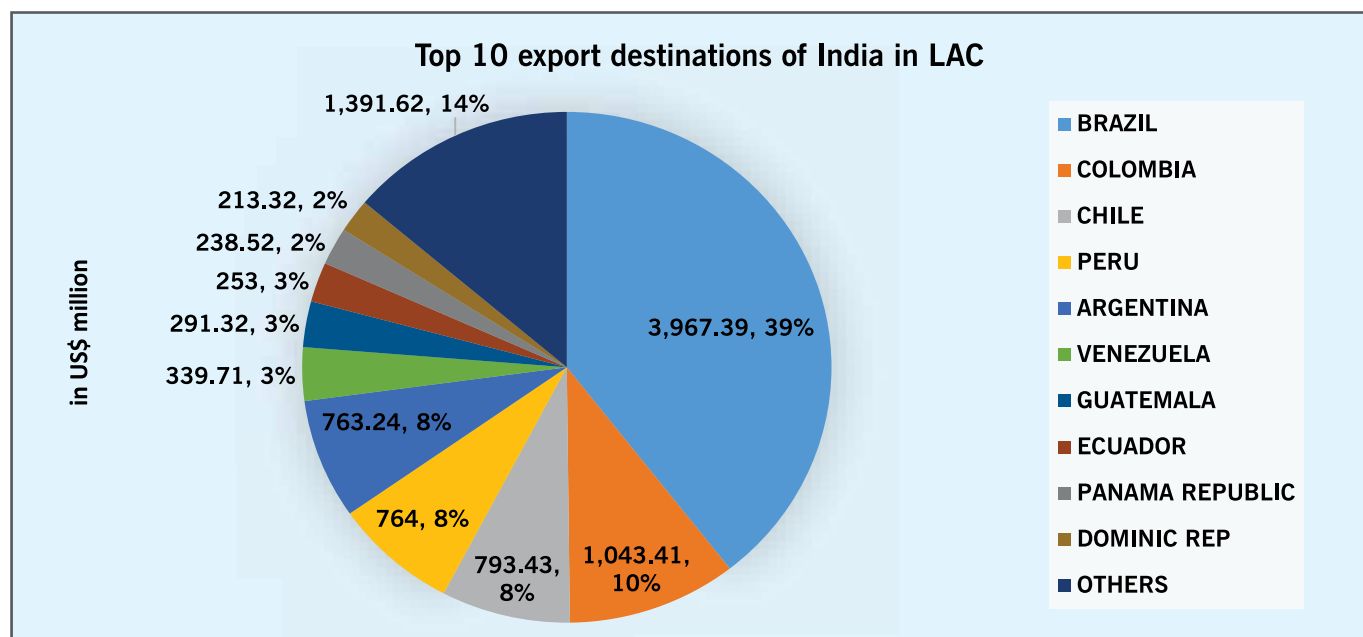


Source: DGCI&S, Kolkata

### India's top 10 export destinations in LAC

As regards to India's exports to LAC countries, Brazil (39.44%), Colombia (10.37%), Chile (7.89%), Peru (7.60%), Argentina (7.59%), Venezuela (3.38%), Guatemala (2.90%), Ecuador (2.52%), Panama

Republic (2.37%) and Dominic Republic (2.12%) are the largest importers of Indian merchandise in April-March 2019-20. These top ten countries accounted for 86.17% of India's total exports to LAC in the same period. The following figure depicts the share of top 10 exporting partners of India.



Source: DGCI&S, kolkata

India's exports to Brazil, Peru, Argentina, Venezuela, Panama Republic had increased vis-à-vis the previous year. However, India's exports to Colombia, Chile, Guatemala, Ecuador and Dominic Republic had shown a negative trend. Below table gives the top ten exporting partners of India in LAC region.

### Growth of top 10 export destinations in LAC

(Value in US\$ million)

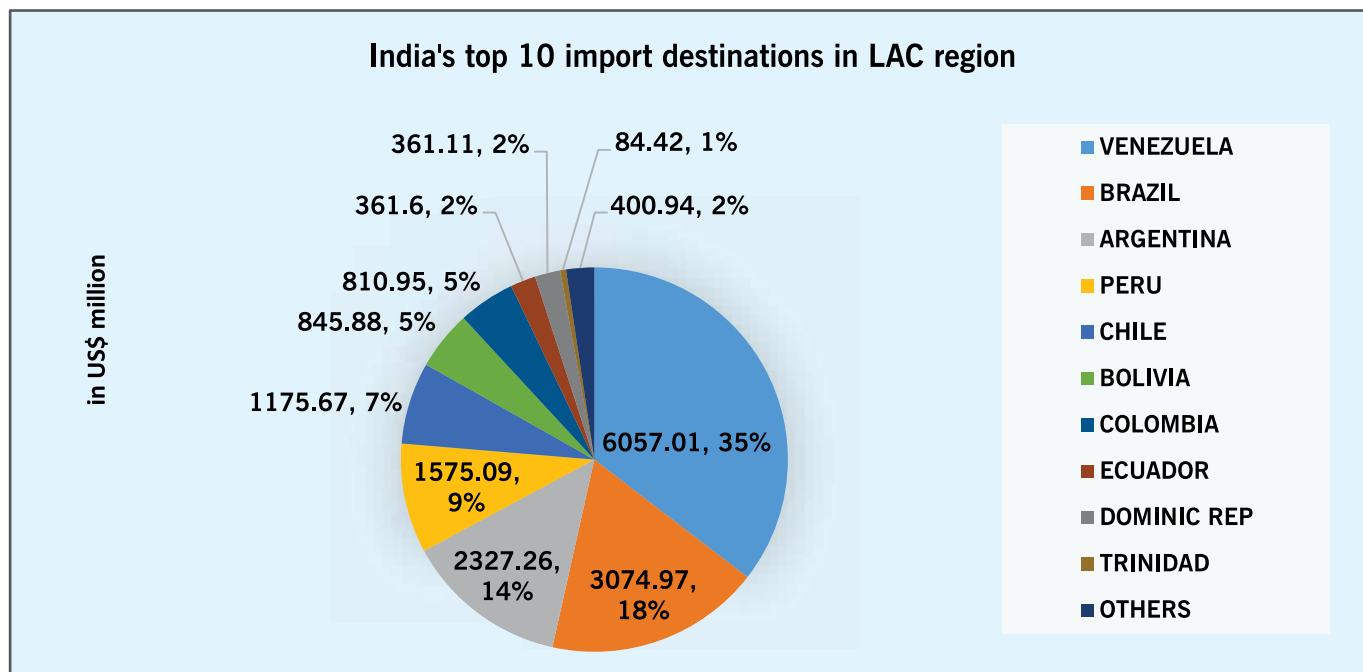
S.No.	Country	2018-2019	2019-2020	%Growth
1	Brazil	3,800.49	3,967.39	4.39
2	Colombia	1,116.85	1,043.41	-6.58
3	Chile	989.8	793.43	-19.84
4	Peru	721.03	764	5.96
5	Argentina	562.93	763.24	35.58
6	Venezuela	164.77	339.71	106.17
7	Guatemala	305.37	291.32	-4.6
8	Ecuador	297.96	253	-15.09
9	Panama Republic	227.26	238.52	4.96
10	Dominic Rep	215.81	213.32	-1.15
	Total of top 10 export partners	8,402.27	8,667.34	3.15
	<b>Total of LAC</b>	<b>9,740.72</b>	<b>10,058.96</b>	<b>3.27</b>

Source: DGCI&S, kolkata

### India's top ten import partners (suppliers) in LAC

India's imports from LAC countries is highly concentrated in the hands of a few economies. The top importing partners of India from LAC region are Venezuela (35.48%), Brazil (18%), Argentina (13.63%), Peru (9.23%), Chile (6.89%), Bolivia (4.95%), Colombia

(4.75%), Ecuador (2.12%), Dominic Rep (2.12%) and Trinidad (0.49%). These top ten countries made up 97.65% of India's total imports from LAC in April-March 2019-20. Venezuela and Brazil contributed 53.48% of the total imports from LAC into India. The following figure depicts the top 10 importing partners of India in LAC region.



Source: DGCI&S, Kolkata

India's imports from most of these countries namely, Venezuela, Brazil, Peru, Chile, Bolivia, Colombia, Dominican Republic and Trinidad had decreased vis-à-vis the previous year, while India's imports from Argentina

and Ecuador have increased vis-à-vis the previous year. The table below gives the growth figures of top ten importing partners of India in LAC region.

### Growth of top 10 importing partners of India in LAC region

(Value in US\$ million)

S.No.	Country	2018-2019	2019-2020	%Growth
1	Venezuela	7,258.95	6,057.01	-16.56
2	Brazil	4,406.43	3,074.97	-30.22
3	Argentina	1,954.99	2,327.26	19.04
4	Peru	2,405.40	1,575.09	-34.52
5	Chile	1,237.55	1,175.67	-5
6	Bolivia	852.21	845.88	-0.74
7	Colombia	1,054.98	810.95	-23.13
8	Ecuador	219.25	361.6	64.92
9	Dominic Rep	566.57	361.11	-36.26
10	Trinidad	195.37	84.42	-56.79
	<b>Total of top 10 import partners</b>	<b>20,151.70</b>	<b>16,673.96</b>	<b>-17.26</b>
	<b>Total</b>	<b>20,547.11</b>	<b>17,074.90</b>	<b>-16.9</b>

Source: DGCI&S, Kolkata

### Top commodities of India's exports to LAC countries

India's exports to LAC region are diversified and dominated by finished products like petroleum products, agro-chemicals, drug formulations, motor vehicles & cars, man-made fabrics, yarn, fabrics & made-ups, auto components, two & three wheelers, bulk drugs & drug intermediaries, dyes, and products

of iron & steel. The share of petroleum products was the highest at 10.32% in India's exports to LAC in 2019-20, with the value of exports recorded at US\$ 1037.75 million. The top 10 commodities of exports to LAC accounted for 55.98 % of India's total exports to LAC. The following table represents the top 10 principal commodities of export.

### Top 10 commodities of India's exports to LAC

(Values in US\$ million)

S. No.	Principal Commodity	April-March 2019	April-March 2020	%Growth	%Share
1	Petroleum products	416.66	1,037.75	149.06	10.32
2	Agro chemicals	820.46	895.42	9.14	8.90
3	Drug formulations, biologicals	868.23	892.15	2.75	8.87
4	Motor vehicle/cars	731.48	660.62	-9.69	6.57
5	Manmade yarn, fabrics, madeups	564.2	453.19	-19.68	4.51
6	Auto components/parts	482.55	436.06	-9.63	4.34
7	Two and three wheelers	416.6	419.39	0.67	4.17
8	Bulk drugs, drug intermediates	284.68	286.39	0.6	2.85
9	Products of iron and steel	328.76	283.84	-13.66	2.82
10	Dyes	247.27	266.33	7.71	2.65
	<b>Total of top 10 commodities</b>	<b>5,160.89</b>	<b>5,631.14</b>	<b>3.38</b>	<b>55.98</b>
	<b>Total</b>	<b>9,740.65</b>	<b>10,058.89</b>	<b>3.27</b>	<b>100.00</b>

Source: DGCI&S, Kolkata

### Top commodities of India's imports from LAC countries

India's imports from LAC region are primarily commodities which are inputs and raw materials to our industries and comprise of petroleum crude, gold, vegetable oils and bulk minerals & ores. The share of Petroleum: crude was the highest at 43.50% in India's imports from LAC in April-March 2019-20, with the

value of imports recorded at US\$ 7428.12 million. However, India's imports of petroleum products from LAC have decreased by (-)20.94% in April-March 2019-20 as compared to April-March 2018-19. The top 10 commodities of imports from LAC accounted for 91.07% of India's total imports from LAC. The following table represents the top 10 commodities of import from the LAC in 2019-20.

### Top ten commodities of India's imports from LAC

(Values in US\$ million)

S. No.	Commodity	April-March 2019	April-March 2020	%Growth	%Share
1	Petroleum: crude	9,395.31	7,428.12	-20.94	43.50
2	Gold	4,534.80	3,628.82	-19.98	21.25
3	Vegetable oils	2,182.04	2,183.19	0.05	12.79
4	Bulk minerals and ores	1,215.55	1,045.99	-13.95	6.13
5	Other wood and wood products	311.43	310.51	-0.29	1.82
6	Sugar	436.35	298.38	-31.62	1.75
7	Coal, coke and briquettes etc	208.7	239.76	14.88	1.40
8	Iron and steel	175.68	178.5	1.6	1.05
9	Petroleum products	206.18	119.03	-42.27	0.70
10	Inorganic chemicals	87.02	117.29	34.79	0.69
	<b>Total of top 10 commodities</b>	<b>18,753.06</b>	<b>15,549.59</b>	<b>-17.08</b>	<b>91.07</b>
	<b>Total</b>	<b>20,547.06</b>	<b>17,074.85</b>	<b>-16.9</b>	<b>100.00</b>

(Source: DGCI&S, Kolkata)

## Investment

As per RBI, India's outward FDI to LAC region was US\$ 315.37 million during 2019-2020, which forms 1.5% of India's total outward FDI. Indian investments in LAC are concentrated in Agriculture and Mining; Construction; Financial, Insurance and Business Services; Manufacturing; Electricity, Gas and Water; Transport, Storage and Communication Services; Community, Social and Personal Services; and Wholesale, Retail Trade, Restaurants and Hotels. The major destinations for Indian Investments to the LAC region were British Virgin Islands, Cayman Islands, Brazil, Colombia, Panama, Trinidad and Tobago, Costa Rica, Chile, Uruguay, Saint Lucia, Peru, Ecuador, Paraguay, Guyana and Dominican Republic. While Indian investment in LAC has increased gradually over the years, LAC investment in India is still low. As our economies complement each other, efforts are underway to fully utilize the opportunities that exist

### Focus LAC programme

With the objective to further deepen India's trade relations with LAC region, an integrated programme "Focus LAC" was launched in November, 1997 initially for a period of 5 years. This has been extended from time to time. The programme was extended up-to 31.03.2020 and further up-to 31.03.2021, inline with the FTP. The programme aims at sensitizing the organizations viz. Export Promotion Councils, Chambers of Commerce & Industry, EXIM Bank, ECGC, etc. involved in trade promotion efforts, granting various incentives to Indian exporters and launching of export promotion measures, focusing on the Latin American region with added emphasis on major trading partners of the region, focusing on the major product groups for enhancing India's exports to the Latin American region which include auto and auto parts, textiles including ready-made garments, carpets and handicrafts, leather products, engineering products and computer software, chemical products including drugs / pharmaceuticals, agro-chemicals etc.

Under this programme, the Foreign Trade Policy (FTP) of 2015-2020 gives special focus to the LAC region as part of our long-term strategy to diversify our trade basket.

## Commercial staff in the Indian missions

There are 13 full-fledged Indian Missions (excluding Mexico) and one Consulate in Sao Paulo, Brazil in LAC region. The Department of Commerce had sanctioned commercial posts in Brazil, Venezuela, Argentina, Chile, Colombia, Peru, Trinidad & Tobago, Panama and Costa Rica to exclusively manage trade related matters and assist Indian exporters and importers interested in the region. These posts are in addition to the existing 9 posts of Marketing Assistants in LAC region.

### Virtual meeting with Embassy of India, Trade Bodies, EPC has been organised to boost trade in LAC region

A series of virtual meetings have been organised with the Embassy of India, Trade Bodies – FICCI, PHDCC, FIEO, CII, ASSOCHAM, INCHAM, EEPC to boost trade in LAC Region.

### Engagement with LAC region

#### (i) Institutional mechanisms

- (a) India- Brazil Trade Monitoring Mechanism (TMM): This mechanism between India and Brazil serves as a forum to discuss and resolve all trade and investment related issues. The Fifth meeting of the Brazil-India Trade Monitoring Mechanism (TMM) was held on 24<sup>th</sup> January 2020 in New Delhi. The meeting covered all outstanding trade and investment related issues of both sides and among other things, focused on expanding bilateral trade. Both sides discussed an array of bilateral issues which impede trade between both the countries.
- (b) India-Argentina Joint Trade Committee (JTC): JTC was constituted under the Trade Agreement signed between India and Argentina on July, 1981. 3<sup>rd</sup> meeting of India – Argentina Joint Trade Committee (JTC) was organized over VC on 20.10.2020, after a gap of 29 years. During the meeting, discussions were held on the issues of Investment, Mining, Energy, Pharmaceuticals, Ayush and Yoga, cooperation in agricultural, Anti-dumping, IT Services, Tourism Business visas, Agreements, WTO matters and Mercosur. Both expressed their view to move ahead and enhance the trade and bilateral ties.
- (c) India-Ecuador Joint Economic & Trade Committee (JETCO): Within the framework of the

Memorandum of Understanding on Economic Cooperation between India and Ecuador, signed in Quito, on the 19<sup>th</sup> of April 2013, India-Ecuador have established a Joint Economic & Trade Committee (JETCO) on 9<sup>th</sup> October 2015 with the objective to promote trade, economic and technical cooperation on the basis of mutual advantage. The first meeting of JETCO was held on 17<sup>th</sup> May 2017 in Guayaquil, Ecuador. Both sides held discussions on a range of trade related issues and also agreed to explore the possibility of entering into a preferential trade agreement. In order to explore the possibility of a trade agreement, the agencies from both sides have finalized the Joint Study report and signed a Protocol on 23.10.2019.

- (d) India Colombia Joint Committee of Business Development Cooperation (JCBDC) :- India and Colombia signed an MoU on 30<sup>th</sup> April 2010 which constituted the Joint Committee of Business Development Cooperation (JCBDC), to be led by the Commerce Secretary on the Indian side and the Vice Minister for Entrepreneurial Development on the Colombian side. The meetings are held alternatively in India and Colombia once in two years. So far, three meetings of JCBDC have been held. The third meeting was held in Bogota, Colombia on 19<sup>th</sup> May 2017. During this meeting both sides held discussions on bilateral trade and investment issues and areas of cooperation to enhance bilateral trade. Both sides have also agreed to explore the possibility to enter into a Partial Scope Trade Agreement covering goods only. The Terms of Reference for a Joint Study to explore the possibility of a Trade Agreement have been finalized and the study is underway. The next meeting of JCBDC is due to be held in New Delhi.

## (ii) Expansion of existing PTAs

### (a) India- MERCOSUR PTA and its expansion

India signed a Preferential Trade Agreement (PTA) with the four original members of MERCOSUR (Argentina, Brazil, Paraguay and Uruguay) on 25<sup>th</sup> January 2004 with 5 annexes, which came into operation from 1<sup>st</sup> June 2009. In the existing PTA, India offered Margin of Preference (MoP) on 450 tariff lines and MERCOSUR offered MoP on 452 tariff lines. The

existing India-MERCOSUR PTA is being expanded as substantial scope exists for India and MERCOSUR to explore complementarities and benefit from increased bilateral trade.

### (b) India-Chile PTA and its 2<sup>nd</sup> expansion

India-Chile PTA signed on 8<sup>th</sup> March 2006 and has been first expanded from 16.05.2017. Both sides have agreed for 2<sup>nd</sup> expansion of India Chile PTA. The 1<sup>st</sup> round of negotiations was held with Chile during 10<sup>th</sup>-11<sup>th</sup> December 2019 in New Delhi. 2<sup>nd</sup> Round was proposed on 26<sup>th</sup>-27<sup>th</sup> March 2020, however, due to pandemic the same is postponed, the 2<sup>nd</sup> round of negotiations is being scheduled to be held over video conference in consultation with Chile.

### (iii) Engagement with Pacific Alliance

Pacific Alliance, formed in the year 2013, is an important and emerging trade bloc consisting of Mexico, Colombia, Peru and Chile. Pacific Alliance had accorded "Observer Status" to India in February, 2014. As Observer Member of the Pacific Alliance, India participates in the Ministerial Meeting of Observer States of Pacific Alliance.

India's bilateral trade with Pacific Alliance region was US\$14.08 billion with exports of US\$ 6.22 billion and imports of US\$ 7.89 billion in 2019-20.

### (iv) On-going initiatives

**(a) India Peru Trade Agreement:** India is negotiating a Trade Agreement with Peru covering trade in goods, services and investment. As of now, five rounds of negotiations have been held and the last round was held in New Delhi during 20<sup>th</sup>-22<sup>nd</sup> August, 2019. The 6<sup>th</sup> round of negotiations with Peru will be held soon.

**(b) India- Colombia Trade Agreement:** During the 3<sup>rd</sup> meeting of India Colombia Joint Committee on Business Development Cooperation held in Bogota, Colombia on 19<sup>th</sup> May 2017, both sides agreed to explore the potential framework to be adopted for a trade agreement. In a meeting held between Hon'ble CIM and a delegation led by Colombian Minister of Commerce, Industry and Tourism on 8<sup>th</sup> November 2017, both sides decided to explore the possibility of a PTA. The Terms of Reference for a Joint Study have been finalized for a partial scope trade agreement on

11<sup>th</sup> July 2019 and the Joint Study is underway.

**(c) India-Ecuador Joint Economic & Trade Committee (JETCO):** In order to explore the possibility of a trade agreement, the agencies from both sides have finalized the Joint Study report and signed a Protocol on 23<sup>rd</sup> October 2019.

### Medical assistance during COVID-19

Exemption for export of Hydroxychloroquine (HCQ), whose export has been restricted due to COVID-19, has been granted to 31 LAC countries based on the requests received from these countries and recommendations of MEA and approvals of the Empowered Committee. In case of 23 countries, HCQ was supplied as medical assistance.

### Lines of Credit

EXIM Bank extends Lines of Credit (LoCs) to overseas financial institutions, regional development banks, sovereign Governments and other entities overseas to enable buyers in those countries to import goods and services from India on deferred credit terms. This financing mechanism provides a safe mode of non-recourse financing option to Indian exporters, especially to SMEs and serves as an effective market entry tool. Details of Lines of Credit are available at the website of EXIM Bank: <https://www.EXIMbankindia.in/lines-of-credit-GOILOC.aspx>

As per the EXIM Bank, there are thirty operative Lines of Credit to the banks/Governments in the LAC countries given by EXIM Bank up to 2019-20.

### ECGC cover

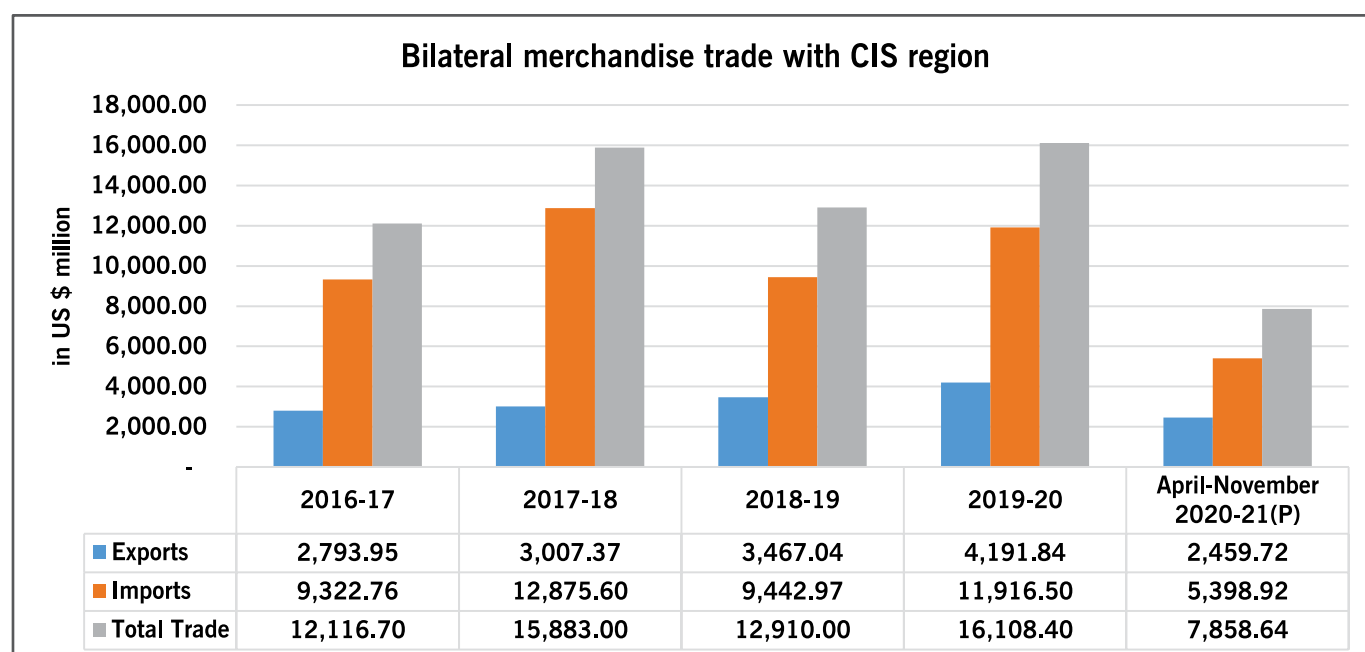
The Export Credit Guarantee Corporation of India (ECGC) periodically undertakes a comprehensive review of the grading of the countries based on the methodology of risk scoring. As per ECGC Country Risk and Cover Policy on LAC region (reviewed as on 1.10.2020), nineteen Latin American countries have been placed in low risk categories of 'A1' and 'A2', twenty have been placed in moderate risk categories of 'B1' and 'B2' and one country has been placed in high risk category of 'C1'. Only Venezuela has been placed in very high-risk category of 'D'. Details of ECGC cover are available at the website of ECGC:

<https://www.ecgc.in/>

<https://EXIMmitra.in/en/information-data-on-exports/country-rating>.

## 6. TRADE WITH COMMONWEALTH OF INDEPENDENT STATES (CIS)

The Commonwealth of Independent States (CIS) comprises the Russian Federation, Republic of Armenia, Republic of Azerbaijan, Republic of Belarus, Georgia, Moldova, Republic of Ukraine, Republic of Kazakhstan, Republic of Kyrgyzstan, Republic of Tajikistan, Republic of Turkmenistan and Republic of Uzbekistan. Data regarding bilateral trade with these countries is shown in the graph below:



Source: DGCI&S

## Trade with CIS

(Value in US\$ million)

Year	Exports	Imports	Total Trade	% Growth of Total trade	Trade Balance
2016-2017	2,793.95	9,322.76	12,116.7	27.95	(-)6,528.83
2017-2018	3,007.37	12,875.6	15,883	31.08	(-)9,868.24
2018-2019	3,467.04	9,442.97	12,910	-18.72	(-)5,975.93
2019-2020	4,191.84	11,916.5	16,108.4	24.77	(-)7,724.67
April-November 2020-21(Provisional)	2,459.72	5,398.92	7,858.64	-	(-)2,939.20

Source: DGCI&amp;S, Kolkata

The CIS region had a share of 1.41% in India's total export and 2.49% in its total import during 2020-21 (April-November).

The principal commodities of export to the CIS region include Pharmaceutical products, Electrical Machinery and equipment, Machinery and mechanical appliances, Organic chemicals, Coffee, Tea and Spices, Iron & steel, Vehicles other than railway or tramway rolling stock, Chemical products, Fish and crustaceans and Meat. Important items of import to India from CIS region are Mineral fuels and oils, Animal or vegetable fats and oils, Natural or cultured pearls, precious or semi-precious stone, Fertilizers, Paper and paperboard, Plastics, Iron & steel, Inorganic chemicals, Salt, Ores & Slag and ash.

### Russian Federation

The Russian Federation, constituting a major portion of the former USSR, continue to be India's most important trading partner in the region accounting for about 61.16% of India's total trade with CIS region in 2020-21 (April-November). Ministry of External Affairs is the Nodal Ministry for Inter-Governmental Commission (IGC) between India and Russian Federation. India and Russian Federation have a Joint Working Group on Trade and Economic Cooperation as well as a Sub-Working Group on Elimination of Barriers in Trade, Economic and Investment Spheres which is led by Department of Commerce.

### Central Asian Republics

Kazakhstan, Kyrgyzstan, Tajikistan, Turkmenistan, and Uzbekistan constitute the Central Asian Republics. Department of Commerce (DoC) is the Nodal Department for Inter-Governmental Commission (IGC) and Joint Commission Meeting (JCM) with Kyrgyzstan, Uzbekistan and Tajikistan respectively. Ministry of

External Affairs is the Nodal Ministry for IGC matters with Turkmenistan and Ministry of Petroleum and Natural Gas looks after IGC with Kazakhstan.

### Other CIS countries

Armenia, Azerbaijan, Belarus, Georgia, Moldova and Ukraine form this group. After Russia, Ukraine is India's second largest trading partner in the CIS region accounting for about 19.90% of India's total trade with CIS region during 2020-21 (April-November).

Department of Commerce is the Nodal Department for the Inter-Governmental Commission (IGC) with Azerbaijan. Department for Promotion of Industry and Internal Trade (DPIIT) is the Nodal Department for the Inter-Governmental Commission (IGC) with Belarus. Ministry of External Affairs is the Nodal Ministry for the Inter-Governmental Commission (IGC) matters with Armenia, Georgia and Ukraine. A proposal has been moved to constitute a new IGC with Moldova.

### Major initiatives in CIS region

Initiation of negotiations for Trade Agreement with Eurasian Economic Union (EAEU): EAEU consist of five countries; Russia, Kazakhstan, Belarus, Armenia and Kyrgyzstan. A meeting between Chief Negotiators of both the sides was held on 13<sup>th</sup> October 2020 to discuss the approaches and agenda for next Round of Negotiations for Trade Agreement in goods between India and EAEU. In the aforesaid meeting, both sides agreed to exchange broad list of goods which will be followed by a second round of meeting.

**(i) International North-South Transport Corridor (INSTC):** INSTC is an important initiative taken by India, Russia and Iran to promote transportation cooperation and to enhance their connectivity with

the Central Asian countries. There will be reduction of 30% in transportation cost and 40% in distance while sending cargo through this route. The 7<sup>th</sup> meeting of INSTC Coordination Council was held on 4<sup>th</sup> – 5<sup>th</sup> March 2019 in Tehran, wherein various issues relating to customs, shipping, road transport, banking and insurance were discussed. It was decided to use TIR and E-TIR mechanism among all members, to conduct a new test run along the corridor and to explore the possibilities of setting up a Multi Modal Joint Corporate to provide hassle free movement of the cargo. Keeping in view the strategic importance, it has been decided to include Chabahar Port into INSTC project and prepare a consensus among member States to get this issue included in the Agenda of the next INSTC meeting to be held in Baku.

**(ii) Initiation of Free Trade Agreement (FTA) with Georgia:** Joint Feasibility Study (JFS) Report on feasibility of FTA between India and Georgia has been completed in August 2018. The findings of the JFS report have been accepted by both the sides and on 11<sup>th</sup> January 2019 a protocol was signed jointly for commencing negotiations for FTA. The process is underway to commence the negotiations shortly.

**(iii) Joint Feasibility Study (JFS) for PTA with Uzbekistan:** A Joint Statement for launching Joint Feasibility Study (JFS) to explore the potential of a PTA between India and Republic of Uzbekistan was signed on 25<sup>th</sup> September 2019 in Tashkent. Upon completion of the JFS, negotiations for PTA would be taken up with the approval of the Government of both sides.



*The Union Minister for Railways and Commerce & Industry, Shri Piyush Goyal meeting the Minister of Industry of Belarus, Mr. Pavel Utipin, in New Delhi on 4<sup>th</sup> March 2020.*

## 7. TRADE WITH NORTH AMERICA FREE TRADE AGREEMENT (NAFTA) COUNTRIES

The North American Free Trade Agreement (NAFTA) came into effect in 1994, is one of the world's largest free trade zones consisting of the United States of America (USA), Canada and Mexico, which is now

rechristened as USMCA since 1<sup>st</sup> July 2020. India has a robust strategic partnership with the NAFTA countries and bilateral relations have always remained closer, warm and cordial. Regular high-level bilateral visits are taking place with these countries and leaders from both sides are resolved to expand and deepen the trade relationship. Bilateral trade in goods and

services have shown remarkable growth over the years. While India has an overall trade surplus in goods with NAFTA countries as a result of substantial trade surplus with USA, it has a trade deficit with Canada and Mexico. India also has trade surplus in services

with NAFTA countries.

The figures in respect of India's bilateral trade (exports and imports) in goods with NAFTA countries for the last 5 years are as follows:

(Values in US\$ Million)

Country	Trade Indicators	2015-16	2016-17	2017-18	2018-19	2019-20
Canada	Exports	2,019	2,004	2,506	2,851	2,852
	Imports	4,234	4,132	4,729	3,515	3,880
	<b>Total trade</b>	<b>6,253</b>	<b>6,136</b>	<b>7,235</b>	<b>6,367</b>	<b>6,732</b>
Mexico	Exports	2,865	3,461	3,783	3,842	3,624
	Imports	2,283	2,944	3,930	5,577	4,297
	<b>Total trade</b>	<b>5,148</b>	<b>6,405</b>	<b>7,713</b>	<b>9,419</b>	<b>7,921</b>
USA	Exports	40,340	42,217	47,882	52,406	53,089
	Imports	21,781	22,307	26,611	35,549	35,820
	<b>Total trade</b>	<b>62,121</b>	<b>64,524</b>	<b>74,493</b>	<b>87,956</b>	<b>88,909</b>
Total trade with NAFTA	Exports	45,224	47,682	54,171	59,099	59,564
	Imports	28,298	29,383	35,270	44,642	43,997
	<b>Total trade</b>	<b>73,522</b>	<b>77,065</b>	<b>89,441</b>	<b>103,741</b>	<b>103,561</b>
Share of India's trade with NAFTA countries (%)		<b>11.43</b>	<b>11.67</b>	<b>11.63</b>	<b>12.29</b>	<b>13.14</b>
Share of India's Exports to NAFTA countries (%)		<b>17.24</b>	<b>17.29</b>	<b>17.85</b>	<b>17.9</b>	<b>19.01</b>

Source: DGCI&S Kolkata

The figures in respect of India's bilateral trade (exports and imports) in goods with NAFTA countries for the 8 Months of FY 2020-21 (April- November) as compared to previous year is as follows:

NAFTA Merchandise Trade (April-November)								
Country	2019-20 (April-November)			2020-21(P) (April-November)			% Growth	
	Exports	Imports	Total Trade	Exports	Imports	Total Trade	Exports	Imports
CANADA	1,857.57	2,845.92	4,703.49	1,798.15	1,908.57	3,706.72	-3%	-33%
MEXICO	2,477.84	2,957.09	5,434.94	1,912.52	1,585.99	3,498.50	-23%	-46%
USA	35,588.19	25,126.82	60,715.01	31,343.39	16,305.32	47,648.71	-12%	-35%

Source: DGCI&S Kolkata

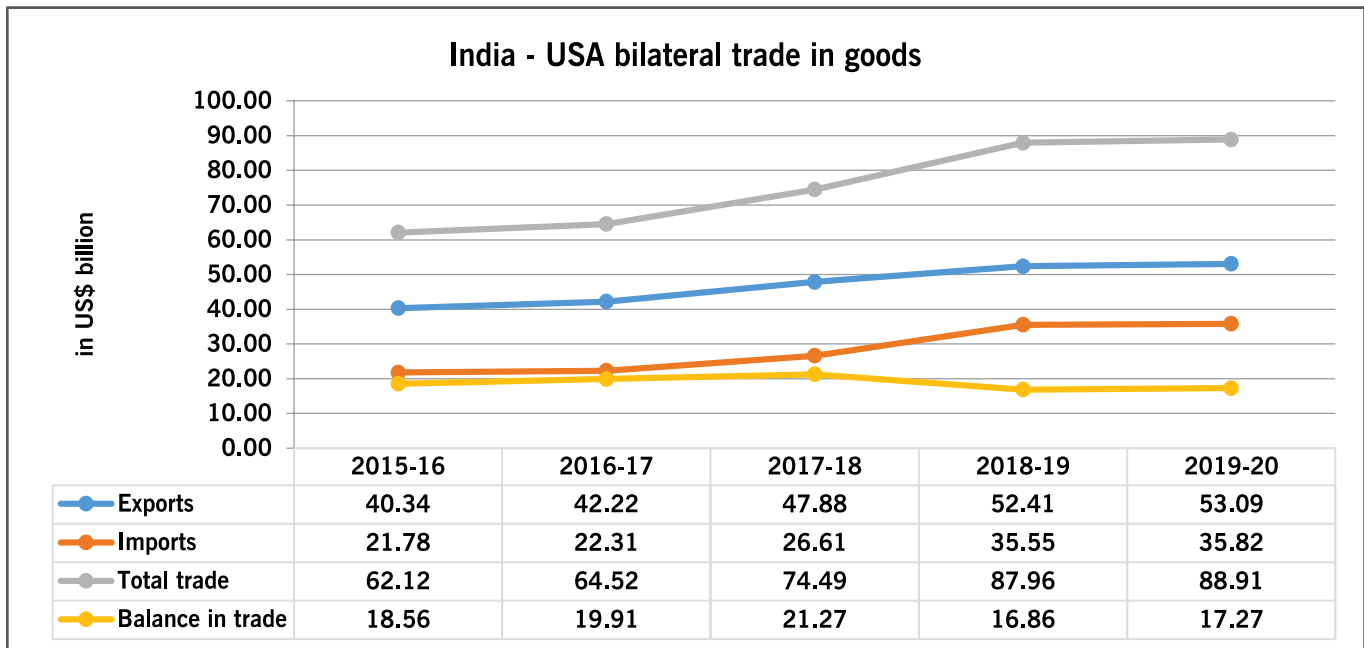
#### (A) USA

The total bilateral trade in goods and services has been increasing over the recent years, from US\$ 107 billion in 2014 to US\$ 146 billion in calendar year 2019. The U.S. continues to be the largest trade partner of India (goods and services combined). In the FY 2019-

20, India's merchandise export to the U.S. increased from US\$ 52.41 billion to US\$ 53.09 billion registering a marginal growth rate as compared to 2018-19, while imports from the U.S. increased from US\$ 35.5 billion in 2018-19 to US\$ 35.82 billion registering a marginal growth rate of 1%. Bilateral trade in services has increased over the years, from US\$ 37 billion in 2014 to US\$ 54 billion in 2019.

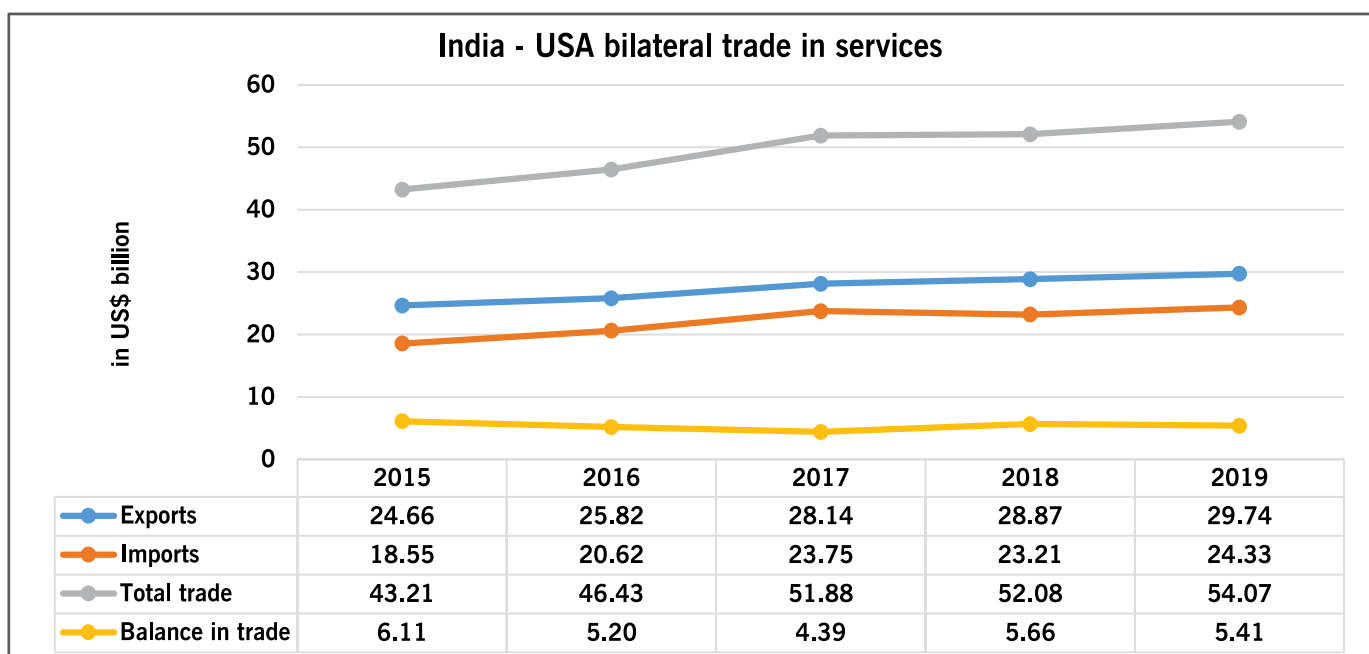
In the FY 2020-21, during the past 8 months (April-November), exports of goods declined from US\$ 35.58 billion (April-November 2019) to US\$ 31.34 billion in (April-November 2020), registering negative growth rate of (-)12 % primarily attributable to the pandemic;

while imports from U.S. declined substantially from US\$ 25.12 billion (April-November 2019) to US\$ 16.30 billion (April-November 2020) registering negative growth rate of (-)36 %.



India's trade in Services with USA stood at US\$ 54.1 billion in 2019. It can be observed that services exports to U.S. in the last 5 years witnessed a rise from US\$ 24.6 billion in 2015 to US\$ 29.7 billion in 2019, whereas services imports from U.S. increased from US\$ 18.5 billion in 2015 to US\$ 24.33 billion in 2019. In the first three quarters of 2020 (January-September), the

services exports to U.S. declined to US\$ 18 billion in 2020 (January-September) from US\$ 22 billion in 2019 (January-September), and imports from U.S. for the first three quarters of 2020 declined sharply to US\$ 13.5 billion from US\$ 18 billion in 2019 (January-September).



Source: US census Trade Bureau

There are primarily two institutional mechanisms, i.e., Commercial Dialogue and Trade Policy Forum, for the promotion of Trade and Investment between India and USA, which help in addressing the bilateral trade issues from time to time.

**India-US Commercial Dialogue and CEO Forum:** The 4<sup>th</sup> India – US Commercial Dialogue 2019 along with CEO Forum was held in New Delhi on 14<sup>th</sup> February 2019 chaired by the Commerce and Industry Minister, Government of India (GOI). The U.S. Secretary of Commerce participated through teleconference from the U.S during the meeting. The progress made in the Standard Cooperation, Tourism Cooperation and Business climate and Investment were assessed, both sides reiterated commitment to make meaningful progress to unlock new trade and investment opportunities for U.S. and Indian businesses. The India-US Joint Statement on Commercial Dialogue was issued expressing satisfaction at the conduct of the Commercial Dialogue. While the 5<sup>th</sup> CEO Forum was held on June 2020 virtually, the Commercial Dialogue 2020 is overdue. An intersessional bilateral meeting of Standard cooperation was held in September 2020, and both sides are working on to holding the Commercial Dialogue in due course.

**India-US Trade Policy Forum:** India-US Trade Policy Forum (TPF), announced in July 2005, is designed to expand bilateral trade and investment relations between India and the United States. This Forum has been instrumental in creating an institutional mechanism to resolve a host of trade issues, amicably, between the two nations. It has provided a good platform for interaction on market access to each other's commodities, sort out procedural bottlenecks, discuss investment opportunities and pursue collaboration in the areas of Intellectual Property Rights (IPRs). The 11<sup>th</sup> TPF meeting was held in October 2017 at Washington D.C. with its working groups on Trade and Market Access and Intellectual Property. The 12<sup>th</sup> TPF is overdue; however, both sides are currently focusing on the ongoing trade discussions to resolve

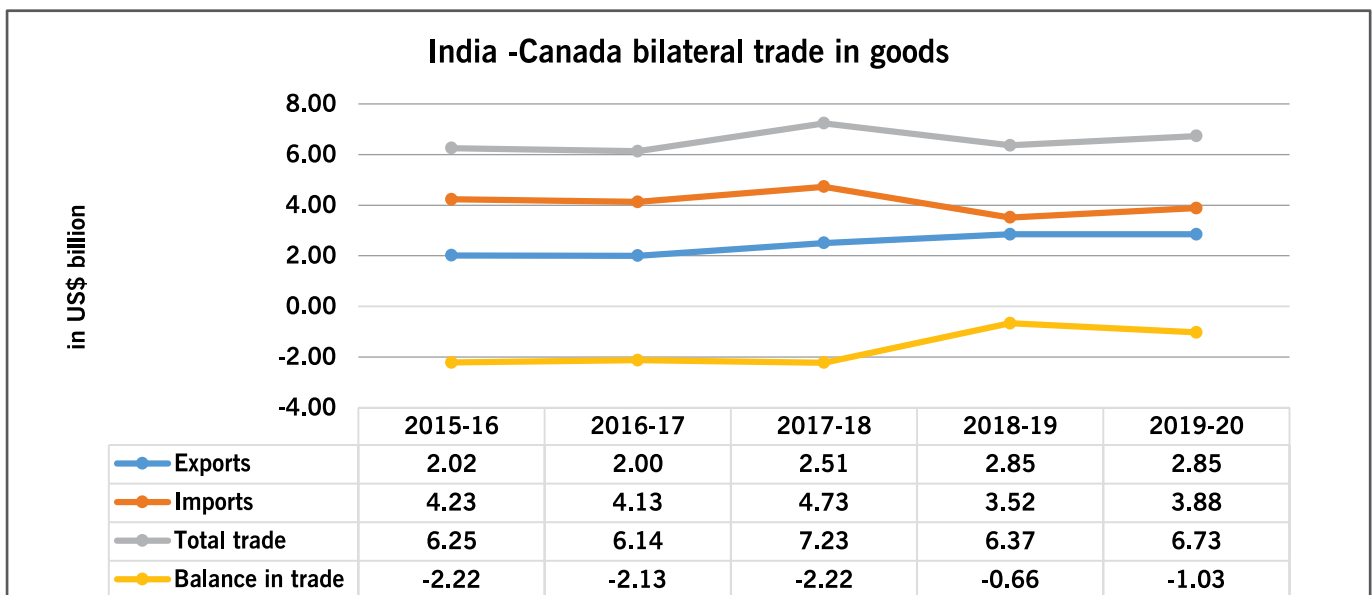
the outstanding issues.

**India-USA trade discussions:** India and USA are continuously engaged in the trade discussions for more than a year, to resolve the outstanding trade issues and to arrive at a shared understanding on a mutually beneficial basis. In the year 2019-20, Shri. Piyush Goyal, Hon'ble Commerce and Industry Minister led a trade delegation to the USA in September and November 2019 and discussed the outstanding trade issues with his counterpart Ambassador Robert Lighthizer, USTR (United States Trade Representative). The USTR official delegation also visited New Delhi thrice i.e., in July 2019, November 2019 and January 2020. Both sides are optimistic about resolving the outstanding trade issues and arrive at a trade deal to the mutual benefit of both countries.

## (B) Canada

Canada is an important partner of India in the NAFTA region with a mutual bilateral trade of US\$ 6-7 billion, which is much below the potential between the two robust economies. India's total bilateral merchandise trade with Canada increased registering a growth rate of 6% in FY 2019-20 as compared to FY 2018-19. Total bilateral trade in goods trade was US\$ 6.73 billion in 2019-20 (Export US\$ 2.85 billion & Import US\$ 3.88 billion) compared to US\$ 6.37 billion in 2018-19 (Export US\$ 2.85 billion & Import US\$ 3.52 billion). While India's export to Canada has remained stagnant in the FY 2019-20, India's import from Canada has shown a positive growth of 10.4 % in FY 2019-20.

In the FY 2020-21, during the past 8 months (April-November 2020), goods export to Canada declined marginally from US\$ 1.8 billion (April-November 2019) to US\$ 1.7 billion in (April-November 2020), registering negative growth rate of -3.2%, primarily attributable to the pandemic; while imports from Canada declined substantially from US\$ 2.8 billion (April-November 2019) to US\$ 1.9 billion (April-November 2020) registering negative growth rate of -32.4 %.

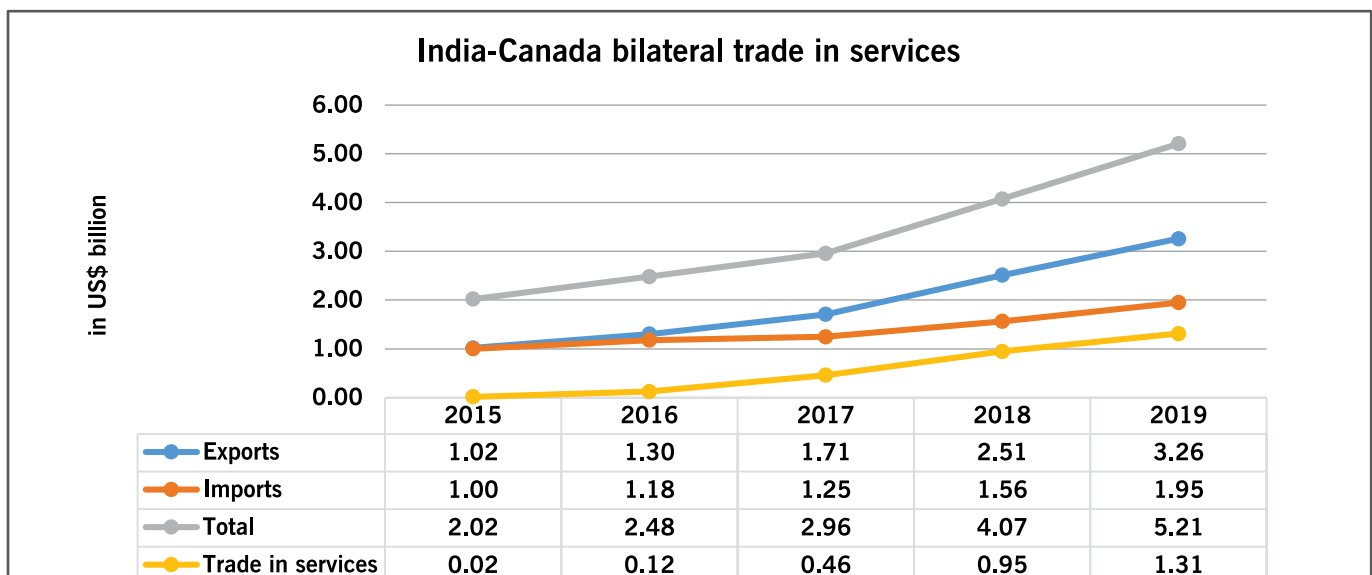


Source: DGCI&S Kolkata

On the services front, in 2019 India's services export to Canada stood at US\$ 3.26 billion, while services import from Canada stood at US\$ 1.95 billion.

Fig. depicts the trends of bilateral trade in services between India and Canada. It can be observed from this figure that services trade between India and Canada has witnessed an exponential rise over the

last few years and has grown from US\$ 2.02 billion in 2015 to US\$ 4.46 billion in 2019. In the FY 2020-21, services export to Canada declined from US\$ 2.19 billion (January-September 2019) to US\$ 1.62 billion (January-September 2020) and imports from Canada has fallen from US\$ 1.5 billion to US\$ 1.2 billion in 2020 during the same period.



Source: 150.Statcan.gc.ca

**India-Canada Annual Ministerial Dialogue:** The first Annual Ministerial Dialogue (AMD) on Trade and Investment between Canada's Minister of International Trade and India's Minister of Commerce and Industry was held at Ottawa in September 2010. The 4<sup>th</sup> India-Canada AMD was held on 13<sup>th</sup> November 2017 at New Delhi. The Indian Delegation was led by the Commerce

and Industry Minister, while the Canadian side was headed by their Minister for International Trade. The next AMD is overdue and both sides are working on the agenda and suitable time for the meeting.

In the year 2020, there has been multiple tele-conversations at the Ministerial level between Shri

Piyush Goyal, Hon'ble CIM and his counterpart Ms. Mary Ng, Canadian Minister, latest one held on 28<sup>th</sup> July 2020, wherein the outstanding bilateral trade issues were discussed by both sides. The discussion covered outstanding trade and investment-related issues and among other things, focused on expanding bilateral trade and having more B2B interface with the constitution of CEO Forum by Canada, holding the Annual Ministerial Dialogue and fast-tracking of Comprehensive Economic Partnership Agreement (CEPA) and Foreign Investment Promotion and Protection Agreement (FIPA) negotiations.

**India-Canada Comprehensive Economic Partnership Agreement (CEPA):** The India-Canada CEPA negotiations was formally launched in November 2010, following the release of the Canada-India Joint Study Report, in September 2010. The agreement covers Trade in Goods, Trade in Services, Rules of Origin, Sanitary and Phytosanitary Measures, Technical Barriers to Trade and other areas of economic cooperation. So far, ten rounds of Negotiations have been held till date, with the last round held in New Delhi in August 2017 followed by an inter-session meeting held in February 2018.

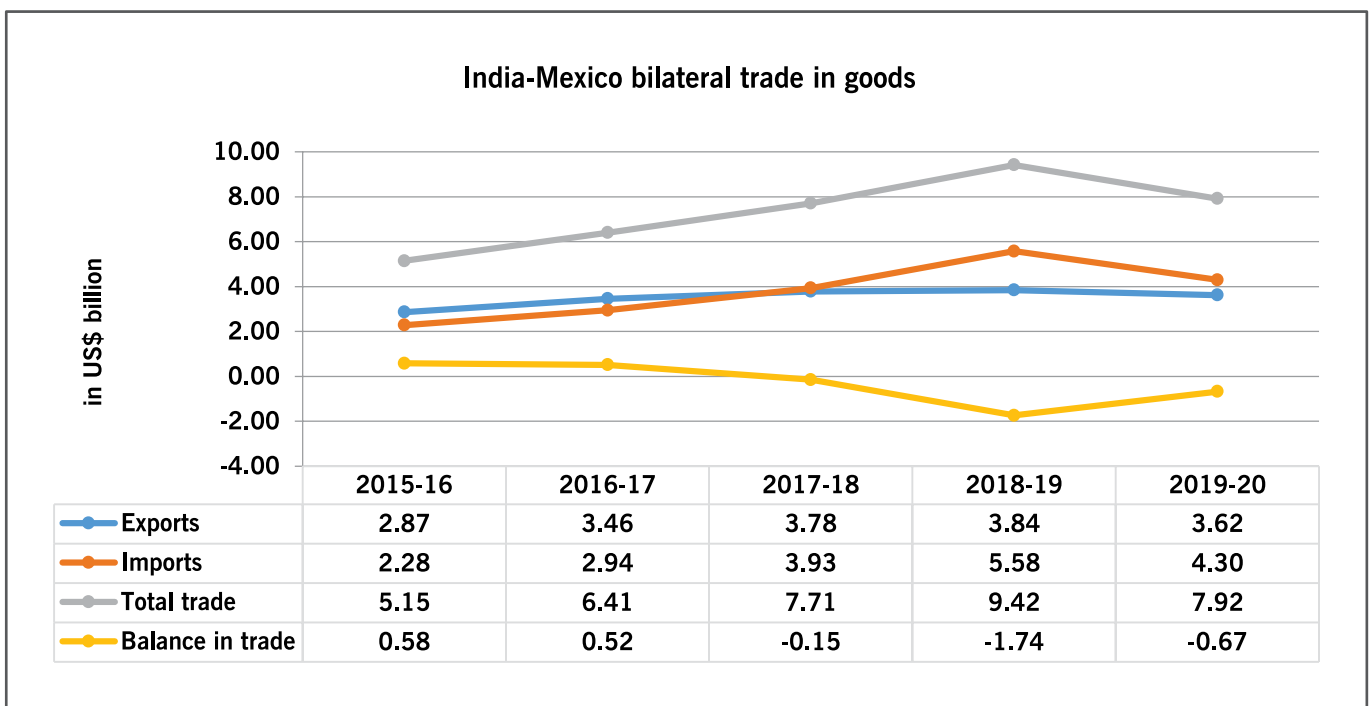
With an aim of fast-tracking the negotiations, a stocktaking CEPA and FIPA virtual bilateral meeting was held on 22<sup>nd</sup> July 2020 between Chief Negotiators of both sides and discussed the progress of CEPA

negotiations and the way forward. Subsequently, on 27<sup>th</sup> October 2020, a bilateral meeting was held and both sides have explored the option of CEPA early harvest / interim agreement covering priority and mutually beneficial areas as a first phase of CEPA. India has shared a scoping document with Canada on CEPA Early Harvest in November 2020.

### (C) Mexico

Mexico the most important trading partner of India in Latin America with the mutual bilateral trade of approx. eight billion in FY 2019-20 which is below the potential between two countries. India's total bilateral merchandise trade with Mexico registering negative growth rate of 16 % in FY 2019-20 as compared to FY 2018-19. Total bilateral trade in goods was US\$ 9.42 billion in 2018-19 (Export US\$ 3.84 billion & Import US\$ 5.58 billion) compared to US\$ 7.92 billion in 2019-20 (Export US \$ 3.62 billion & Import US \$ 4.30 billion).

In the current FY 2020-21, during the past 8 months (April-November), goods exports to Mexico declined from US\$ 2.47 billion (April-November 2019) to US\$ 1.91 billion (April-November 2020), registering a negative growth rate of (-)23 % primarily attributable to the pandemic. Imports from Mexico declined substantially from US\$ 2.95 billion (April-November 2019) to US\$ 1.58 billion (April-November 2020) registering negative growth rate of (-)46.3%.



Source: DGCI&S Kolkata

There has been an upward swing in the relations between the two countries after Prime Minister Narendra Modi's visit to Mexico in June 2016, when both countries decided to upgrade the bilateral relations to the level of "Strategic Partnership".

**India Mexico BHLG:** The Bilateral High-Level Group (BHLG) on Trade, Investment and Economic Cooperation mainly include promoting bilateral cooperation, maintaining liaison in the economic, commercial, technical and other related fields and information exchange. The 4<sup>th</sup> India - Mexico BHLG held in 2016 in Mexico. The BHLG helped in engaging with Mexico on many issues concerning trade and possibilities for partnerships in promoting investment in sectors like telecom, IT, Pharmaceutical, Tourism, etc.

The 5<sup>th</sup> Bilateral High-Level Group meeting (BHLG) on trade, investment and Cooperation was held virtually on 9<sup>th</sup> October 2020. Dr Anup Wadhawan, Commerce Secretary and Ms Luz María de la Mora, Vice-Minister for Foreign Trade of the Government of Mexico, co-chaired the meeting. Both sides discussed a number of bilateral ongoing and outstanding issues, ranging from Audio-visual Co-production, Bilateral Investment Treaty, market access for agricultural products, a cooperation framework on Sanitary and Phytosanitary (SPS) & Technical Barriers to Trade (TBT) measures between the two countries, co-operation in the Intellectual Property Rights, and exploring ways to promote tourism between India and Mexico. A joint statement was issued after the meeting to reiterate their commitments to enhance the trade relationship.

Two business to business MOUs were signed to foster the cooperation in the respective domains. A MoU between the Electronics & Computer Software Export Promotion Council (ESC) of India and the Mexican Chamber of Electronics, Telecommunications and Information Technologies (CANIETI) and a MoU between the Federation of Indian Chambers of Commerce and Industry (FICCI) and the Mexican Business Council of Foreign Trade, Investment and Technology (COMCE) for promoting the development of business relations between India and Mexico were signed in the BHLG meeting.

## 8. TRADE WITH OCEANIA REGION

The FT (Oceania) Division deals with India's bilateral

trade relations with Australia, New Zealand and 12 Pacific Small Islands Developing States (PSIDS) viz Fiji, Papua New Guinea, Kiribati, Micronesia, Marshall Islands, Nauru, Palau, Samoa, Solomon Islands, Tonga, Tuvalu and Vanuatu.

### Australia

#### India-Australia CECA negotiations

India is negotiating Comprehensive Economic Cooperation Agreement (CECA) covering trade in goods, services, investment and related issues. Nine rounds of negotiations have been held so far. The 1<sup>st</sup> round was held in July 2011 and 9<sup>th</sup> Round was held during 21<sup>st</sup>-23<sup>rd</sup> September 2015 in New Delhi.

Currently both sides are discussing re-engagement on CECA in mutually agreed way.

#### India-Australia Leaders' Virtual Summit

Hon'ble Prime Minister of India Shri Narendra Modi and the Hon Scott Morrison MP, Prime Minister of Australia jointly participated in an India-Australia Leaders' Virtual Summit on 4<sup>th</sup> June 2020. Affirming their commitment to strengthening India-Australia ties for the long term, they committed to elevate the bilateral Strategic Partnership concluded in 2009 to a Comprehensive Strategic Partnership (CSP). The two sides committed to encourage expanded trade and investment flows to the benefit of both the economies. In view of the remarkable growth in the trading relationship between India and Australia, both sides decided to re-engage on a bilateral Comprehensive Economic Cooperation Agreement (CECA), while suitably considering earlier bilateral discussions, where a mutually agreed way forward can be found. Both sides discussed the issue of taxation of offshore income of Indian firms through the use of the India-Australia Double Taxation Avoidance Agreement (DTAA) and sought early resolution of the issue.

#### India Australia Joint Ministerial Commission (JMC) meeting

The 16<sup>th</sup> India-Australia Joint Ministerial Commission (JMC) Meeting was held in New Delhi, India on 24<sup>th</sup> February 2020. The Session was co-chaired by Hon'ble CIM and Hon. Senator Simon Birmingham, Minister for Trade, Tourism and Investment, Government of Australia. Both the countries welcomed efforts to elevate the bilateral economic relationship. They

agreed to consider reviving the negotiations on the bilateral Comprehensive Economic Agreement (CECA). They also agreed to take forward the issue of harmonising standards and regulatory barriers for products of interest to both sides, in parallel.

### New Zealand

**India-New Zealand CECA negotiations:** India is negotiating Comprehensive Economic Cooperation Agreement (CECA) covering trade in goods, services, investment and related issues. Ten rounds of negotiations have been held so far. The 1<sup>st</sup> round was held in April 2010 and the latest round i.e. 10<sup>th</sup> round was held on 17<sup>th</sup> – 18<sup>th</sup> February 2015

in New Delhi.

**India New Zealand Joint Ministerial Commission (JMC) meeting:** The JMC meeting took place on 26<sup>th</sup> February 2020 in New Delhi. It was co-chaired by Shri Piyush Goyal, Hon'ble Minister for Railways, Commerce and Industries and Mr. David Parker, Hon'ble Minister of Trade and Export growth of New Zealand. Promoting Market Access and investments were the key issues discussed.

## 9. TRADE WITH EUROPE

FT-Europe Division deals with trade relations with the following countries of Europe

S. No.	Region and No. of Countries	Name of countries
1	European Union (EU) (28)	Austria, Belgium, Bulgaria, Croatia, Cyprus, Czech Republic, Denmark, Estonia, Finland, France, Germany, Greece, Hungary, Ireland, Italy, Latvia, Lithuania, Luxembourg, Malta, Netherlands, Poland, Portugal, Romania, Slovakia, Slovenia, Spain, Sweden and United Kingdom (From 1.1.2021, UK does not remain part of EU)
2	European Free Trade Association (EFTA) (4)	Iceland, Liechtenstein, Norway and Switzerland
3	Other European countries (6)	Albania, Bosnia-Herzegovina, Macedonia, Serbia, Montenegro and Turkey

During 2020-21 (April-November), total bilateral trade with Europe stood at US\$ 64.69 billion, registering a decline of 28.55% over the corresponding period of previous year. Exports to Europe decreased by 21.07% from US\$ 40.59 billion in 2019-20 (April-November) to US\$ 32.03 billion in 2020-21 (April-November). Imports from Europe decreased by 34.63% from US\$ 49.96 billion in 2019-20 (April-November) to US\$ 32.66 billion in 2020-21 (April-November) (Source: DGCI&S).

### European Union (EU)

The EU as a bloc of 28 countries (27 Countries from 1.1.2021 post exit of UK) is an important trading partner of India. During 2020-21 (April-November), total bilateral trade with the EU stood at US\$ 54.04 billion, registering a decline of 23.98% over the corresponding period of previous year. Exports to EU decreased by 20.74% from US\$ 35.92 billion in 2019-20 (April-November) to US\$ 28.47 billion in 2020-21 (April-November). Imports from EU decreased by 27.29% from US\$ 35.16 billion in 2019-20 (April-November) to US\$ 25.57 billion in 2020-21 (April-

November) (Source: DGCI&S).

Important issues in India's trade with the EU are sanitary and phyto-sanitary standards, technical barriers, complex system of quota/tariff, anti-dumping/anti-subsidy measures against Indian products, etc. These issues have a bearing on market access for India's exports to the EU. These issues are regularly taken up in the Joint Working Groups and the Sub-Commission on Trade. Issues affecting trade with individual European countries are also taken up at the bilateral fora in the form of Joint Commissions and bilateral meetings.

15<sup>th</sup> India-EU Summit represented by the Hon'ble Prime Minister and President of European Commission was held virtually on 15.7.2020. In this summit, among various other important decisions, the Leaders adopted "India-EU Strategic Partnership: A Roadmap to 2025" to guide cooperation between India and the EU over the next five years. The leaders agreed to further develop their trade and investment relations to unleash their full potential particularly in the context of post COVID-19 economic recovery and support sustainable growth and jobs on both sides. They also

agreed to establish a regular High Level Dialogue at ministerial level to provide guidance to the bilateral trade and investment relations and to address multilateral issues of mutual interest. This High Level Dialogue would be apex institutional mechanism for India-EU bilateral trade and investment relations and would be fed by India-EU Joint Commission, Sub-Commission on Trade, various JWGs and TWGs. The first Session of High Level Dialogue is scheduled for 22<sup>nd</sup> January 2021.

The last meeting of India-EU Sub Commission on Trade was held on 19.11.2020 through virtual mode which was co-chaired by Joint Secretary (FT Europe) and all bilateral market access concerns were discussed.

### India-EU BTIA negotiations

#### (i) Background

In September 2005, the 6<sup>th</sup> India-EU Summit held in New Delhi decided to establish a High-Level Trade Group (HLTG) to explore ways and means to broaden the economic relationship and explore possibility of a trade and investment agreement, viz., Broad-based bilateral Trade and Investment Agreement (BTIA). In pursuance of the recommendations of the HLTG to enter into negotiations for the agreement, 16 rounds of negotiations took place between India and EU from 2007 till 2013. However, the negotiations could not be concluded.

Efforts have been initiated since 2016, to discuss the sensitivities of both the sides and to engage constructively for re-initiation of the negotiations and 8 stock taking meetings at the level of Chief Negotiators have been held since then.

Further, a Meeting between Commerce Secretary and Director General (Trade) of EU was held on 15<sup>th</sup> November 2018 in Brussels and way forward was discussed for India-EU BTIA. The meeting brought out necessity to take stock of unfulfilled ambitions on both sides and balance the sensitivities that exist. Thereafter, Chief Negotiator's for India & EU met on 5<sup>th</sup> July 2019 in Brussels, in the sidelines of India-EU Joint Economic Commission meeting and agreed for working through a DVC route on all the alternate tracks. DVCs on trade in goods & services was conducted in June 2019, followed by DVC on Government Procurement in November 2019, GI and IPR in December 2019 and on Sustainable Development in January 2020, respectively.

#### (ii) Present status

India and EU are working for an interim Early Harvest Agreement covering tariff concession on certain priority goods lines and market access commitments on select services, as an initial step towards the comprehensive BTIA.

#### European Free Trade Agreement (EFTA)

EFTA Trade bloc consists of Switzerland, Norway, Iceland and Liechtenstein. During 2020-21 (April-November), total bilateral trade with EFTA stood at US\$ 7.28 billion, registering a decline of 49.27% over the corresponding period of previous year, which was US\$ 14.35 billion. Exports to EFTA decreased by 3.05% from US\$ 1.13 billion US\$ in 2019-20 (April-November) to US\$ 110 billion in 2020-21 (April-November). Imports from EFTA decreased by 53.24% from US\$ 13.22 billion in 2019-20 (April-November) to US\$ 6.18 billion in 2020-21 (April-November).

#### India-EFTA TEPA negotiations

India and EFTA had initiated a dialogue on Trade and Economic Partnership Agreement (TEPA) in October 2008. Negotiations are held in 14 tracks/chapters viz. Trade in Goods, Trade in Services, Rules of Origin, Intellectual Property Rights, Sanitary and Phyto-sanitary Measures, Technical Barriers to Trade, Government Procurement, Dispute Settlement, Competition, Trade Facilitation, Investment, Sustainable Development, Legal and Horizontal Provisions and Trade Remedies, which both sides are committed to conclude in a time-bound manner. So far, 17 rounds of negotiations have been held. The last round was from 18<sup>th</sup> to 21<sup>st</sup> September 2017. Thereafter discussions at the level of Chief Negotiators and respective track leads on various outstanding issues in tracks viz. Rules of Origin, Trade in Goods, Trade in Services, IPR and SBS/TBT etc. have been held through Digital Video Conferencing during October-December 2018, October-November 2019 and March 2020. India is committed to a balanced and mutually beneficial agreement with EFTA.

#### India-UK

India is also engaged with the UK for a Trade Partnership as it would assume charge of its international trade policy post Brexit.

### Other European countries

During 2020-21 (April-November), total bilateral trade with other European Countries stood at US\$ 3.37 billion, registering a decline of 33.93% over the corresponding period of previous year. Exports to other European Countries decreased by 30.24% from US\$ 3.53 billion in 2019-20 (April-November) to US\$ 2.46 billion in 2020-21 (April-November). Similarly, Imports decreased by 42.22% from US\$ 1.57 billion in 2019-20 (April-November) to US\$ 0.91 billion in 2020-21 (April-November) (*Source: DGCI&S*).

### Institutional mechanism

India has established Institutional mechanism with several European countries viz. UK, France, Spain, Italy, Portugal, Belgium-Luxembourg, Switzerland, Czech Republic, Slovak Republic, Serbia, Croatia, Slovenia, Austria,, Bulgaria, Bosnia & Herzegovina, Cyprus, Finland, Greece, Romania and Turkey as well as the EU.

In the year 2020-21 (Upto November 2020), meetings of following Joint Commissions/Sub-Commission have held:

S. No.	Joint Commission	Co-chairs	Venue & Date
1	14 <sup>th</sup> Meeting of the India-UK Joint Economic and Trade Committee (JETCO)	Shri Piyush Goyal, Hon'ble Minister of Commerce & Industry and the Rt. Hon'ble Elizabeth Truss MP, Secretary of State for International Trade.	24 <sup>th</sup> July 2020 in virtual mode
2	India-EU Sub-Commission on Trade.	Ms. Nidhi Mani Tripathi, Joint Secretary, Department of Commerce and Ms. Ewa Synowiec, Director, DG Trade, EU	19 <sup>th</sup> November 2020 in virtual mode
3	India-France Joint Committee	Shri Hardeep Singh Puri, Hon'ble Minister of State for Commerce & Industry and Mr Franck Riester. Minister in the Ministry of Europe and External Affairs, in charge of External Trade and Attractivity	27 <sup>th</sup> November 2020 in virtual mode

*Ministerial meeting between India and UK to discuss the enhanced Trade Partnership held on 09.11.2020*

### Other bilateral engagements (at Ministerial level)

Hon'ble Commerce and Industry Minister engaged as under:

- ◆ Telecon with UK's Secretary of State for International Trade Ms. Elizabeth Truss on 17<sup>th</sup> April 2020 and a virtual meeting on 9<sup>th</sup> November 2020
- ◆ Telecon with Chief Economic Advisor to the German Chancellor, Prof. Lars Hendrik Roller on 3<sup>rd</sup> April 2020, 9<sup>th</sup> April 2020, 24<sup>th</sup> April 2020 and 5<sup>th</sup> May 2020
- ◆ Telecon with Netherlands' Minister for Foreign Trade and Development Cooperation Ms. Sigrid Kaag on 11<sup>th</sup> May 2020
- ◆ Telecon with Swedish Minister for Foreign Trade Ms. Anna Hallberg on 26<sup>th</sup> May 2020
- ◆ Virtual meeting with Italy's Minister of Foreign Affairs and International Cooperation, Mr. Luigi Di Maio on 2<sup>nd</sup> November 2020
- ◆ Virtual meeting with Finland's Minister of Development Cooperation and Foreign Trade Mr.

Ville Skinnari, of Finland on 7<sup>th</sup> December 2020

- ◆ Virtual meeting with Vice-President of the Swiss Federal Council and Head, Federal Department of Economic Affairs, Education, and Research Mr. Guy Parmelin on 8<sup>th</sup> December 2020
- ◆ Virtual meeting with Swedish Minister for Foreign Trade Ms. Anna Hallberg on 11<sup>th</sup> December 2020
- ◆ Virtual meeting with UK's Secretary of State Ms. Eligabeth Truss, along with Business Forum Members on 14<sup>th</sup> December 2020

Hon'ble Minister of State (Commerce & Industry) Sh. Hardeep Singh Puri had a virtual meeting with UK's Minister for International Trade Mr. Ranil Jayawardena on 9<sup>th</sup> June 2020, 15<sup>th</sup> July 2020, 2<sup>nd</sup> September 2020 and 21<sup>st</sup> October 2020.

### Other important activities

Virtual Meetings with the Commercial Wings/Economic Wings in Indian Missions of following European Countries were held to discuss priority areas namely Trade, Tourism and Technology:

S.No.	Countries covered	Chaired by/Date
1	Germany, Belgium, Netherlands, Italy and Poland	JS(FT-Europe) 14 <sup>th</sup> May 2020
2	UK, Switzerland, France, Turkey and Spain.	JS(FT-Europe) 15 <sup>th</sup> May 2020
3	EU Mission in Eol, Belgium (Brussels).	JS(FT-Europe) 4 <sup>th</sup> August 2020
4	Albania, Bosnia & Herzegovina, Bulgaria, Croatia, Czech Republic, Estonia, Hungary, Latvia, Lithuania, North Macedonia, Montenegro, Poland, Romania, Serbia, Slovakia and Slovenia.	JS(FT-Europe) 15 <sup>th</sup> September 2020

## 10. INTERNATIONAL TRADE ORGANIZATIONS

### WTO and related issues

India is one of the founding members of the WTO and a strong supporter of rules-based, inclusive, open, fair and transparent multilateral trading system that works on the principle of consensus-based decision making. India's position on the major issues being deliberated at the WTO is as follows:

#### (i) WTO reforms

Discussion on reforms to strengthen and modernize WTO has been taking place in various forums for the past several years. The agenda for the WTO reforms had been driven by the developed countries, which

mainly include the trilateral initiative (EU, US and Japan) and the Canadian initiative (with a group of 13 countries Australia, EU, Singapore, Switzerland, Mexico, Brazil, Chile, Kenya, New Zealand, Norway, Japan and Korea). Some of the major areas of reforms proposed in these initiatives include enhanced transparency, differentiation, rule-making to address gaps, flexibility in negotiations and addressing the dispute settlement body issue.

India, along with several other developing countries, submitted a reform paper at the WTO highlighting the interests and concerns of developing countries. The key aim of the proposal has been to bring balance in the ongoing discussions on WTO reforms

by re-affirming the importance of development and promote inclusive growth. The broad elements of the proposal include: (i) Preserving the core values of the Multilateral Trading System; (ii) Resolving the impasse in the Dispute Settlement System; (iii) Safeguarding development concerns; and (iv) Transparency and Notifications.

## **(ii) Agriculture**

In agriculture, India along with many other developing countries, have been demanding a permanent solution on the issue of public stockholding for food security purposes. This has assumed a greater importance in the wake of the ongoing pandemic, as the government need to distribute larger amounts of food grains under the public distribution programmes for ensuring food security of the masses. In addition, India along with the G-33 (a group of developing countries in the WTO) has been demanding for a special safeguard mechanism for protection of the farmers in the developing countries from sudden import surges and price drops.

India has also been raising the issue of imbalances and asymmetries in the existing Agreement on Agriculture and their implications for developing countries. India's various submissions at the WTO, inter alia, highlight these asymmetries and seek resolution for creating a level-playing field for the developing countries.

## **(iii) Special and differential treatment provisions**

The wide gaps in the economic indicators of developing members vis-a-vis developed members necessitate providing adequate policy space to the developing countries for meeting the challenges of rapid globalization. The special and differential treatment provisions help in providing this policy space to the developing countries by allowing them the flexibilities in implementation of various WTO rules. However, developed countries through specific proposals by the United States are seeking to move out developing countries like India from the coverage of the special and differential treatment provisions, which are embedded in the WTO rules.

The demands by developed countries for graduation of developing countries at the WTO have failed to appreciate that the developing countries have achieved the treaty embedded rights after arduous negotiations and by giving concessions to developed members in areas of their interests. Moreover, such

graduation can only be justified when members are on equal footing, which is not the case at present. India has been making continuous efforts for preservation of these provisions through various submissions at the WTO and countering the one-sided narrative. The objective is to achieve a level playing field in the negotiations and the outcomes at the WTO.

## **(iv) Appellate body crisis**

The WTO Appellate Body is a permanent body intended by the DSU (Dispute Settlement Understanding) to resolve appeals on issues of law. The Appellate Body is ordinarily composed of seven members having a four-year term, with the possibility of one reappointment.

Since July 2017, the United States has been stalling Appellate Body appointments on the pretext that it has not been functioning in accordance with the DSU. The stalling of appointments has been dubbed as the 'Appellate Body crisis', since with fewer than three members to hear any appeal, the Appellate Body will not be able to function as mandated under the DSU.

The quorum of three members in Appellate Body (AB) to hear an appeal is not available since 10<sup>th</sup> December 2019. The AB had suspended work on the nine pending appeals which were filed prior to 10<sup>th</sup> December 2019. The appeals filed after 10<sup>th</sup> December 2019 could also not be heard. The suspended appeals include India's two disputes - DS541 (dispute challenging India's exports subsidies filed by the United States) and DS518 (dispute challenging India's safeguards measures filed by Japan) where India is the respondent; and one dispute - DS510 (India's dispute against the United States on their renewable energy programmes) where India is the complainant.

India has co-sponsored two proposals for reviving the Appellate Body during the Informal Process that was held on the side lines of the General Council for this purpose. India has been arguing for the need to restore the two-stage dispute settlement system of the WTO.

## **(v) Electronic commerce**

Electronic Commerce or E-Commerce entered the WTO discourse in 1998 with an exploratory and non-negotiating mandate under the Work Programme on E-Commerce. Through the efforts of various countries at the Eleventh Ministerial Conference of the WTO (MC11) in December 2017, it was decided to, inter alia,

continue with the exploratory and non-negotiating mandate of the Work Programme on E-commerce.

In response to the failure to obtain a multilateral mandate for rule-making in e-commerce, in January 2019, a Joint Statement on E-Commerce was issued on behalf of around seventy WTO members supporting rule-making on E-commerce. India has not joined the said plurilateral initiative.

In the meeting of the Council for Trade in Services in July 2020, India welcomed the General Council Decision of December, 2019 calling upon the WTO Members to reinvigorate engagement under the exploratory and non-negotiating mandate of the 1998 Work Programme on E-Commerce at the WTO and reiterated its serious concerns on the parallel discussions on E-Commerce under the Joint Initiative.

India, at this time, maintains that members first need to develop a comprehensive understanding on the issues related to e-commerce including its scope and definition and focus on improving domestic physical and digital infrastructure, creating supportive policy and regulatory frameworks and developing digital capabilities to bridge the digital divide and enable shared benefits of digitalization.

#### **(vi) Moratorium on imposition of Customs duties on electronic transmissions**

India and South Africa made a joint submission under the Work Program on E-Commerce titled, 'The E-Commerce Moratorium: Scope and its Impact' in March 2020, which, inter alia, demonstrates that reconsideration of the moratorium is important for developing countries to preserve policy space for their digital advancement. India, along with South Africa, had also made submissions in July 2018 and June 2019 on the key issues associated with the implementation of the e-commerce moratorium.

India maintains that a comprehensive understanding of the key issues associated with the e-commerce moratorium will allow WTO members to take an informed decision on this subject at MC12 and that this understanding will only come by re-invigorating engagement under the 1998 Work Programme on E-Commerce which has regularly been affirmed by all members.

#### **(vii) Discussions on Domestic Regulations (DR) at WTO**

Disciplines on domestic regulations are a key to ensuring ease, transparency and predictability in services trade. India has been making efforts to reinvigorate discussions on disciplines on domestic regulations in the Working Party on Domestic Regulations (WPDR) at the WTO.

India has been trying to draw attention of the WTO members to the imperative of disciplines on movement of service providers and qualification requirements and procedures, the lack of progress on which is adversely impacting the realisation of the full potential of services trade across all the modes. India has tabled two proposals in the WPDR in December 2018 and March 2019 to emphasize these issues.

#### **(viii) LDC services waiver and implementation of the preferences notified by India**

India notified its preferential treatment to services and service suppliers of Least Developed Countries (LDCs) in September 2015.

India is the only WTO member which has committed a waiver of visa fees under the LDC Services Waiver for all LDC applicants applying for Indian Business and Employment visas during the full duration of the waiver.

With reference to technical assistance and capacity building, at least 25 percent of all technical assistance and capacity building opportunities is earmarked by the Indian Ministry of External Affairs for LDCs under LDC Services waiver.

Further, market access commitments in various sectors and sub-sectors and access for a number of categories of Mode 4 professionals, have been provided to the LDCs.

#### **(ix) Implementation of Trade Facilitation Agreement (TFA)**

As a part of India's commitment under the TFA (under Article 23.2 of the TFA), National Committee on Trade Facilitation (NCTF) was set up to facilitate both domestic coordination and implementation of the provisions under the Chairmanship of the Cabinet Secretary.

NCTF is a three-tiered body – NCTF as the apex body, Steering Committee jointly chaired by Secretary, Revenue and Secretary, Commerce at the mid-level and 5 Adhoc Working Groups at the lower level to deal with specific issue of time release study, infrastructure up gradation, legislative issues, outreach program and issues related to Participating Government Agencies (PGAs).

India has been making proactive strides in TFA implementation under the overall guidance of the NCTF. While India's TFA commitments breakup stands at 72.3% for category 'A' and 27.7% for category 'B', many of the category 'B' commitments, which are otherwise due by 2022, have already been fulfilled viz. Establishment of a Single Window (Article 10.4), Risk Management for clearance of goods (Article 7.4), usage of Post Clearance Audit in risk management (Article 7.5.4), etc. This reflects India's commitment towards facilitation of trade with an emphasis to transparency and openness.

In order to optimize the gains of Trade Facilitation, National Trade Facilitation Action Plan (NTFAP) for 2017-2020 containing specific activities to further ease out the bottlenecks to trade was prepared. The action points in the Plan is mapped to the WTO Trade Facilitation Agreement (TFA) Articles and aligned to our policy objectives on improving the Ease of Doing Business. It includes 90+ Trade Facilitation activities with definite timelines for their implementation. Each activity is associated with a principal agency responsible for its implementation in strict timelines - short term (up to 6 months), mid-term (6-18 months) and long term (18-36 months). Most of the activities are TFA plus.

For the period 2020 to 2023, a new NTFAP is under preparation with a vision to take additional reforms to bolster trade facilitation efforts and transform the cross-border clearance eco-system through efficient, transparent, risk-based, coordinated, digital, seamless and technology-driven procedures. These would be supported by state-of-the-art seaports, airports, land border crossings, rail, road and other logistics infrastructure.

### India's WTO Disputes position

India currently has 15 WTO disputes which are pending at various stages of settlement (8 with the

United States, 2 with Japan and one each with Brazil, Australia, Guatemala, EU and Taiwan).

### Disputes with the United States where India is a complaining party (4 cases)

#### (i) DS436 (Countervailing duty by United States on Indian steel products)

India, in 2012, had challenged countervailing duties imposed by the United States on some steel products exported from India. The Dispute Settlement Body (DSB) in July 2014 at the Panel stage and in December 2014 at the Appellate stage made major recommendations in favour of India whereby the United States was required to amend its Anti-subsidy law suitably. The US was given time till 18<sup>th</sup> April 2016 for compliance. However, the US has not amended its domestic law so far but only agreed that it will conduct future investigations as per the recommendations of DSB. India has initiated Compliance proceedings to prove that the US' compliance is short of recommendations of DSB. The Compliance Panel in its report circulated to members of WTO on 15<sup>th</sup> November 2019 has, inter-alia, ruled that the US' failure to amend its domestic law is inconsistent with recommendations of DSB. India has also won on injury claims. However, the US had informed the DSB of its decision to file appeal against the Panel's report. India and the US have submitted a Joint Communication dated 14<sup>th</sup> January 2020 to DSB where they have reserved their rights to file appeal or ask for adoption of Panel and Appellate Body report.

#### (ii) DS-503 (Measures by US concerning non-immigrant visas)

India, in March 2016, challenged certain measures of the US, viz. (a) increased fees on certain applicants for L-1 and H-1B categories of non-immigrant visas, and (b) numerical commitment for H-1B visas. The measures require applicants of non-immigrant visas to pay higher filing fee and fraud prevention and detection fee under certain specified circumstances. India claimed that the measures were inconsistent with the provisions of General Agreement on Trade in Services and the Annex on Movement of Natural Persons Supplying Services. Consultations were held with the US in 2016 but these failed to resolve the dispute. India did not proceed further in the dispute on the advice of the industry.

**(iii) DS-510 (Sub-Federal Renewable energy programmes of US)**

India, in September 2016, had challenged 11 sub-federal level schemes of the US in Renewable Energy sector wherein incentives were being provided for use of domestic content. India claimed that these measures were in violation of Article III (National Treatment Principle) of GATT 1994, WTO Agreement on Subsidies and Countervailing Measures (ASCM) and Trade Related Investment Measures (TRIMs). The Panel report issued on 27<sup>th</sup> June 2019 ruled in India's favour in so far as Article III, GATT is concerned. However, the US has appealed against the Panel's report on 15<sup>th</sup> August 2019. India has also filed cross appeal on 20<sup>th</sup> August 2019. The appeal proceedings are under suspension due to non-functioning of Appellate Body.

**(iv) DS-547 (Certain measures by US on Steel and aluminium products)**

India in May 2018 challenged United States' unilateral measures of imposition of additional duty of 25% on steel and 10% on aluminium products under Section 232 of the United States Trade Expansion Act. The United States claimed that these measures have been imposed under 'Security Exceptions', but India perceives these measures to be safeguard and protectionist measures covered under the WTO's Agreement on Safeguards. After composition of dispute settlement Panel, First Substantive Meeting of parties with panel was held between 31<sup>st</sup> October-1<sup>st</sup> November 2019 but second meeting has not been held so far due to COVID-19 crisis. The Panel had sought parties' views if the current situation will allow the meeting in the fall of 2020.

**Disputes with the United States where India is a responding party (4 cases)****(v) DS-430: (Prohibition by India on import of poultry and poultry products)**

The United States had challenged in 2012 the import prohibition by India on certain poultry and poultry products due to concerns relating to avian influenza virus. The DSB ruled against India in 2014 at the Panel stage and in 2015 at the Appellate stage, saying that India's import prohibition was inconsistent with WTO norms. The US alleged delay in compliance with DSB recommendations and approached Arbitrator under Article 22.6 of Dispute Settlement Understanding

(DSU) to retaliate against India. India on its part invoked Compliance proceedings in April 2017 under Article 21.5 of DSU to prove that it has complied fully with the recommendations of DSB. The Arbitrator's Report and the Compliance Panel's Report are ready to be released, but both sides have mutually agreed to defer the release of the respective reports, so as to settle the matter amicably. As per the recent timelines agreed between the two parties, the Arbitrator's report expected to be released on 15<sup>th</sup> January 2021 and the Compliance Panel report on 5<sup>th</sup> February 2021.

**(vi) DS-456 (India's measures relating to solar cells and solar modules under national solar mission dispute)**

The United States in 2013 had challenged India's Domestic Content Requirements (DCR) in Jawaharlal Nehru Solar Mission w.r.t. solar cells and modules. The DSB ruled in favour of the US in February 2016 at Panel stage and in September 2016 at the Appellate stage. India received Reasonable Period of Time of 14 months (i.e. till 14<sup>th</sup> December 2017) for compliance. On 14<sup>th</sup> December 2017, India informed DSB that it has complied with its recommendations. On 19<sup>th</sup> December 2017, the US initiated Arbitration proceedings saying that India did not fully comply with the recommendations of DSB. India in January 2018 initiated Compliance proceedings to prove that it has fully complied. Both sides have not initiated further proceedings against each other.

**(vii) DS-541 (India's export promotion schemes)**

The United States in March 2018 had challenged certain export promotion schemes of India viz. Merchandise Exports from India scheme, Export Oriented Units scheme and sector specific schemes, including Electronics Hardware Technology Parks scheme; Special Economic Zones; Export Promotion Capital Goods Scheme and Duty-Free Imports for Exporters Programme. The United States alleged that as these export subsidy schemes create an uneven playing field for other competitors, they are in violation of the agreement on subsidies and Countervailing Measures (ASCM). The Panel in its report circulated to members of WTO on 31<sup>st</sup> October 2019 ruled that India's subsidy schemes are inconsistent with WTO norms. India has appealed the panel report on 19<sup>th</sup> November 2019. However, the appeal proceedings are in suspension due to non-functioning of the Appellate Body.

**(viii) DS-585 (Additional duties on certain products from the US)**

The United States on 3<sup>rd</sup> July 2019 had filed a dispute against India's imposition of retaliatory duties on 28 products originating or exported from US. India imposed retaliatory duties on US w.e.f. 16<sup>th</sup> June 2019 in response to the additional duties imposed by the US on certain steel and aluminium products exported from India accruing an additional revenue of US\$ 217 million per annum. The US claimed that India's retaliatory duties violate the MFN principle enshrined in Art 1 of GATT 1994 as well as its bound tariff commitments. US also filed similar disputes against China, EU, Turkey and Russia for having imposed retaliatory tariffs on US. A Dispute Settlement Panel has been composed on 7<sup>th</sup> January 2020. India filed its first written submissions on 30<sup>th</sup> April 2020 and also requested for a preliminary ruling by the Panel. The panel had decided to postpone the first substantive meeting scheduled on 12<sup>th</sup> May 2020 till COVID-19 situation improves.

**Disputes with other WTO members****(ix) DS-518 (India safeguard measures on import of iron and steel products) complainant – Japan**

Japan in December 2016 had challenged safeguard measures imposed by India on import of iron and steel products. The Panel report was circulated on 6<sup>th</sup> November 2018 which went in favour of Japan on most of the issues. As the safeguard measures imposed by India ceased to exist after 13<sup>th</sup> March 2018, India's suggestion of not adopting the Panel report was not agreed to by Japan. In view of various systemic and legal issues, which may affect future safeguard investigations to be carried out by India, it was decided to file an appeal against the panel report. Accordingly, India filed an appeal on 14<sup>th</sup> December 2018. The Appeal proceedings are in suspension due to non-functioning of the Appellate Body.

**(x-xii) DS579, DS580 and DS581 (India-Measures concerning Sugar and Sugarcane)- Complainants are Brazil, Australia and Guatemala, respectively**

Brazil, Australia and Guatemala have filed separate WTO disputes against India's domestic support measures and alleged export subsidies provided to its sugarcane farmers and sugar industry. Consultations were held with Brazil and Australia during 15<sup>th</sup> – 17<sup>th</sup> April 2019 and with Guatemala on 22<sup>nd</sup> -23<sup>rd</sup> May 2019 at

WTO, Geneva but these failed to resolve the disputes. Three separate dispute settlement panels have been composed in these disputes and complainants have filed their First Written Submissions. India has also filed its First Written Submission. The First Substantive meeting of parties with the panel and third parties were held in December 2020.

**(xiii-xv) DS582 and DS584, DS588 (India-Tariff Treatment on Certain Good in the Information and Communications Technology Sector) - Complainants EU, Japan and Taiwan, respectively**

The EU, Japan and Taiwan have filed separate disputes against imposition of duties by India on certain Information and Communication Technology products. It has been alleged that duties imposed by India are in violation of its commitments under Information Technology Agreement-1. Consultations with the EU, Japan and Taiwan were held but the dispute could not be resolved. Three separate panels have been composed in these disputes. The timetable and working procedure for further proceedings is to be decided by the Panel.

**Fisheries subsidies negotiations**

As per the Buenos Aires Ministerial Decision (MC11) of December 2017, WTO Members agreed to continue to engage constructively to frame disciplines on fisheries subsidies by the next Ministerial Conference (MC-12) in 2020. The negotiations are aimed at comprehensive and effective disciplines that: (i) prohibit certain forms of fisheries subsidies that contribute to overcapacity and overfishing, and (ii) eliminate subsidies that contribute to Illegal, Unreported & Unregulated (IUU) fishing. It also recognized that appropriate and effective special and differential treatment (S&DT) for developing country Members and least developed country Members (LDCs) should be an integral part of these negotiations.

The negotiations are ongoing and are being conducted in the form of monthly cluster meetings under Negotiating Group on Rules (NGR) in the WTO. India has been strongly putting forward its demand for S&DT for developing countries including LDCs and has tabled a revised proposal on S&DT in the cluster meeting of March 2020. The cluster meetings have resumed from September 2020 after the break caused due to COVID-19 situation. The Chair of NGR

has come up with a draft text on the disciplines, based on which the text-based negotiations have started. Most of India's proposals have been included in the Chair's text. In the September and October 2020 cluster meeting, India held bilateral consultations with members and groups to garner support on the S&DT elements included in the Chair's text.

India's position is that strong disciplines coupled with strong S&D flexibilities for developing countries should be the wayforward for a balanced outcome on fisheries subsidies. The policy space to ensure a decent standard of living for our subsistence-level fishermen by modernizing their fishing fleet and expanding their fishing capacity is crucial for India.

Service sector contributes significantly to India's GDP, FDI inflow, exports and job creation.

### Plilateral Negotiations/Fora

#### (i) RCEP negotiations

The Regional Comprehensive Economic Partnership (RCEP) was originally conceived as a Free Trade Agreement (FTA) between sixteen countries namely 10 countries of ASEAN (Brunei, Cambodia, Indonesia, Lao, Malaysia, Myanmar, Philippines, Singapore, Thailand and Vietnam) and their 6 FTA partners (also known as AFP's or ASEAN FTA Partners) namely Australia, China, India, Japan, Korea and New Zealand.

Since the launch of RCEP negotiations in 2012, India participated in them in a constructive manner with a view to achieve balanced outcomes aimed at pursuing greater market access for Indian exporters while addressing domestic sensitivities.

However, in light of India's various concerns and critical outstanding issues not getting adequately addressed, and the RCEP agreement, as currently configured, not being reflective of the RCEP Guiding Principles, India took the considered position not to join RCEP in its current form at the 3<sup>rd</sup> RCEP Summit held on 4<sup>th</sup> November 2019. These pending issues of concern had been pro-actively and intensively pursued by India in the negotiations, but without success.

In light of this situation, India is not engaging in RCEP in its current form. However, bilateral engagement with Australia and New Zealand, and review of existing FTAs with Japan, South Korea and ASEAN countries are being pursued.

RCEP agreement has been signed by 15 countries (excluding India) on 15<sup>th</sup> November 2020.

#### (ii) Asia Pacific Trade Agreement (APTA)

The Asia Pacific Trade Agreement is an initiative under the United Nations Economic and Social Commission for Asia and the Pacific (ESCAP) for trade expansion through exchange of tariff concessions on a moderate basis among developing country members of the Asia Pacific Region. The current membership of APTA consists of seven countries, namely, Bangladesh, China, India, Lao PDR, Republic of Korea, Sri Lanka and the newly acceded Mongolia.

After implementation of the Fourth Round of concessions under APTA w.e.f. 1<sup>st</sup> July 2018, the 5<sup>th</sup> round of negotiations have started. For the first time, in addition to Goods, negotiations will also cover Services, Investment and Trade Facilitation. The 54<sup>th</sup> Session of the Standing Committee of APTA and 3<sup>rd</sup> meeting of the Working Group on Trade Facilitation, Services, Investment and Rules of Origin was held at Bangkok during 15<sup>th</sup>-18<sup>th</sup> January 2019. In Trade Facilitation Group, India has taken the stand to work within the obligations taken under TFA Agreement of the WTO. In Goods, India proposed coverage of upto 40% of tariff lines. Last round of APTA Standing Committee (56<sup>th</sup> Session) was held on 29<sup>th</sup> - 30<sup>th</sup> October 2019 and the 5<sup>th</sup> meetings of the Working Groups on Investment, Services and Rules of Origin were held from 28<sup>th</sup> - 29<sup>th</sup> October 2019 at UNCC, Bangkok, Thailand. The 5<sup>th</sup> meeting of the Working Group on Trade Facilitation was held on 19<sup>th</sup> September 2019 in New Delhi.

Mongolia acceded to the Asia-Pacific Trade Agreement (APTA) by depositing the instrument of accession on 29<sup>th</sup> September 2020 with the ESCAP. Implementation of tariff concessions with Mongolia will begin on 1<sup>st</sup> January 2021 for those Participating States that agreed to that date. The Participating States, owing to COVID-19 pandemic could not meet in the Standing Committee or Working Groups in 2020. The APTA secretariat has informed to continue exploring virtual options in consultation with the Participating States to enable the continuation of negotiations. Likewise, the Ministerial Council of APTA will continue to find a suitable time in 2021 to meet to mark this new milestone and reenergize the process of cooperation and integration under APTA. High level meetings have been held and we are in the process of taking the

mandate for exchanging concessions with Mongolia under APTA.

### **(iii) United Nations Conference on Trade and Development (UNCTAD)**

The United Nations Conference on Trade and Development (UNCTAD) aims at integration of developing countries into the world economy. UNCTAD serves as the focal point within United Nation for the integrated treatment of trade and development and the interrelated issues in the areas of finance, technology, investment and sustainable development. Three pillars of UNCTAD's existing mandate are: (a) independent policy analysis (b) consensus building and (c) technical assistance.

The Ministerial Conference, which meets every four years, is UNCTAD's highest decision-making body and sets priorities and guidelines for the organization and provides an opportunity to debate and evolve policy consensus on key economic and development issues. The XIV Ministerial Conference of the United Nations Conference on Trade and Development was held on 17<sup>th</sup>-22<sup>nd</sup> July 2016 at Nairobi, Kenya. The XV Ministerial Conference would be held on 3<sup>rd</sup> -8<sup>th</sup> October 2021 in Bridgetown, Barbados.

### **(iv) Global System of Trade Preferences (GSTP)**

The GSTP was established as a framework for the exchange of trade preferences among developing countries to promote South-South trade flows. The UNCTAD secretariat provides administrative support to the GSTP Agreement.

The Agreement establishing the GSTP was signed by 47 countries in April 1988 at Belgrade. 41 countries ratified the Agreement and exchanged trade concessions as a result of the first round of negotiations. India extended preferences on 30 Product lines (At HS4-6 level) while receiving concessions from other countries. Some of the products where India extended tariff concessions are COPRA (15% MOP), Cane Molasses (30% MOP), Portland Cement (25% MOP), Calf Leather (30% MOP), Aluminum tubes and pipe (15% MOP) etc. Rules of origin prescribed Minimum 50% value addition.

The 2<sup>nd</sup> round of GSTP negotiations were launched in November 1991, but could not be implemented due to delay in ratification by some Participants.

The current or the 3<sup>rd</sup> round of GSTP negotiations

were launched in June 2004 and concluded in 2010. Participating countries agreed to offer 20% tariff reduction on at least 70% tariff lines (25% MOP and 80% tariff lines for the LDCs Participants) of the goods imported from within this group of nations. 8 participants (11 countries including four-member States of Mercosur) have exchanged tariff concessions. These are: Argentina, Brazil, Paraguay and Uruguay (forming Mercosur), the Republic of Korea, India, Indonesia, Malaysia, Egypt, Morocco and Cuba. However, so far only 3 of these (India, Malaysia and Cuba) have ratified their schedules so far.

The Cabinet Committee on Economic Affairs (CCEA) in its meeting in August 2012 had approved implementation of India's Schedule of Concessions under the Third Round of negotiations. As per the agreed modalities of the GSTP, India will offer 70% of the dutiable tariff lines with a 20% Margin of Preference (MOP). In addition, India has unilaterally offered 77% dutiable lines at an MOP of 25% to Least Developed Countries (LDCs).

The schedules of concessions under the 3<sup>rd</sup> round of negotiations remain unimplemented so far. They will be implemented thirty days after a minimum of four participants ratify their schedules and inform the GSTP Secretariat. The tariff concessions will be implemented amongst such four participants and other participants will avail of the concessions only after they ratify their schedules.

### **(v) Bay of Bengal Initiative on Multi-Sectoral Technical and Economic Cooperation (BIMSTEC)**

The Bay of Bengal Initiative for Multi-Sectoral Technical and Economic Cooperation (BIMSTEC) is a regional organization, comprising seven member States-Bangladesh, Bhutan, India, Myanmar, Nepal, Sri Lanka and Thailand, which came into being on 6<sup>th</sup> June 1997. The initiative is aimed at furthering economic cooperation on sub regional basis involving contiguous countries of South East and South Asia grouped around the Bay of Bengal.

BIMSTEC has identified 14 priority areas of cooperation where a member country takes lead. India is a lead country for counter terrorism and transnational crime, environment and disaster management, tourism and transport and communication.

BIMSTEC members have agreed to establish BIMSTEC Free Trade Area Agreement in 2004 covering trade in goods, services, investment and customs cooperation. So far, 21 rounds of Trade Negotiating Committee (TNC) have taken place. The 21<sup>st</sup> meeting of BIMSTEC TNC and Working Group meetings of rules of origin, services, investment, customs cooperation, trade facilitation and legal experts were held in Dhaka on 18<sup>th</sup>-19<sup>th</sup> November 2018. It was decided that inter-sessional meetings/video conferencing be held to expedite implementation of the BIMSTEC agreement. The 19<sup>th</sup> meeting of BIMSTEC Working Group on Rules of Origin (RoO) was held on 21<sup>st</sup>-22<sup>nd</sup> January 2019 in New Delhi to discuss outstanding issues related to the RoO chapters and OCP text.

The 20<sup>th</sup> Meeting (Virtual) of the BIMSTEC Working Group on Rules of Origin was proposed to be held on 8<sup>th</sup> June 2020 but it was postponed. In this connection, the BIMSTEC Secretariat had circulated a draft “Rules for Determination of Origin of Goods for Agreement on BIMSTEC FTA” and “Operational Certification Procedure for Rules of Origin for BIMSTEC FTA” for comments of the Member States. India has proposed changes in Rules of Origin criteria for certain products and suggested changes in the operational certification procedure as well after consultation with the stakeholders concerned.

BIMSTEC Secretariat has proposed to virtually hold the next BIMSTEC Summit and Ministerial Meeting in January 2021. In this connection, the BIMSTEC Secretariat circulated draft of the Report of the 17<sup>th</sup> BIMSTEC Ministerial Meeting of Foreign Ministers and draft BIMSTEC Summit Declaration for comments of the Member States.

The BIMSTEC Secretariat in September 2020 has forwarded and sought comments of the Member States on the draft Interim Report titled “BIMSTEC Trade Facilitation Strategic Framework 2030” which has been prepared by Asian Development Bank based on feedback received from the Member States on the Inception Report.

#### **(vi) Indian Ocean Rim Association (IORA)**

IORA, which is a 22 member organization, was established in Mauritius in March 1997 with the primary objective of promoting “sustained growth and balanced development of the Indian Ocean region and of its Member States, and create common ground for

regional economic co-operation”. The IORA, formerly known as Indian Ocean Rim- Association of Regional Cooperation (IOR-ARC) is the apex pan-Indian Ocean multilateral forum with its membership open to all sovereign States of the IOR that adhere to the principles and objectives of its Charter. India is one of the founders and key members of IOR-ARC.

The Department of Commerce deals with the trade track of the IORA. The meetings are held at the Council of Ministers (COM) level and the chief negotiator/expert level in the Working Group on Trade and Investment (WGTI). As of February 2020, nineteen meetings of the COM have been held with the last COM held on 7<sup>th</sup> November 2019 at Abu Dhabi. Seventeen meetings of the WGTI have been held with the last meeting held on 15<sup>th</sup> October 2017 in Durban. An expert level meeting on the WGTI was held on 30<sup>th</sup>-31<sup>st</sup> January 2020 in Mauritius.

In September 2020, IORA Secretariat circulated a draft MOU between trade and investment promotion agencies of the Governments of the Member States of IORA for comments. The purpose of this MoU is to establish a practical framework for the development of stronger relations between the Participants, and to set forth the procedures of cooperation for the expansion of investment and trade relation between them, strengthening of institutional relations and capacity building through mutual cooperation.

#### **(vii) BRICS (Brazil, Russia, India, China, South Africa)**

BRICS is an association of five major emerging economies: Brazil, Russia, India, China and South Africa. Originally, the first four were grouped as “BRIC” before the induction of South Africa in 2010. BRICS Presidency is held on rotation basis by the Member States on a yearly basis. BRICS countries account for 25% of the world GDP, nearly 50% of the world population, around 20% of global merchandise trade in 2018, Russia held the Presidency of BRICS for the year 2020.

The Department of Commerce handles the economic and trade issues under BRICS that are discussed under the institutional mechanism known as the Contact Group on Trade and Economic Issues (CGETI). Under the presidency of Russia, 3 meetings of CGETI (23<sup>rd</sup>, 24<sup>th</sup> & 25<sup>th</sup>) were held in February, April and July 2020. While the 23<sup>rd</sup> Meeting was held physically in

Moscow on 26<sup>th</sup> - 28<sup>th</sup> February 2020, the 24<sup>th</sup> and the 25<sup>th</sup> Meeting were held virtually because of COVID-19 pandemic. Commerce and Industry Minister led the Indian delegation for the 10<sup>th</sup> BRICS Trade Ministers' meeting (TMM) held virtually on 23<sup>rd</sup> July 2020. The key areas of discussion under BRICS CGETI were:

- ◆ Joint Communique of the 10<sup>th</sup> BRICS Trade Ministers' Meeting
- ◆ Joint Statement by BRICS countries on Multilateral Trading System (MTS) and WTO Reform
- ◆ Strategy for BRICS Economic Partnership 2025

- ◆ BRICS Framework on Economic Development and Integration of Remote and Rural Areas
- ◆ BRICS Position Paper on Enhancing Transparency
- ◆ BRICS Framework on Trade and Agriculture
- ◆ Guidelines for Promoting Effective Participation of MSMEs in International Trade
- ◆ BRICS Framework on Investment Facilitation
- ◆ Terms of Reference of BRICS 2020 Publication "Participation of BRICS Member Countries in Regional and Global Value Chains: Existing Barriers and Possible Ways to Overcome Them"



The following documents apart from the Ministerial Joint Communique were adopted at the 10<sup>th</sup> BRICS TMM:

- ◆ Guidelines for Promoting Effective Participation of MSMEs in International Trade
- ◆ BRICS Understanding on Investment Facilitation
- ◆ Joint Statement by BRICS countries on Multilateral Trading System (MTS) and WTO Reform

#### **(viii) Shanghai Cooperation Organization (SCO)**

The Shanghai Cooperation Organization (SCO) is

presently an eight-member multilateral organization. SCO was established in 2001 in Shanghai, China by the leaders of China, Kazakhstan, Kyrgyzstan, Russia, Tajikistan, and Uzbekistan. The SCO Charter, formally establishing the organization, was signed in June 2002 and entered into force on 19<sup>th</sup> September 2003. India and Pakistan became the full members of the SCO on 9<sup>th</sup> June 2017 at a summit in Astana, Kazakhstan. SCO accounts for more than 1/6<sup>th</sup> of the global GDP, more than 1/7<sup>th</sup> of global goods trade and nearly 1/8<sup>th</sup> of world trade in commercial services.

The Department of Commerce participates in

two meetings of SCO namely: (i) meeting of the Commission of Senior Officials of the Ministries and Agencies of the SCO Member States responsible for Foreign Economic and Foreign Trade Activity (SCO Senior Officials meeting) and (ii) Ministers of the Shanghai Cooperation Organization Member States responsible for foreign economic and foreign trade activities.

India is the Chair of Council of Heads of Government during the year 2020. Owing to COVID-19 pandemic, India held meetings of Senior Officials responsible for foreign economic and foreign trade activities of the SCO Member States virtually during September and October 2020; and the Meeting of the Ministers responsible for foreign economic and foreign trade activities of the SCO Member States was also held virtually on 28<sup>th</sup> October 2020 under the leadership of Commerce and Industry Minister.

The following documents were negotiated in the Senior Officials meeting:

- (a) Cooperation on Intellectual Property
- (b) Action Plan for implementation of MOU to Stimulate Cooperation in the field of Micro, Small and Medium-sized enterprises
- (c) Multilateral trading system
- (d) Response to COVID-19 pandemic
- (e) Action Plan for the implementation of the program of Multilateral Trade and Economic Cooperation
- (f) Concept on the development of remote and rural areas in the digital age

In the Trade Ministers' Meeting on 28.10.2020, the documents at Sl. (a) to (d) above have been adopted.

- (a) The Ministers also approved the Action Plan on Implementation of MTEC with the instructions to SCO Secretariat to submit it for approval in the next meeting of the Council of Heads of Government (Prime Ministers) of the SCO Member States
- (b) Concept of remote and rural areas with the instructions to the SCO Secretariat to submit it for approval at the next meeting of the Council of Heads of SCO Member States (10<sup>th</sup> November 2020).

## (ix) G20

The G20 was established in 1999, as a forum of Finance Ministers and Central Bank Governors of the 19 nations (Argentina, Australia, Brazil, Canada, China, France, Germany, India, Indonesia, Italy, Japan, Republic of Korea, Mexico, Russia, Saudi Arabia, South Africa, Turkey, United Kingdom, and United States) and the European Union, in the wake of the Asian Financial Crisis. However, G20 rose to prominence in 2008 when it was elevated from a forum of Finance Ministers and Central Bank Governors to that of Heads of State/Government in order to effectively respond to the global financial crisis of 2008. G20 replaced the G8 in 2009 as premier global forum for international economic cooperation. G20 members represent around 85 per cent of global gross domestic product, over 75 per cent of global trade, and two-thirds of the world's population.

Saudi Arabia held the G20 Presidency in 2020. Because of COVID-19 pandemic, most of the meetings of the trade and investment working group were held virtually through video conferencing mode in 2020. Commerce and Industry Minister led the Indian delegation for the G20 Trade Ministers' Meeting held on 22<sup>nd</sup> September 2020. Topics for discussion in the meeting were:

- ◆ Riyadh Initiative on the Future of the WTO
- ◆ Boosting the International Competitiveness of MSMEs
- ◆ Fostering Economic Diversification
- ◆ Strengthening International Investment

The key outcomes from India's perspective in the Ministerial Communique and the Riyadh Initiative were the following:

- ◆ Special & differential treatment as a foundational principle of the WTO (Riyadh Initiative)
- ◆ Removal of data free flow with trust (DFFT) from the Ministerial Communique
- ◆ Recognition of the practice of consensus-based decision making in the WTO
- ◆ Attempts to get in sustainability as a foundational principle by EU did not find consensus
- ◆ The specific issues for multilateral trade negotiations do not include sensitive areas like market access for industrial goods.

**(x) Supply Chain Resilience Initiative (SCRI)**

The Supply Chain Resilience Initiative (SCRI) between Australia, India and Japan seeks to enhance the resilience of supply chains in the Indo-Pacific Region and develop dependable sources of supply and attract investment. This is even more important during the current circumstances of COVID-19 crisis including recent global-scale changes in the economic and technological landscape.

The key features of the initiative originally piloted by Japan and based on bilateral discussions are the following:

- ◆ Enhancing the resiliency of supply chain in the Indo-Pacific region including diversification of supply sources and increase competitiveness of sectors.
- ◆ Attract Foreign Direct Investment (FDI) in the region and strengthen mutually complementary relationship among the participants.
- ◆ While the broad objective is to promote, expand and diversify trade and investment, the specific action plans include digitisation of trade documentation, activities for promotion of trade and investment, identification of sectors for cooperation, explore other countries who could join in the initiative, capacity building, promotion of domestic manufacturing.
- ◆ Build upon the existing bilateral frameworks like the “ASEAN-Japan Economic Resilience Action Plan” and “India-Japan Industrial Competitiveness Partnership”.

**(xi) Economic and Social Commission for Asia & the Pacific (ESCAP)**

India is one of the founding members of ESCAP, the regional development arm of the United Nations, which serve as the main economic and social development centre for the United Nations in Asia and Pacific. Consisting of 53 Member States and 9 Associate Members, with a geographical scope that stretches from Turkey in the west to the Pacific island nation of Kiribati in the east, and from the Russian Federation in the north to New Zealand in the south, ESCAP is the most comprehensive of the United Nations’ five regional commissions. It is also the largest United Nations body serving the Asia-Pacific region.

Established in 1947 with its headquarters in Bangkok,

Thailand, ESCAP seeks to overcome some of the region’s greatest challenges. It carries out work in the following areas:

- ◆ ICT and Disaster Risk Reduction
- ◆ Environment and Development
- ◆ Social Development
- ◆ Statistics
- ◆ Macroeconomic Policy and Financing for Development
- ◆ Trade, Investment & Innovation
- ◆ Transport
- ◆ Energy

ESCAP focuses on issues that are most effectively addressed through regional cooperation, including:

- ◆ Issues that all or a group of countries in the region face, for which it is necessary to learn from each other
- ◆ Issues that benefit from regional or multi-country involvement
- ◆ Issues that are trans boundary in nature, or that would benefit from collaborative inter-country approaches
- ◆ Issues that are of a sensitive or emerging nature and require further advocacy and negotiation

**(a) Annual session of ESCAP**

The Commission meets annually at the Ministerial level to discuss and decide on important issues pertaining to inclusive and sustainable economic and social development in the region, to decide on the recommendations of its subsidiary bodies and of the Executive Secretary, to review and endorse the proposed strategic framework and program of work, and to make any other decisions required, in conformity with its terms of reference.

The 76<sup>th</sup> Session of ESCAP was held at Bangkok, Thailand on 21<sup>st</sup> May 2020 via videoconferencing. The theme of the session was “Promoting economic, social and environmental cooperation on oceans for sustainable development”.

**(b) India’s contribution to ESCAP**

The delivery of ESCAP’s programs is supported by the regional institution and the sub-regional offices.

India has worked in close cooperation with ESCAP during the year. India has also committed continued financial support to the following regional institutions of ESCAP:

- ◆ Asian and Pacific Centre for Transfer of Technology (APCTT), hosted by India in New Delhi.
- ◆ Centre for Sustainable Agricultural Mechanization (CSAM), Beijing, China
- ◆ Statistical Institute for Asia and the Pacific (SIAP), Chiba, Japan

### (c) Sub Regional Office in India

Strengthening India's partnership with UN-ESCAP, a Sub-Regional Office (SRO) for South and South West Asia was established in New Delhi with financial assistance from India. The main activities of SRO are to:

- ◆ Implement the Commission's agenda at the sub-regional level by serving as a link between sub-region and Commission headquarters.
- ◆ Promote and support specific sub-region priorities and programs concentrating on the priority sectors of member States within the sub-region.
- ◆ Operate as sub-regional nodes for knowledge management and networking.
- ◆ Spearhead the delivery of technical assistance activities and act as the Commission's implementing arm in the sub-region.
- ◆ Establish close working relations with United Nations country teams within the sub-region and promote the coordination of United Nations systems activities at the sub-regional level.
- ◆ Build strong partnerships and network with other relevant actors in the sub-region, including other sub-regional intergovernmental bodies, to promote sub-regional cooperation with a regional framework.

### (xii) Kimberley Process Certification Scheme

The Kimberley Process (KP) is a joint initiative of participating Governments along with observers from industry and civil society to stem the flow of conflict diamonds (rough diamonds used by rebel movements to finance wars against legitimate government). Kimberley Process Certification

Scheme (KPCS) is an UN mandated (UNGA Resolution 55/56 of 2000 and UNSC Resolution 1459(2003)) international certification scheme. It requires each participant to impose internal controls over production and trade of rough diamonds. Trading in rough diamonds with a non-participant is not allowed. All exports of rough diamonds have to be accompanied by a valid KP Certificate stating that diamonds are conflict free.

India is one of the founding members of KPCS. KPCS currently has 55 participants, representing 82 countries with the European Union and its Member States counting as single participant. All major diamond producing, trading and polishing centres are members of KP. Civil Society and industry groups also actively participate in the KP. Chairmanship of KP is rotated on annual basis. The Vice Chair is selected at the annual "Plenary" meeting and becomes Chair automatically the following year. The KPCS Chair oversees the implementation of the KPCS, the operations of the Working Groups and Committees, and General Administration.

India was the Chair of Kimberley Process for the year 2019. As the Chair of Kimberley Process, India hosted the Intersessional meeting of Kimberley Process from 17<sup>th</sup> to 21<sup>st</sup> June 2019 in Mumbai and the Plenary meeting from 18<sup>th</sup> to 22<sup>nd</sup> November 2019 in New Delhi. As outgoing KP Chair, India has become the Chair of Committee on Participation & Chairmanship (CPC) of Kimberley Process for the year 2020.

Further, Russian Federation and Botswana had taken over respectively chairmanship and vice chairmanship of KP for the year 2020. However, due to the global pandemic COVID-19, which made it impossible to hold Intersessional and Plenary meetings of the Kimberley Process (KP) in 2020, KP Participants decided to postpone KP chairmanship of Russian Federation and Botswana by one year, i.e. to 2021 and 2022 respectively. Russian Federation acted as caretaker in 2020 and its role was limited to coordinate the activity of the working bodies and refrain from any policy decision or initiatives during 2020. India, as Chair of Committee on Participation & Chairmanship (CPC) facilitated the discussion on and adoption of an administrative decision in this regard by KP Participants through written procedure on 21<sup>st</sup> August 2020. India as CPC Chair of KP for 2020 will continue to be Chair for 2021 as well since there will not be any outgoing KP Chair in 2021.

## 11. TRADE IN SERVICES

### (i) Bilateral trade agreements in services

India is engaged in the bilateral FTA negotiations including trade in services with the EU, EFTA, Israel, Mauritius, Australia, New Zealand, Canada, Peru, Thailand etc. The issues related with the implementation of India-Japan CEPA and upgradation of India- Korea CEPA are being discussed in the respective Sub-groups set up under the Joint Committee of the trade partners. Besides, India is also engaged in bilateral trade dialogues with China under the India-China Working-Group on Services and with the UK under the Joint Economic and Trade Committee (JETCO) meetings. With reference to implementation of the existing FTAs, efforts are being made to encourage mutual recognition agreements among professional bodies, address mobility issues being faced by the service suppliers and resolve barriers, if any, faced by the exporters and other stakeholders.

### (ii) Bilateral engagements in services in 2020-21

In the year 2020-21, progress was made under the existing institutional mechanisms with respect to services issues. The countries with whom these meeting was held were Singapore (3<sup>rd</sup> review of CECA), Philippines (13<sup>th</sup> meeting of JWGTI), Argentina (3<sup>rd</sup> meeting of JTC), Chile (2<sup>nd</sup> meeting of JAC), Thailand (Mission level engagement), Mexico (5<sup>th</sup> meeting of BHLG), Peru (Chief Negotiator level meeting) and Canada (Chief Negotiator level meeting). Some highlights are as under:

**(a) India-Singapore:** India-Singapore CECA was signed in 2005. Two reviews of CECA have since been completed. The third review of India-Singapore CECA was launched on 1<sup>st</sup> September 2018 and improvement to trade in services chapter is being pursued under the same. Both sides are in the process of finalizing the scope of the third review and in the current year, exchanged views in the matter.

**(b) India-Philippines:** 13<sup>th</sup> meeting of the India-Philippines Joint Working Group on Trade and Investment (JWGTI) was held on 17<sup>th</sup> September 2020. India raised issues pertaining to the IT sector and visa problems faced by our service suppliers.

**(c) India-Argentina:** 3<sup>rd</sup> Meeting of India-Argentina Joint Trade Committee was held on 20<sup>th</sup> October 2020. India raised issues concerning the IT industry and the proposal of entering into negotiations for Audio Visual

Co-production agreements and MRAs in professional services.

**(d) India-Chile:** In 2019, the 2<sup>nd</sup> meeting of the India Chile Joint Administrative Committee (JAC) took place. Under the discussions on expansion of India - Chile PTA, it was decided that as a part of deepening of India-Chile PTA, if both countries agree, services negotiations may be pursued as an independent track. In pursuance of the decision made in the JAC meeting, a road map has been prepared to pursue services negotiations with Chile on an independent track.

**(e) India - Mexico:** On 9<sup>th</sup> October 2020, 5<sup>th</sup> Bilateral High Level Group (BHLG) meeting of India and Mexico was held in which signing of Audio-Visual Co-production Agreement and MoU on Tourism was agreed upon.

### (iii) Engagement with industry stakeholders

Focused engagements with industry stakeholders were conducted in the areas of IT/ITES, audio-visual services, medical value travel, tourism, higher education and accountancy services. The important actionable points and reform suggestions which emerged from the discussions are being pursued with the agencies concerned.

### (iv) Services trade statistics

Services Division coordinated with Director General of Commercial Intelligence and Statistics (DGCI&S) in developing a framework for collection and compilation of statistics on international trade in services in consultation with the other Departments. RBI initiated the process of capturing partner country data in international trade in services statistics.

### (v) COVID response of DoC with respect to services sectors

Challenges faced by IT sector during lockdown were taken up with the relevant Ministries/ Departments in order to ensure that our IT companies continue to fulfill their global commitments through supportive relaxations and enabling regulations. Issues faced by tourism, exhibition sector were taken up with the concerned Ministries/Departments for suitable resolution. DoC also issued Standard Operating Procedures (SOPs) in consultation with MoHFW for conducting B2B exhibitions pursuant to COVID unlock guidelines.

# SPECIAL ECONOMIC ZONES (SEZs) AND EXPORT ORIENTED UNITS (EOUs)



## 1. SPECIAL ECONOMIC ZONES (SEZs)

Asia's first Export Processing Zone (EPZ) was set up in Kandla in 1965, followed by establishment of seven more EPZs in the country. Subsequently, Special Economic Zones (SEZs) Policy was announced in April, 2000 wherein various new features were incorporated. This policy intended to make SEZs an engine for economic growth supported by quality infrastructure and complemented by an attractive fiscal package, both at the Centre and the State level, with a user-friendly regulatory framework. All the eight pre-existing EPZs located at Kandla and Surat (Gujarat), Santa Cruz, Mumbai (Maharashtra), Cochin (Kerala), Chennai (Tamil Nadu), Visakhapatnam (Andhra Pradesh), Falta (West Bengal) and Noida (Uttar Pradesh) were converted into Special Economic Zones.

The Special Economic Zones Act, 2005 was passed by Parliament in May 2005 and received Presidential assent on the 23<sup>rd</sup> June 2005. The SEZ Act, 2005, supported by SEZ Rules, came into effect on 10<sup>th</sup> February 2006.

The main objectives of the SEZ Act, 2005 are:

- ◆ Generation of additional economic activity
- ◆ Promotion of exports of goods and services
- ◆ Promotion of investment from domestic and foreign sources
- ◆ Creation of employment opportunities
- ◆ Development of infrastructure facilities

In terms of the SEZ Act, 2005, an SEZ may be set up

either jointly or severally by the Central Government, State Government or any person for manufacture of goods or rendering services or for both or as a free trade warehousing zone. Such proposals, duly recommended by the concerned State Government are considered by the Board of Approval. SEZs being set up under the SEZ Act, 2005 are primarily private investment driven initiatives.

### (A) Current performance of SEZs

After notification of SEZ Rules in February, 2006, Department of Commerce has granted 426 formal approvals for setting up SEZs, out of which 358 have been notified. Out of the total employment provided to 22,33,918 persons in SEZs as a whole, 20,99,214 is incremental employment generated after February, 2006. This is apart from millions of man days of employment generated by the developers for infrastructure activities. Physical exports from the SEZs has increased from Rs.7,01,179 Crore in 2018-19 to Rs.7,96,669 Crore in 2019-20, registering a growth of 13.62%. There has been overall growth of export of 3,388% over past fifteen years (2005-06 to 2019-20). The total physical exports from SEZs as on 30<sup>th</sup> September, 2020 has been to the tune of Rs.3,49,363 Crore, registering a decrease of (-) 8.52% over the exports of corresponding period of the previous financial year. The total investment in SEZs till 30<sup>th</sup> September, 2020 is Rs. 5,95,119.27 Crore, including Rs. 5,59,810.67 Crore in the newly notified SEZs, set up after SEZ Act, 2005. 100% FDI is allowed in SEZs through automatic route.

Exports from the operational SEZs during the last fourteen years are as under:

Years	Exports		Growth over previous year (INR), (%)
	(Rs. Crore)	(US\$ billion)	
2005-2006	22,840	5.08	-
2006-2007	34,615	7.69	52
2007-2008	66,638	14.81	93
2008-2009	99,689	21.71	50
2009-2010	2,20,711	46.54	121.40
2010-2011	3,15,868	69.30	43.11
2011-2012	3,64,478	76.01	15.39
2012-2013	4,76,159	87.45	31

Years	Exports		Growth over previous year (INR), (%)
	(Rs. Crore)	(US\$ billion)	
2013-2014	4,94,077	81.67	4
2014-2015	4,63,770	75.84	-6.13
2015-2016	4,67,337	71.38	0.77
2016-2017	5,23,637	78.07	12.05
2017-2018	5,81,033	90.15	11
2018-2019	7,01,179	100.28	21
2019-2020	7,96,669	112.37	13.62
2020-2021 (up to 30.09.2020)	3,49,363	46.50	-8.52#

#Exports growth over the corresponding period of FY 2019-20

A total of 262 SEZs are exporting at present. Out of this, 161 are IT/ITES, 25 Multi product and 76 other sector specific SEZs. Overall, 5,537 units have been setup in the SEZs till date.

### (B) Impact of the scheme

The SEZ scheme has generated tremendous response among the investors, both in India and abroad which is evident from the flow of investment and creation of additional employment in the country. In addition to earning of foreign exchange and development of infrastructure, SEZs have achieved significant local area impact in terms of direct as well as indirect employment, emergence of new activities, changes in consumption pattern and social life.

### (C) Some key aspects of SEZs

#### (i) Land requirement for SEZs

Consequent to amendment to SEZ Rules, 2006, carried out on 17<sup>th</sup> December 2019, the minimum land area requirement for setting up a Special Economic Zone or Free Trade Warehousing Zone other than a Special Economic Zone for Information Technology or Information Technology enabled Services, Biotech or Health (other than hospital) service, is a contiguous land area of fifty hectares or more. In case a Special Economic Zone is proposed to be set up in the States of Assam, Meghalaya, Nagaland, Arunachal Pradesh, Mizoram, Manipur, Tripura, Himachal Pradesh, Uttarakhand, Sikkim, Goa or in a Union territory, the minimum area required is twenty-five hectares or more.

There is no minimum land area requirement for setting up a Special Economic Zone for Information Technology or Information Technology enabled Services, Biotech or Health (other than hospital) service. A minimum built up processing area requirement, based on the category of cities, is indicated in the following Table:

S. No.	Categories of cities	Minimum built-up area requirement (Sq.mtrs.)
1	Category 'A'	50,000
2	Category 'B'	25,000
3	Category 'C'	15,000

#### (ii) Procedure for setting up of Special Economic Zone

After the recommendation of the concerned State Government for setting up of SEZ, the Board of Approval approves a proposal for establishment of a Special Economic Zone subject to the requirements of minimum area of land and other terms and conditions prescribed in the SEZ Act and Rules. State Governments have been advised that in case of land acquisition for SEZs, first priority should be for acquisition of waste and barren land and if necessary single crop agricultural land could be acquired for the SEZs. If perforce, a portion of double cropped agricultural land has to be acquired to meet the minimum area requirements, especially for multi-product SEZs, the same should not exceed 10% of the total land required for the SEZ. The Central Government does not allot any land for SEZs. The Board of Approval on SEZs only considers those

proposals, which have been duly recommended by the State Government. Further, pursuant to the decision of Empowered Group of Ministers (EGoM) in its meeting held on 5<sup>th</sup> April 2007 the State Governments have been informed on 15<sup>th</sup> June 2007, that the Board of Approval will not approve any SEZs where the State Governments have carried out or propose to carry out compulsory acquisition of land for such SEZs after 5<sup>th</sup> April 2007.

**(iii) Details of land under SEZs (As on 31<sup>st</sup> October, 2020)**

1	Total land area related to 7 Central Government + 12 State/Private notified SEZs	2,172.75 Ha
2	Total land area related to 358 notified SEZs	39,910.72 Ha
3	Total land area related to 68 formally approved SEZs	5,501.03 Ha
4	Total land area related to notified and formally approved SEZs (1+2+3)	47,584.50 Ha
5	Land area related to 33 In principle approved SEZs	20,360 Ha
6	% of area of notified SEZs to that of land area of India (328 MHa)	0.013%
7	% of area of notified SEZs to that of Agricultural land area of India (142 MHa)	0.026%

**(iv) Fiscal benefits and duty concession offered to SEZ developers and units**

To attract investment including foreign investment into SEZs, following incentives and facilities have been offered to the units in SEZs:

- ◆ Duty free import/domestic procurement of goods for development, operation and maintenance of SEZ units
- ◆ 100% Income Tax exemption on export income for SEZ units under Section 10AA of the Income Tax Act for first 5 years, 50% for next 5 years thereafter and 50% of the ploughed back export profit for next 5 years. (Sunset Clause for Units has become effective from 01.04.2020.)

- ◆ Exemption from Central Sales Tax, Exemption from Service Tax and Exemption from State sales tax. These have now been subsumed into Goods & Service Tax (GST) and supplies to SEZs are zero rated under the Integrated Goods & Services Tax (IGST) Act, 2017.
- ◆ Other levies as imposed by the respective State Governments.
- ◆ Single window clearance for Central and State level approvals.

The major incentives and facilities available to SEZ developers include:

- ◆ Exemption from customs/excise duties for development of SEZs for authorized operations approved by the BOA.
- ◆ Income Tax exemption on income derived from the business of development of the SEZ in a block of 10 years in 15 years under Section 80-IAB of the Income Tax Act. (Sunset Clause for Developers has become effective from 01.04.2017)
- ◆ Exemption from Central Sales Tax (CST)
- ◆ Exemption from Service Tax

**(D) SEZ policy and reform initiatives**

A comprehensive analytical assessment of the performance of the sector was carried out and after wide consultations with stakeholders – SEZ developers, Units, Trade Associations, State Governments, Central Government Departments including Revenue, Environment, Urban Development etc. A detailed proposal - 'SEZ Policy and Operational Framework Reform Initiative' had been formulated and accordingly, the then Commerce & Industry Minister announced the following measures to revive investors' interest in SEZs on 18<sup>th</sup> April 2013, which were notified by amending the SEZ Rules, 2006 vide G.S.R. No. 540(E) issued on 12<sup>th</sup> August 2013.

- ◆ On the issues relating to Vacancy of Land, while the existing policy allowed for parcels of land with pre-existing structures not in commercial use to be considered as vacant land for the purpose of notifying an SEZ, it was decided that additions to such pre-existing structures and activities being undertaken after notification would be eligible

for duty benefits similar to any other activity in the SEZ.

- ◆ Exit Policy: The SEZ Framework did not have an exit policy for the units and feedback was that this was perceived as a great disadvantage. Vide SEZ Rule (Amendment), 2013 (Gazette notification dated 12.08.2013), it had been decided to permit transfer of ownership of SEZ units, including sale with certain stipulated conditions.

Further, a series of measures to revive investors' interest in SEZs were notified by amending the SEZ Rules, 2006 vide G.S.R. 940(E) issued on 17<sup>th</sup> December 2019. Highlights of the measures taken are:

- ◆ There is no minimum land area requirement for setting up a Special Economic Zone for Information Technology or Information Technology enabled Services, Biotech or Health (other than hospital) service and only minimum built-up area is required. For other sectors, there shall be a contiguous land area of fifty hectares or more. However, in case a Special Economic Zone is proposed to be set up in the States of Assam, Meghalaya, Nagaland, Arunachal Pradesh, Mizoram, Manipur, Tripura, Himachal Pradesh, Uttarakhand, Sikkim, Goa or in a Union territory, the area shall be twenty-five hectares or more.
- ◆ All existing notified Special Economic Zone shall be deemed to be a multi-sector Special Economic Zone.
- ◆ The minimum built-up area requirement had also been considerably relaxed with the requirement of 50,000 square meters to be applicable for the 7 major cities viz: Mumbai, Delhi (NCR), Chennai, Hyderabad, Bangalore, Pune and Kolkata. For Category B cities, 25,000 square meters and for remaining cities only 15,000 square meters built-up area norm had been made applicable.

#### **(E) Recent initiatives for ensuring Ease of Doing Business in SEZs**

- ◆ Vide instruction no.101 dated 01.11.2019, Department of Commerce has delegated the power to Zonal Development Commissioners for transferring units from one SEZ to another SEZ within same Zone.

- ◆ Power Guidelines in respect of SEZ Power Plants had been issued from time to time. In order to bring clarity on the issue, fresh guidelines consolidating all earlier guidelines were issued on 16.02.2016.
- ◆ Digitization and online processing of various activities relating to SEZ Developers and Units has been introduced in all Zones from 01.11.2014. Second phase of Digitization has been launched in all Zones from 01.07.2015.
- ◆ Dual use of infrastructure in Non-Processing Area (NPA): In order to create social & commercial infrastructure and other facilities in NPA of SEZ, Government vide notification G.S.R. 5(E) dated 02.01.2015 has allowed dual use of facilities in NPA both by SEZ and non-SEZ entities.
- ◆ Mapping of activities related to Developers and Units in SEZs were identified and timelines for completion of the said activities were prescribed and implemented. This was launched on 14.08.2014 in all Zones.
- ◆ The Central Government vide S.O. 968(E) dated 08.04.2015 have notified the Rules of operations framed by RBI, SEBI and IRDA for the Units in an International Financial Services Centre (IFSC) in SEZs.
- ◆ In order to facilitate paperless transactions for movement of goods for imports and exports from SEZs to Ports, it has been decided to integrate the Customs ICEGATE system to SEZ Online system. A pilot project was launched in Madras SEZ on 19.01.2015. This has now been rolled out in all other SEZs and the project is running satisfactorily.

#### **(F) Amendment to SEZ Act, 2005**

For enabling Trusts and any other entity notified by the Central Government to set up units in IFSC, definition of persons in Section 2(v) has been amended through the Special Economic Zones (Amendment) Bill, 2019. The bill got assent of the President of India on 06.07.2019.

#### **(G) Recent amendments to SEZ Rules, 2006**

**(i) Amendment carried out on 19<sup>th</sup> September 2018:** A Committee was constituted in the Department of Commerce to look into the various provisions

of SEZs Rules, 2006 in the wake of GST Act, 2017 and suggestions of stakeholders from time to time. Department of Commerce had notified the necessary amendments in SEZ Rules, 2006 on 19.09.2018 making it GST compliant.

**(ii) Amendments carried out on 9<sup>th</sup> November 2018 and on 31<sup>st</sup> January 2019:** Rule 41(1)(a) and rule 42, in sub-rule (1) were amended to the effect that in case of a gems and jewellery unit, studded gold jewellery, silver jewellery and imitation jewellery, the finished goods requiring further processing or semi-finished goods, taken outside the SEZ for sub-contracting by the unit shall be brought back into the unit within 45 days.

**(iii) Amendment carried out on 7<sup>th</sup> March 2019:** In the backdrop of amendment carried on 19<sup>th</sup> September 2018, suggestions from stakeholders were received to further amend the SEZ Rules and accordingly, the amendments were carried out including the amendment in rule 53 regarding method of calculation of Net Foreign Exchange (NFE) for the Units in SEZs.

**(iv) Amendment carried out on 17<sup>th</sup> December 2019:** For utilization of the vacant spaces in SEZs, removal of distinction between sector specific and multi sector requirement, an amendment vide notification G.S.R. 940(E) dated 17<sup>th</sup> December 2019 has been carried out for encouraging more investment and growth in exports.

**(v) Amendment carried out on 31<sup>st</sup> December 2019:** Rule 53A has been inserted to facilitate the calculation of net foreign exchange for a unit in an International Financial Service Center in view of its special nature.

#### **(H) Initiatives taken by Department of Commerce during the COVID-19 pandemic**

To facilitate SEZ Developers/Co-developers/Units, following measures were taken during the COVID-19 outbreak:

- ◆ The last date of filing of various compliances was extended from 31.03.2020 to 30.06.2020 e.g. Quarterly Progress Report (QPR), SOFTEX form and Annual Performance Reports (APR).
- ◆ Development Commissioners (DCs) were directed to facilitate extension of Letter of Approvals (LoAs) and other compliances scheduled to expire during COVID-19 pandemic, through electronic mode, in a time-bound manner. Further, DCs were directed in cases where it was not possible to grant extension through electronic mode to ensure that the Developer / Co-developer / Units did not face any hardship due to such expiry of validity during this period of disruption, and ad-hoc interim extension / deferment of the expiry date was granted without prejudice till 30.06.2020.
- ◆ Along with IT/ITES Units, Non IT/ITES Units in SEZs had also been allowed to take desktop/laptop outside SEZs to work from home. This enabled exports especially in IT/ITES sector to register a positive growth despite lockdown.
- ◆ Power had been delegated to Development Commissioners for broad-banding in case of manufacturing of essential items like masks, sanitizer, gowns and other protective/preventive products/instruments subject to post-facto ratification by the Approval Committee.
- ◆ Directions were issued that there should be no increase in lease rent for the units in Central Government SEZs for the Financial Year 2020-21.
- ◆ Payment of lease rent of first quarter was deferred up to 31<sup>st</sup> July 2020 for all the units in Central Government SEZs. Further, Development Commissioners were also asked to allow the units to clear the first two quarterly instalments of lease rent in six equal instalments starting from 1<sup>st</sup> October 2020.
- ◆ Development Commissioners were also asked to advise developers of State Government/Private SEZs to consider similar relief measures in their zones.
- ◆ All DCs were sensitised to adopt electronic work culture and to extend necessary support to the units, including those involved in manufacturing of drugs, essential items etc., and to follow COVID guidelines.

State-wise distribution of approved SEZs (As on 31.10.2020)				
States/UTs	Formal Approvals	In-principle approvals	Notified SEZs	Total Operational SEZs (Including prior to SEZs Act + under the SEZs Act) (as on 30.09.2020)
Andhra Pradesh	32	4	27	24
Chandigarh	2	0	2	2
Chhattisgarh	2	1	1	1
Delhi	2	0	0	0
Goa	7	0	3	0
Gujarat	26	4	22	21
Haryana	25	3	20	7
Jharkhand	2	0	2	0
Karnataka	63	0	52	34
Kerala	29	0	25	20
Madhya Pradesh	12	0	7	5
Maharashtra	51	12	45	37
Manipur	1	0	1	0
Nagaland	2	0	2	0
Odisha	7	0	5	5
Puducherry	1	1	0	0
Punjab	5	0	3	3
Rajasthan	5	1	4	3
Sikkim	0	1	0	0
Tamil Nadu	57	3	54	46
Telangana	63	0	56	34
Tripura	1	0	1	0
Uttar Pradesh	24	1	21	13
West Bengal	7	2	5	7
<b>Grand Total</b>	<b>426</b>	<b>33</b>	<b>358</b>	<b>262</b>

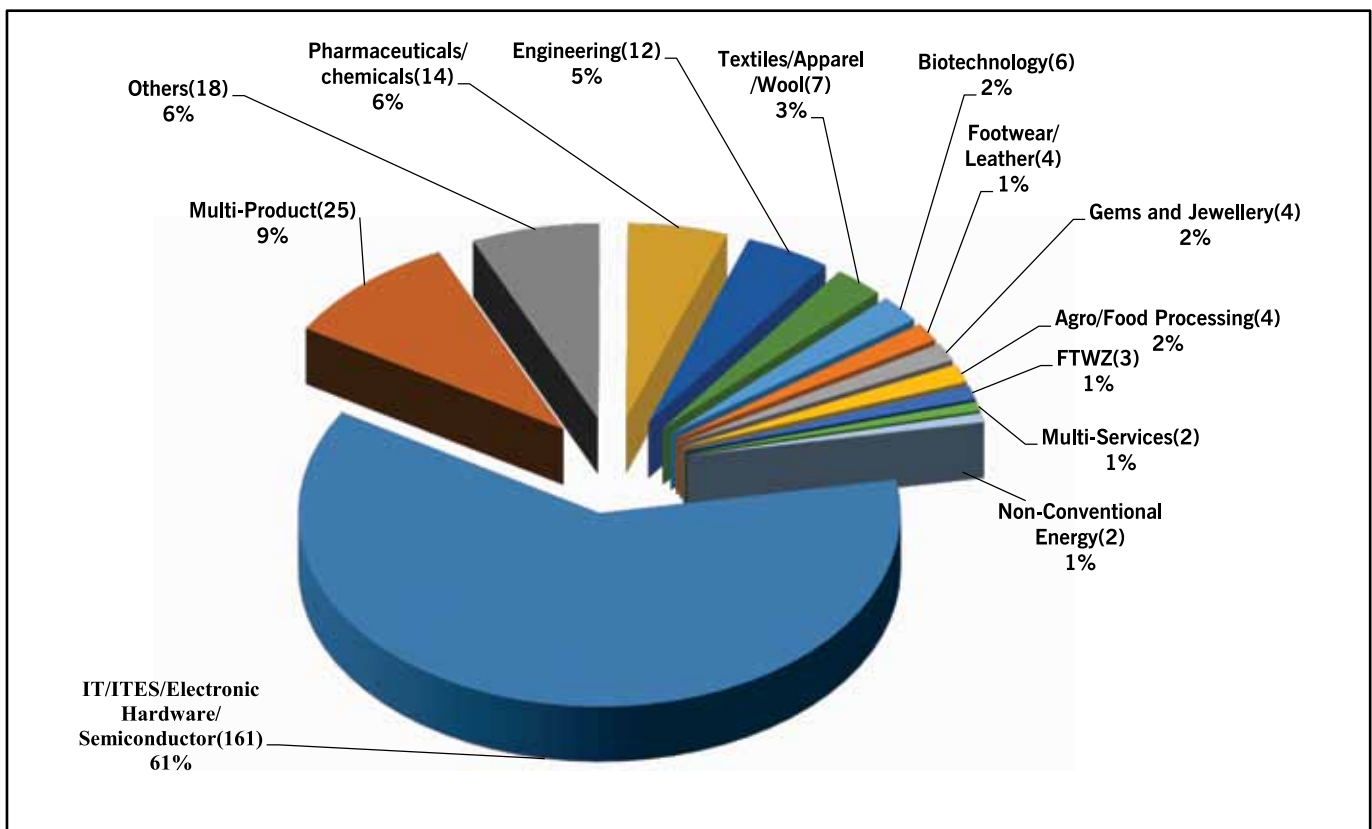
### Fact Sheet on Special Economic Zones

<b>Number of Formal approvals</b> (As on 31.10.2020)	<b>426</b>
<b>Number of notified SEZs</b> (As on 31.10.2020)	<b>358</b> + (7 Central Government+12 State Government / Private Sector SEZs set up prior to the enactment of SEZ Act, 2005)
<b>Number of In-Principle Approvals</b> (As on 31.10.2020)	<b>33</b>

<b>Operational SEZs</b> (As on 30 <sup>th</sup> September, 2020)		<b>262</b> (Break up: 25 are multi product SEZs, remaining are sector specific SEZs)			
<b>Units approved in SEZs</b> (As on 30 <sup>th</sup> September, 2020)		<b>5,537</b>			
<b>Land for SEZs</b> (As on 31.10.2020)	7 Central Govt. + 12 State Govt. / Pvt. SEZs notified before SEZ Act, 2005.	Notified SEZs under the SEZ Act, 2005	Total Notified SEZs Area (1+2)	Formally Approved SEZs (423-357)	Total Area (3+4)
	(1)	(2)	(3)	(4)	(5)
	<b>2172.75 Ha</b>	<b>39910.72 Ha</b>	<b>42083.47 Ha</b>	<b>5501.03 Ha</b>	<b>47584.50 Ha</b>
	Land is a State subject. Land for SEZs is procured as per the policy and procedures of the respective State Governments.				
<b>INVESTMENT</b>		<b>Investment</b> (As on February, 2006)	<b>Incremental Investment</b>	<b>Total Investment</b> (As on 30 <sup>th</sup> September, 2020)	
(Value in Rs. Crore)					
<b>Central Government SEZs</b>		2,279.20	18,592.81	20,872.01	
<b>State/Pvt. SEZs set up before 2006</b>		1,756.31	12,680.28	14,436.59	
<b>SEZs Notified under the Act</b>		-	5,59,810.67	5,59,810.67	
<b>Total</b>		<b>4,035.51</b>	<b>5,91,083.76</b>	<b>5,95,119.27</b>	
<b>EMPLOYMENT</b>		<b>Employment</b> (As on February, 2006)	<b>Incremental Em- ployment</b>	<b>Total Employment</b> (As on 30 <sup>th</sup> September, 2020)	
<b>Central Government SEZs</b>		1,22,236 persons	58,249 persons	1,80,485 persons	
<b>State/Pvt. SEZs set up before 2006</b>		12,468 persons	84,450 persons	96,918 persons	
<b>SEZs Notified under the Act</b>		0 persons	19,56,515 persons	19,56,515 persons	
<b>Total</b>		<b>1,34,704 persons</b>	<b>20,99,214 persons</b>	<b>22,33,918 persons</b>	
<b>Exports in 2018-19</b> <i>DTA Sale (Deemed exports)</i> <i>DTA Sale (Not counted for +ve NFE)</i>		<b>Rs. 7,01,179 Crore</b> (Growth of 21% over FY 2017-18) <i>Rs. 19,908 Crore (2% of total production)</i> <i>Rs. 1,01,866 Crore (12% of total production)</i>			

<b>Exports in 2019-20</b> <i>DTA Sale (Deemed exports)</i> <i>DTA Sale (Not counted for +ve NFE)</i>	<b>Rs. 7,96,669 Crore</b> (Growth of 13.62% over FY 2018-19) <b>Rs. 19,662 Crore</b> (2% of total production) <b>Rs. 1,14,445 Crore</b> (12% of total production)
<b>Exports in 2020-21</b> <i>(As on 30<sup>th</sup> September, 2020)</i> <i>DTA Sale (Deemed exports)</i> <i>DTA Sale (Not counted for +ve NFE)</i>	<b>Rs. 3,49,363 Crore</b> (Decrease of (-)8.52% over the exports of the corresponding period of FY 2019-20) <b>Rs. 8,550 Crore</b> (2% of total production) <b>Rs. 38,455 Crore</b> (10% of total production)

**Sector-wise Distribution of SEZs in India  
(Number & Percentage of Operational SEZs (262) as on 30.09.2020)**



## 2. EXPORT ORIENTED UNITS (EOUs)

The Export Oriented Units (EOUs) scheme was introduced in early 1981, primarily to boost exports by creating additional production capacity. It was introduced as a complementary scheme to the Free Trade Zones/Export Processing Zone (EPZ) Scheme introduced in the sixties. It adopts the same production regime as SEZs (erstwhile EPZs) but offers a wide option in locations.

Units undertaking to export their entire production

of goods and services, except permissible sales in the DTA, as per the Export-Import Policy are referred to as Export Oriented Units (EOUs). The EOUs function under the administrative control of the concerned Development Commissioner of Special Economic Zone i.e., under the Department of Commerce, Government of India.

The EOUs are governed by the provisions of Chapter 6 of the Foreign Trade Policy (FTP) and its procedures, as contained in the Handbook of Procedures.

As on 30<sup>th</sup> September 2020, 1607 units are in operation under the EOU Scheme as compared to 1700 EOUs on 30<sup>th</sup> September 2019.

### State-wise distribution of EOUs

SEZ	State/UTs	Functional EOUs as on 30.09.2020
NSEZ	Chandigarh	02
	Delhi	07
	Haryana	52
	Himachal Pradesh	04
	Jammu & Kashmir	01
	Punjab	07
	Rajasthan	52
	Uttar Pradesh	48
	Uttarakhand	01
CSEZ	Karnataka	342
	Kerala	72
ISEZ	Madhya Pradesh	8
VSEZ	Andhra Pradesh	71
	Telangana	122
FSEZ	West Bengal	30
	Jharkhand	02
	Orissa	01
	Meghalaya	01
MEPZ	Tamil Nadu	327
	Pondicherry	11
KASEZ	Gujarat	183
SEEPZ	Maharashtra	215
	Dadra & Nagar Haveli	15
	Daman & Diu	07
	Goa	26
<b>TOTAL</b>		<b>1607</b>

**Exports performance by EOUs***(Value in Rs. Crore)*

<b>Year</b>	<b>EOUs Export</b>
2016-17	1,03,277.94
2017-18	86,083.06
2018-19	87,371.74
2019-20	1,02,492.92
2020-21 (Prov.)	41,570.98*

\* Provisional as APRs & QPRs from some of the units are yet to be received.

EOUs are mainly concentrated in Textiles and Yarn, Food Processing, Gems & Jewellery, Computer Software, Electronics, Chemicals, Plastics, Granites and Minerals/Ores.

# SPECIALIZED AGENCIES



## 1. PLANTATION (TEA, COFFEE, RUBBER AND SPICES)

The plantation sector comprises tea, coffee, rubber and spices sectors which have importance in India's economy as this sector is related to the livelihood concerns of a large number of people employed directly and indirectly in the plantation industry and its ancillary activities. It is also a large foreign exchange earner. The plantation sector is one of the oldest organized industries in India and the mainstay of the agrarian economy of many States. The uniqueness of plantation crops lies in its massive growth potential and scope for improved lives, without migration, through traditional skills development and sustainable manner. Historically, plantations in India were promoted as a means of foreign exchange earner to overcome its acute shortage. Given this role, the sector received considerable attention of the State. This is evident as commodity boards were set for each of the crops and with legislations that empowered these boards to undertake various activities needed for plantation development. Further, despite agriculture being a State subject, on account of their role in export earnings the commodity boards were kept under the Ministry of Commerce and Industry.

The details of each sector are summarized as under:

### (A) Tea Sector

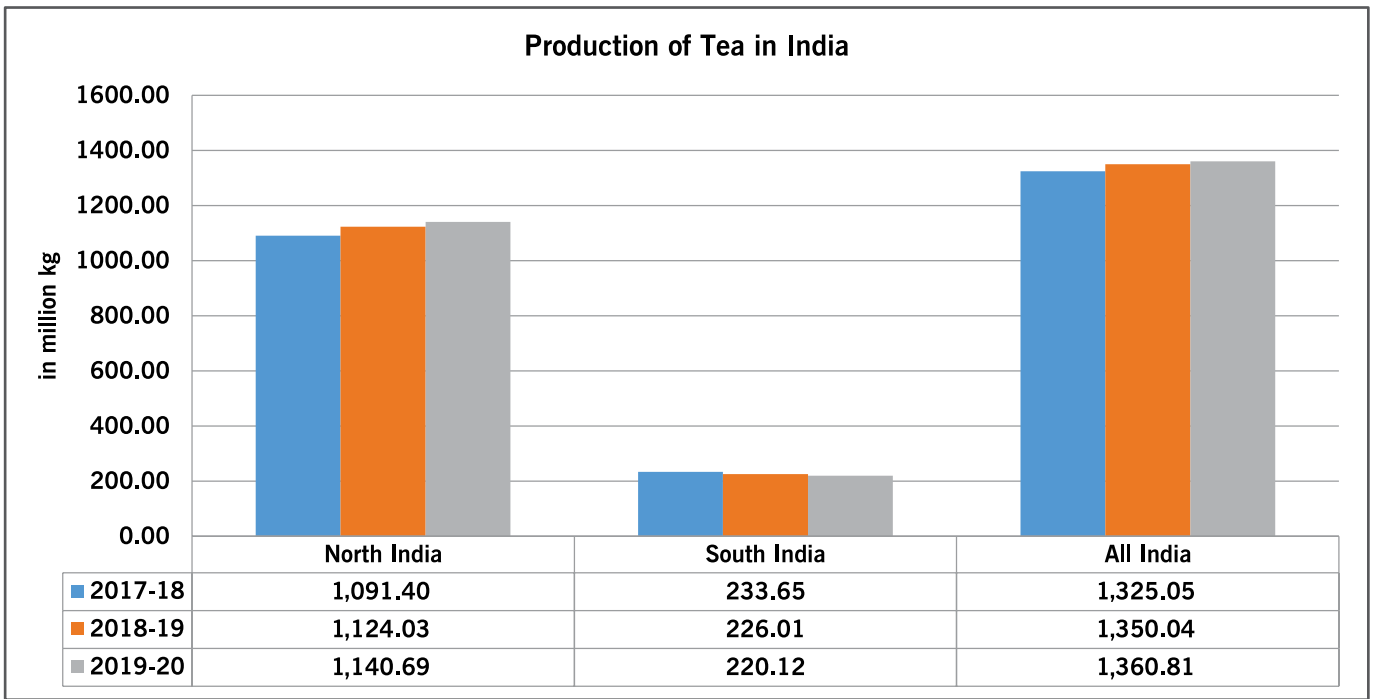
**(i) Tea Board:** The Tea Board is a statutory body constituted under the Tea Act, 1953 to discharge various functions, duties and responsibilities envisaged in the Act for the overall development of the tea industry in India. The Tea Board consists of 31 members, including the Chairman. The tenure of the Board is three years. The term of the present Board is from 11.02.2019 to 10.02.2022. The Deputy Chairman is the Chief Executive Officer who is assisted by two Executive Directors stationed at zonal offices at Guwahati, Assam (for the entire North Eastern Region) and at Coonoor, Tamil Nadu (for the entire South India Region). The functions of the Board are to develop effective management strategies to facilitate competence and innovation in tea plantations, innovative processing technology for producing good quality teas, augmentation of high value tea for

exports, capacity building for human resources at all levels in the tea industry, strengthening of research and development to evolve quality planting materials and manufacturing techniques and collectivization of small tea growers into SHGs, FPOs and FPCs for their sustainability and include them in the value chain.

**(ii) Tea in India:** India is the largest producer and consumer of black tea in the world. India ranks 2<sup>nd</sup> in world tea production with a share of 23% and is the 4<sup>th</sup> largest tea exporters with a share of 13%. On an average 18% of the total production is exported and the balance 82% is available for domestic consumption. Besides bringing in valuable foreign exchange, the tea industry is also one of the important sources of revenue for the tea growing States. The most significant feature of the industry is its ability to provide direct employment to 1.16 million workers, of which 58% are women. Additionally, more than 6 million people derive their livelihood from ancillary activities associated with the industry.

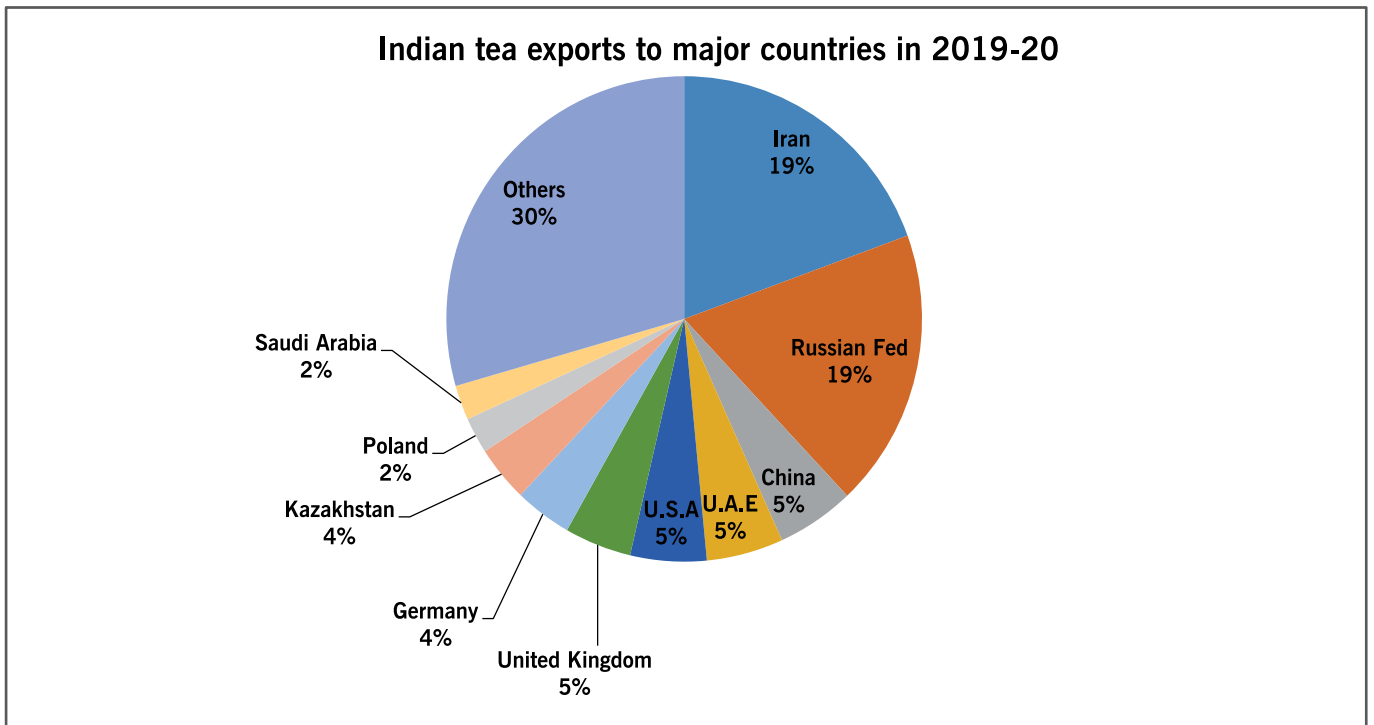
**(iii) Tea growing regions:** Assam, West Bengal, Tamil Nadu, and Kerala are the major tea growing States. They account for 97% of the total production. Other traditional States where tea is grown to a small extent are Tripura, Himachal Pradesh, Uttarakhand, Bihar, and Karnataka. The non-traditional States that have entered the tea map of India in recent years include Arunachal Pradesh, Manipur, Meghalaya, Mizoram, Nagaland, and Sikkim. India produces a variety of teas each having a uniqueness of its own – Darjeeling, Assam, Nilgiri, Kangra, Dooars Terai, Sikkim, Tripura, and many more. Darjeeling, Assam Orthodox, Nilgiri Orthodox and Kangra tea are Geographical Indications.

**(iv) Production:** During 2019-20 Indian tea production was 1360.81 million kg, as compared to 1350.04 million kg in the year 2018-19, an increase of 10.77 million kg (0.80%). During the current year 2020-21, in view of the restrictions due to COVID-19 followed by floods in the major tea growing regions in India, the tea production is estimated to fall by 10 - 12%. Based on the provisional data of production, the cumulative tea production during 2020-21 (April-September) arrives at 782.56 million kg, a decline of 121.05 million kg (13.40%) as compared to the corresponding period in 2018-19. It is expected that the tea production for 2020-21 will be around 1240-1250 million kg.



**(v) Exports:** During 2019-20 tea exports were to the tune of 241.34 million kg with a value realization of Rs.5457.10 Crore, a marginal decline of 5.17% in quantity and 0.90% in value realization, compared to 2018-19. The total estimated foreign exchange earned during the period was US\$ 768.93 million, a decline of 2.36% as compared to 2018-19. The unit price realization increased by 4.50% in Rs/kg and 3.24% in \$/kg during the year 2019-20 as compared to 2018-19.

During the current financial year 2020-21 (April-August), the provisional tea exports stood at 79.65 million kg, with a FOB value of Rs. 1892.16 Crore as compared to 100.15 million kg, and FOB value of Rs. 2340.58 Crore of the corresponding period last year, a decline of 15.18 million kg in quantity (19.56%) and Rs. 383.03 Crore in value (21.23%). The decline in tea production and logistical challenges due to COVID-19 pandemic is likely to affect tea exports. It is expected that the tea exports for 2020-21 will be around 210-215 million kg.



**(vi) Prices:** Although the average auction tea price during 2019-20 decreased by Rs.2.61 per kg compared to price during 2018-19, the prices in public auctions during 2020-21(April-October) increased by Rs.74.05 per kg (by 50.29%) as compared to price realized during the corresponding period of 2020-21.

**(vii) Tea development:** One of the important functions assigned to the Tea Board under the Tea Act includes formulation and implementation of development schemes aimed at increasing tea production and productivity of plantations, modernization of tea processing, packaging and value addition facilities, and encouraging co-operative efforts amongst small tea

growers through the formation of SHGs/FPOs/FPCs and welfare measures for tea garden workers. Financial assistance is provided for uprooting and replanting/rejuvenation of old aged tea bushes, creation of irrigation facilities, field mechanization, collectivization of small growers by way of Self Help Groups/producer groups, training, demonstration, study tours, value addition, quality certification, incentivization for production of orthodox and green teas, and welfare measures for workers.

**(viii) Achievements:** Physical Achievement for FY 2020-21 till 31<sup>st</sup> October 2020 under major developmental activities are as follows:

Component	Activities	Physical Achievement 2020-21 (till 31 <sup>st</sup> October, 2020)
Public Distribution System (PDS) - Big Growers	Replanting and Replacement Planting (ha)	685.08
	Rejuvenation pruning (ha)	160.99
	Irrigation (ha)	291.99
	Field Mechanization (no.)	74
PDS- Small Growers	Replanting/replacement planting(ha)	35.86
	Rejuvenation pruning (ha)	93.51
	Creation of irrigation facilities(ha)	11.00
	Field Mechanization (no.)	83
Quality Upgradation and Product Diversification (QUPD)	Orthodox Production Subsidy (M Kg)	28.12
Human Resource Development (HRD)	Educational stipend, Uniform/ Book grant etc /Nehru Award (no.)	450
Schedule Caste Sub Plan (SCSP)	No of Beneficiary (no.)	1521
Tribal Area Sub Plan (TASP)	No of Beneficiary (no.)	344



**(ix) Tea research:** Tea Board co-ordinates tea research in the country mainly through three tea research institutes (TRA for North-East India, UPASI for South India, and DTR&DC for Darjeeling Tea Industry). Some of the salient leads achieved in respect of research and industry supporting activities are summarized below:

- ◆ Virtual screening of 70 tea bioactive molecules against SARS-CoV-2 receptors RNA dependent RNA polymerase (RdRP) and Spike (S) glycoprotein were carried out for molecular dynamics and simulation studies.
- ◆ Demonstration on mass production of Biofertilizer and Trichoderma was conducted in South India for the improvement of the soil health by the native proven Biofertilizer/PGPR strains (*Pseudomonas putida*, *P. fluorescens*, *Bacillus amyloliquefaciens*, *Burkholderiasp*, *Azospirillum* and *Actinomycetes*) and *Trichoderma* spp. (*T. viride*, *T. atroviride* and *T. harzianum*). Under the Lab to Land program, about 144 kg of mother cultures were prepared and dispatched to their estate for mass production and further field application.
- ◆ A rapid and cost-effective method for the estimation of Nitrogen in plant samples, organic manure, soil sample and fertilizer was standardized.
- ◆ At Quality Control Laboratory, Siliguri, 172 samples were analyzed for FSSAI parameters, flavor tea, PPC compliance and heavy metal analysis involving 157 tests for bio-chemical parameters, 149 for heavy metals and 160 for pesticide residues.

**(x) Other major achievements from April 2020 to October 2020**

- ◆ Jorhat Auction Platform: With the objective of implementing an innovative auction model with value-added services to cater to the need of the Assam tea cluster, the Tea Board has set up an e-auction platform viz. "Jorhat platform". This platform will serve the industry by providing updated auction methodology along with associated services like central warehousing, logistics to the buyer, etc. The platform is also expected to reduce turnaround time and cost-effectiveness of the entire process and will aid in

fair and market-driven price discovery by virtue of transparency among primary, secondary, and tertiary buyers. Jorhat Auction has gone live from 1<sup>st</sup> June 2020.

- ◆ Cloud environment: On the infrastructure front of the auction system, the Board has successfully moved the auction system into a cloud environment from May 2020.

**(B) Coffee sector**

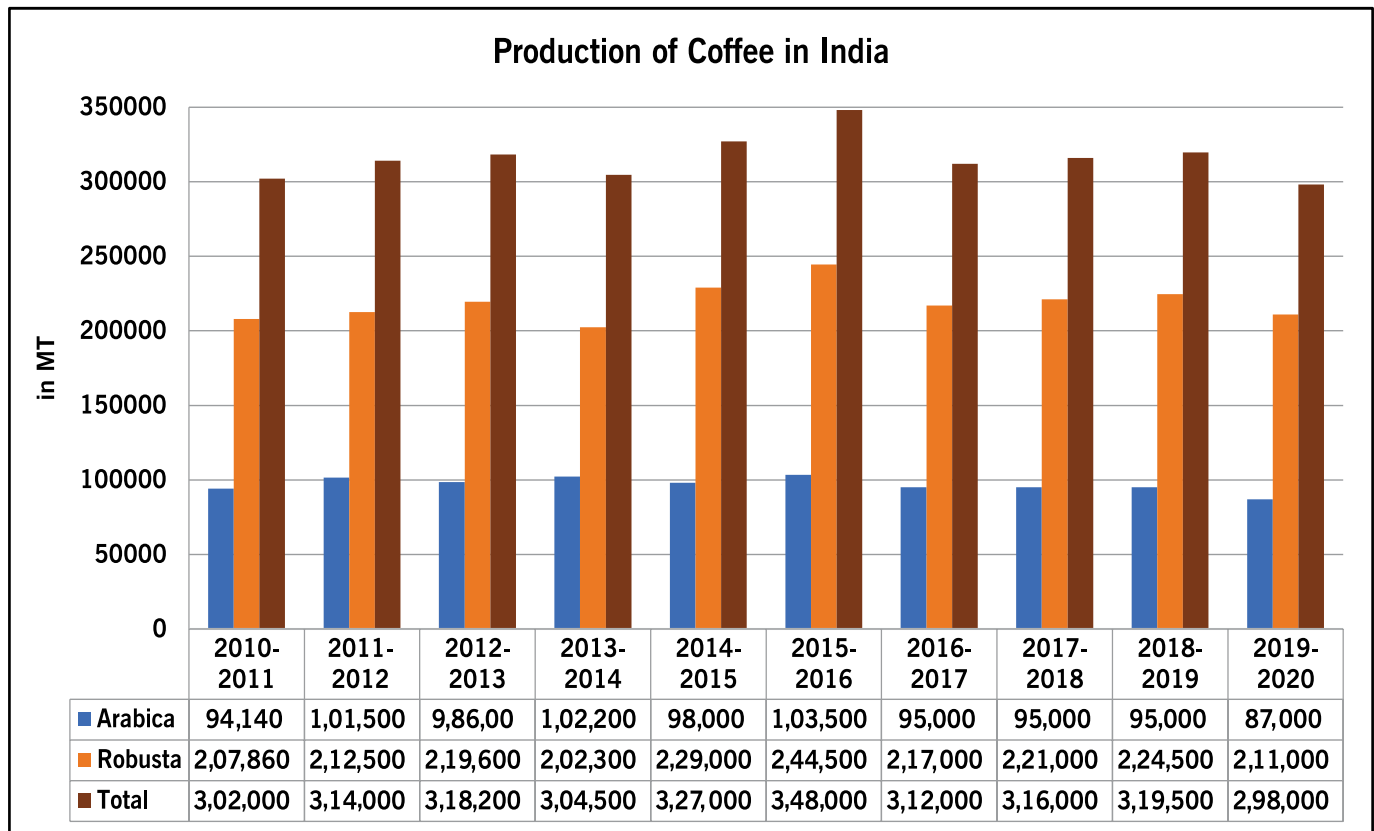
**(i) Coffee Board:** The Coffee Board is a statutory organization under the Ministry of Commerce & Industry, constituted under the Coffee Act 1942. The Board comprises 33 members including the Secretary, who is the Chief Executive appointed by the Government of India, a non-executive Chairman and remaining 31 members include Members of Parliament, official members representing the interest of coffee growing States and members representing various interests of the Coffee Industry. The Coffee Board focuses its activities in the areas of research, extension, development, market intelligence, external & internal promotion and labour welfare measures. The Coffee Board functions with its Head Office in Bengaluru. The Central Coffee Research Institute (CCRI) at Balehonnuru, Chikkamagaluru District, Karnataka is the headquarters of the Research Department with a Sub-Station at Chettalli (Karnataka) and Regional Research Stations at Chundale (Kerala), Thandigudi (Tamil Nadu), Narasipatnam (Andhra Pradesh) and Diphu (Assam). The extension network is spread over the traditional coffee growing areas (Karnataka, Kerala and Tamil Nadu), non-traditional areas (Andhra Pradesh and Odisha) and North Eastern Region (Assam, Tripura, Mizoram, Meghalaya, Nagaland, Manipur and Arunachal Pradesh).

**(ii) Coffee area:** Coffee is cultivated in an area of around 4.6 Lakh hectares predominantly in the traditional areas covering the States of Karnataka, Kerala and Tamil Nadu, which contribute to around 97 per cent of the total production.

Coffee is also cultivated to some extent in non-traditional areas of Andhra Pradesh and Odisha and to a lesser extent in the North Eastern States viz., Assam, Arunachal Pradesh, Meghalaya, Mizoram, Tripura, Nagaland and Manipur with emphasis on tribal development and afforestation. There are about 3.80

Lakh coffee holdings in the country, of which around 3.77 Lakh holdings (99%) constitute the small growers' category (up to 10 hectares holding) and the rest 1% of the total holdings fall under the large grower category with holding size of more than 10 hectares.

**(iii) Coffee production:** The final coffee production estimates for 2019-20 is 2,98,000 MT consisting of 87,000 MT of Arabica and 2,11,000 MT of Robusta. The pre-Monsoon estimate of coffee production for 2020-21 is placed at 3,50,000 MT.



**(iv) Productivity:** The overall productivity of coffee during 2019-20 is 713 kg/ha. The productivity of Arabica is 427 kg/ha and that of Robusta is 983 kg/ha. In the traditional coffee growing areas, the productivity is high with an overall average of 830 kg/ha, consisting of 577 kg/ha in case of Arabica and 986 kg/ha in Robusta.

**(v) Export of Coffee:** Coffee is primarily an export oriented commodity and at present 75% of the country's production is exported while the balance is consumed in the domestic market. During 2019-20, India exported 3,27,413 MT of coffee (including re-exports) valued at Rs. 5,214.65 Crore (US\$ 741.45 million) as against export of 3,53,853 MT of coffee valued at Rs.5,905.59 Crore (US\$ 848.86 million) during the previous year. During the current year (April-October 2020), the coffee exports was 1,84,505 MT valued at Rs. 2899.74 Crore (US\$ 385.92 million).

**(vi) Export of value added coffee:** The export of

value-added coffee has recorded significant growth from a level of 44,764 MT during the period 2003-04 with the share of about 19% in the total coffee exports and reached to 1,17,245.50 MT in 2019-20 with a share of about 36% of the total coffee exports. The export of value-added coffee during the period 2019-20 (April to October 2020) was 56,076 MT with the share of about 30% of the total coffee exports during the same period.

**(vii) Coffee research:** Some of the salient leads achieved in respect of different areas of research and industry supporting activities up to October 2020, are summarized below:

- ◆ During 2020-21 season, 28,320 elite clonal saplings have been supplied to 95 beneficiaries.
- ◆ During 2019-20, a total quantity of 17,022 kg of improved seed was supplied to coffee growers comprising of 13,854 kg of Arabica and 3,168 kg of Robusta. During the current year (2020-21), the

seed preparation activity has just commenced and the annual target of 12 MT would be achieved by March 2021.

- ◆ Under the advisory service support to the growers through soil, leaf and agrochemical analysis, a total of 6135 samples were analysed during 2019-20 and advisory letters have been issued to the growers. During the current year, a total of 1,292 soil samples received from 414 growers were analysed and issued fertilizer recommendations through Soil Health Cards up to end of October 2020.
- ◆ To create awareness on soil analysis based fertilizer recommendations, six awareness campaigns were conducted in coffee-growing regions. As the main season for soil sampling is after crop harvest (December-March), a total of 75 on-spot mobile testing campaigns are targeted to be conducted by the end of March 2021.
- ◆ To popularize the interventions for the management of coffee white stem borer, three on-farm demonstrations were conducted highlighting the stem wrapping with Non-woven fabric material. Also, an awareness programme on management of Giant African Snail was organized in Chikkamagaluru District, covering 100 coffee growers.
- ◆ Under the charging system, the Research Department of Coffee Board has taken up new trials during the current year for evaluation of the following propriety formulations.
  - “Bio-efficacy of Pepto on Robusta Coffee (2 years duration from 2019-20 to 2020-21) Project Cost – Rs.2.5 Lakh
  - Evaluation of Mahalaabah (Potassium Schoenite) on Yield and Quality of Arabica and Robusta Coffees (2019-20 to 2020-21) Project Cost – Rs.4.0 Lakh
  - Evaluation of HYTB (Amino Acid-based substance on Yield and Quality of Robusta Coffee (2020-21 and 2021-22) Project Cost – Rs. 4.0 Lakh

#### **(viii) Extension & development support**

- ◆ A total of six webinars on select topics of coffee cultivation as per the seasonal requirement have

been conducted for the stakeholders and a total of 440 growers benefited. Eight more webinars are scheduled till 31<sup>st</sup> March 2021.

- ◆ Around 2,251 coffee growers have been covered under various capacity building programmes viz. training on coffee cultivation at Technology Evaluation Centres (TECs), village-level workshops and vocational training programmes.
- ◆ The extension field officers provided 2,800 advisories through SMS to the coffee farmers, conducted 1,900 demonstrations, 80 village-level workshops, 5 capacity building programmes, 1,500 crop estimation visits, 3,200 subsidy inspections, crop damage surveys and other related visits to the coffee estates using the Coffee Connect App.
- ◆ During the current year, the following development support was extended to coffee stakeholders up to October 2020, under Integrated Coffee Development Scheme (ICDP):
  - Support was extended to 778 units under Water Augmentation and 50 units under quality improvement.
  - Support was extended to 5 coffee growers under Eco-certification.
  - Coffee Board is implementing the Project “Integrated Development Programme for Coffee and Black Pepper produced by Tribals” in Chamarajanagar, Kodagu and Chikkamagaluru districts of Karnataka with the financial assistance by Government of Karnataka covering 2,430 tribal growers.

#### **(ix) Export promotion**

- ◆ Participated in “First India Virtual FMCG Supply Chain Expo 2020” organized by FICCI during 10<sup>th</sup> - 14<sup>th</sup> August 2020.
- ◆ Participated in i-FPT Expo 2020, a Virtual Exhibition on Food Processing Technology (An initiative of Foodpro and Food & Bev Tech) organized by CII from 22<sup>nd</sup> July to 21<sup>st</sup> October 2020.
- ◆ Participated in Virtual Buyer Seller Meets with UAE and USA for GI products on 28<sup>th</sup> October

2020 organized by APEDA, New Delhi in association with the respective Indian Embassy.

### (x) Market development

As the 'Kaapi Shastra' is a practical hands-on training program, it was not organized till November this year due to COVID-19 related restriction. The first session of Kaapi Shastra training program was scheduled in December 2020 followed by two more sessions from January to March 2021.

### (xi) Recent initiatives of Coffee Board

#### ● Establishment of laboratory infrastructure for Coffee Quality & Export Certification under Trade Infrastructure for Export Scheme (TIES)

Coffee Board established laboratory infrastructure for Coffee Quality & Export Certification under Trade Infrastructure for Export Scheme (TIES). The said laboratory infrastructure is set up for meeting the certification of domestic companies involved in coffee processing and manufacturing and certification of export consignments to meet the importing countries standards. The laboratory has been made fully functional from June 2020 onwards.

#### ● Promotion, enhancement and marketability of GI registration for Coffees of India

Coffee Board has successfully obtained Geographic Indication (GI) registration for five unique regional coffees viz., Bababudangiris Arabica, Chikkamagaluru Arabica, Coorg Arabica Coffee, Araku Valley Arabica and Wayanad Robusta Coffee.

### (C) Natural Rubber (NR) sector

**(i) Rubber board:** The Rubber Board is a statutory body constituted under Section 4 of the Rubber Act, 1947 and functions under the administrative control of the Ministry of Commerce and Industry. The Board is headed by a Chairman appointed by the Central Government and has 29 members representing various interests of natural rubber industry such as rubber growing sector, rubber manufacturing industry, labour interest, representatives of Governments of principal rubber growing States and Members of Parliament (two from House of People and one from Council of States), including the Executive Director. The executive and administrative powers of the Board are vested with the Executive Director. The Board's headquarters is located at Kottayam in Kerala. The developmental and

regulatory functions pertaining to the entire value chain of the Indian rubber industry are discharged by the Board by way of assisting and encouraging research, development, extension and training activities related to natural rubber (NR). The functions of the Board also include maintaining statistics of rubber, promoting marketing of rubber and undertaking labour welfare activities. The Rubber Research Institute of India (RRII), established in 1955, is situated at Kottayam, Kerala and has nine Regional Research Stations (RRS) located in various rubber growing States of the country. RRII took up the research activities for ensuring biological and technological improvement of NR in the country. The Board has also a training department viz., Rubber Training Institute (RTI) located at Kottayam and acts as the link between research and extension activities for technology transfer. Rubber Board has the mandate for human resource development in all sectors of the NR industry comprising production, processing, product manufacturing, marketing and consuming sectors and has a significant role in the development of the rubber industry.

**(ii) Production of Natural Rubber:** NR production during the year 2019 - 20 is estimated at 7.12 Lakh ton, registering a notable growth of 9.4 % compared to 6.51 Lakh ton produced a year ago. The growth in production is attributed to several factors such as increase in tapped area by 40,000 ha, increase in rainguarded area, harvesting untapped area of around 4000 ha, favorable climate compared to the previous year, relatively high rubber prices and continuation of Rubber Production Incentive Scheme (RPIS) launched by Government of Kerala for ensuring a price of Rs. 150 per kg during 2019 - 20, etc.

NR production during April to September 2020 is provisionally estimated at 256,000 ton, recorded a negative growth of 16.9 % compared to 308,000 ton produced during the same period in the previous year.

**(iii) Productivity:** Average yield, measured in terms of production per hectare of tapped area, during 2019-20 was 1,459 kg per ha as against 1,453 kg per ha in 2018-19. Share of untapped area in the available tappable area decreased to 26.4 % in 2019-20 from 29.8 % in 2018-19. The extent of tapped area increased to 488,000 hectares in 2019-20 from 448,000 hectares in 2018-19.

**(iv) Consumption of Natural Rubber:** The country consumed 11,34,120 ton of NR in 2019–20 down 6.4 % from 12,11,940 ton consumed during the year 2018–19. The auto tyre sector registered a negative growth of 12.5 % during 2019–20 as against a high positive growth of 11.9% recorded during 2018-19. At the same time, the general rubber goods sector registered a growth of 8.6% during 2019–20 as compared to a growth of 2.3% during 2018–19. Auto-tyre manufacturing sector accounted for 66.7 per cent of the total quantity of NR consumed in the country during 2019–20.

NR consumption during April to September 2020 is provisionally estimated at 434,460 ton, a negative growth of 23.4 % as compared to 567,120 ton consumed during April to September 2019.

**(v) Import of Natural Rubber:** As per provisional data available from the Directorate General of Commercial Intelligence & Statistics, the country imported 457,223 ton of NR during 2019–20 as compared to 582,351 ton imported in the previous year. Import of NR is valued at US\$ 696.43 million (Rs. 4,926.60 Crore) during 2019–20. NR import during April to September 2020 was 183,805 ton, compared to 257,943 ton during April to September 2019.

**(vi) Export of Natural Rubber:** Export of NR increased to 12,872 ton during the year 2019–20 from 4,551 ton a year ago. In terms of value, the country earned US\$ 21.71 million (Rs.154.40 Crore) during 2019–20 from NR export. Export of NR was mainly in the form of block rubber (91 %) and the main destination country was Iran. NR export during April to September 2020 was 1,895 ton (provisional) as against 3,766 ton exported during April to September 2019.

**(vii) Scheme:** The Sustainable and Inclusive Development of Natural Rubber Sector for the Medium-Term Framework (2017–18 to 2019–20) was approved by the Government with an outlay of Rs. 721.98 Crore. The scheme is being continued for the year 2020–21.

**(viii) Major activities during 2020 –21 (upto October 2020)**

- ◆ Brought out around 6,500 ha of new planting and replanting of rubber under the RPDETNT Scheme and continued the maintenance of 916.38 ha rubber plantations under tribal development.
- ◆ Rubber Board nurseries distributed around 1.92

Lakh quality planting material to growers and implemented rain-guarding subsidy scheme targeting 25,000 ha for enhancing productivity through adoption of good agricultural practices.

- ◆ With the objective of bringing untapped area under tapping by promoting adoption of rubber plantations in 10,600 ha through Board promoted companies and RPS.
- ◆ As part of farmer education and skill development, the Board conducted skill training, seminars, exposure programmes, etc benefitting 11,095 growers/tappers. Besides, the Board promoted self-tapping and convened mass contact programmes benefitting 16,477 growers/tappers for sustainability of the rubber sector.
- ◆ Rubber Board supported rubber growers for developing rubber plantations and other cultural operations by utilizing MGNREGS resources and benefitted 11,426 growers.
- ◆ As part of empowering growers and tappers, the Board promoted 15 Rubber Producers societies, Self Help Groups & Tappers Bank and regularly monitored / supported the activities of 3,000 RPS and 382 Group processing centres.
- ◆ Rubber Board extended technical and HR support to Government of Kerala for implementation of Rubber Production Incentive Scheme (RPIS) for ensuring minimum support price of Rs.150/kg and confirmed the sale bills for payment of Rs. 207.86 Crore to rubber growers as price incentive up to October 2020.

**(ix) Training during 2020–21 (upto October -2020)**

- ◆ Organized 75 batches of training programmes in online/offline mode and ten webinars benefitting 4,238 participants against the target of 4,000 beneficiaries from all stakeholders of the rubber industry value chain, under the Plan Scheme.
- ◆ Conducted 20 online outstation training programmes in traditional, non-traditional and NE regions benefitting 1,552 participants on location specific topics with focus towards quality improvement of NR, promotion of scientific agricultural practices for improving performance, productivity enhancement, sheet rubber processing and grading, ancillary income generation activities, etc.

- ◆ Under education development programmes, RTI imparted curriculum linked industrial training including assessment in Rubber Technology to B.Voc. students and also, organized technical training to B. Tech (Mechanical Engg.) students and faculty of M/s. Vimal Jyothi Engineering College, Kannur for their project on “Rubber Gloves Manufacturing” under the Unnat Bharath Abhiyan (UBA) Scheme of the Central Government. In addition, the Rubber Board signed MoU for launching of B.Voc. Course with M/s St. Dominic College, Kanjirapally under MG University.
  - ◆ Rubber Training Institute (RTI) undertook technology initiatives to maintain the sector vibrant and motivate the growers during the period of COVID-19 pandemic and launched webinar series on various topics of relevance for the benefit of stakeholders.
  - ◆ Organized one Entrepreneurship Development Programme (EDP) in rubber sector for NRIs in Kerala benefitting 50 participants and another EDP in collaboration with M/s KIED and District Information Centre, Kerala benefitting 100 participants.
  - ◆ Conducted a specialized training with technology transfer for “Latex dipped products for medical field” to M/s. Rubber Engineers, Thrissur.
  - ◆ Certified the twelve testing personnel from Rubber Board promoted Companies and seven employees of the Board after imparting training on “Testing of Dry Rubber Content (DRC)”. Besides, RTI imparted training for Extension officers of the Board in NE and NT regions to familiarize online platform used for live streaming of programmes so as to motivate the stakeholders of the rubber sector.
  - ◆ Conducted different types of training programmes for 291 SC beneficiaries and 594 ST beneficiaries from socially backward community.
  - ◆ Received consent from 9 RPS (115 candidates) against the target of 17 RPS under 17 Regional Offices for one-year Certificate Course in Apiculture towards promotion of ancillary income generation for the benefit of rubber farming community.
- (x) International training programme**
- ◆ Organized an International webinar through video conference on “Natural Rubber Gloves manufacturing: Prospects and Concerns” covered all aspects of the latex gloves manufacturing in collaboration with M/s Indian Rubber Institute (IRI) benefitting 137 participants including 37 international participants.
  - ◆ Collaborative project with M/s. HMT (International) Limited and M/s Central Tool Room and Training Centre, Bhubaneswar was undertaken in connection with the setting up of M/s Indo - Myanmar Industrial Training Centre (IMITC) at Thaton, Myanmar and also, extended technical support for equipment & machineries installation in IMITC.
- (xi) Research achievements during 2020-21 (upto October -2020)**
- ◆ Shri Biplab Kumar Deb, Hon'ble Chief Minister of Government of Tripura released officially a high yielding and cold tolerant clone RR11 429 for commercial cultivation, developed exclusively for NE region in the occasion of Research & Development Committee meeting held on 12<sup>th</sup> February 2020 at Agartala.
  - ◆ Collection and analyses of soil samples completed for Tripura, West Bengal, Manipur and Arunachal Pradesh for preparing geo-referenced digital soil fertility maps and online fertilizer recommendation. Soil fertility maps for 13 fertility parameters for the State of Tripura have been completed.
  - ◆ Rubber Products Incubation Centre (RPIC): The Board submitted a proposal to M/s Kerala State Industrial Development Corporation (KSIDC) for promoting innovative ideas of upcoming entrepreneurs by establishing RPIC at Rubber Research Institute of India (RRII). Subsequently, M/s KSIDC had given sanction for the proposal and accordingly, the Board has been commissioned RPIC on 10.06.2020 at RRII to incubate and develop innovations and ideas of entrepreneurs in the rubber industry value chain. Eight entrepreneurs registered with the newly opened Rubber Products incubation center.

- ◆ Landslide zonation maps of rubber plantations of eight districts of Kerala were prepared and the panchayats in the high risk category are being delineated.
  - ◆ Soil fertility maps of Meghalaya were communicated to IITMK for developing online fertilizer recommendation. Fertility constraints vary in different states in Northeast. Micronutrient zinc was deficient in Tripura soils whereas, boron was deficient in Meghalaya emphasizing the need for site-specific fertilizer application.
  - ◆ Three imported clones from Malaysia (PB 280, PB 314 and PB 255) during 2019 were upgraded to Category I for commercial release in the traditional rubber growing regions. Another two clones imported from Cote d'Ivoire (IRCA 130 and IRCA 111) during 2019 were upgraded to Category II (stage prior to commercial release).
  - ◆ Using satellite data, RRIL updated the estimation of acreage under rubber plantation in Assam (2018), Karnataka (2019), Tamil Nadu (2019) and six districts of Kerala (2019). Further, monitored spatio-temporal changes in rubber cultivation in Tripura, Karnataka and Assam where large-scale area expansion has happened in recent times due to climatic, economic and anthropogenic reasons.
  - ◆ Rubber-based homestead farming models were established in Tripura and Kerala, integrating pisciculture, goatery, various tropical fruit crops etc.
  - ◆ Standardized a potentially energy-saving method to prepare silica master-batch for applications in the tyre & non-tyre sectors and also, identified a new coagulant to reduce processing and maturation time for making good quality sheet at lower cost.
  - ◆ Developed a method to produce good quality sheet rubber from ammonia preserved latex which is useful for smallholders and a quick & accurate method for estimating dry rubber content in latex and a new technology for coagulating latex in alkaline pH.
  - ◆ Developed formulations for 24 rubber products for manufactures in the MSME sector. Imparted hands-on training to five MSME clients for products manufacturing and provided consultancy services to 1296 clients in MSME sector.
- (xii) Export Promotion Measures taken during 2020-21 (up to October 2020)**
- ◆ **Trade Information Portal:** Trade information portal [www.indiannaturalrubber.com](http://www.indiannaturalrubber.com) hosted by the Board provides web enabled support to NR exporters for promoting their products in the international market. The link “virtual trade fair” in this website provides detailed profile of all NR exporters in India. International buyers can access the contact details of NR exporters in this website and also, provides a tracking system of rubber exported under the brand “Indian Natural Rubber”.
  - ◆ **Promoting Branding of Natural Rubber:** In consonance with the Foreign Trade Policy, Rubber Board has been promoting exports of NR under the brand “Indian Natural Rubber”. Branding of rubber is done with an objective of differentiating Indian NR in the international market with its discerning quality features. As Indian exporters are finding it difficult to compete in the international market owing to relative price disadvantage, branding helps to retain their presence in major buying markets with its unique selling proposition of ‘conformation to quality’.
  - ◆ **Incentive scheme for export of Indian Natural Rubber:** ITCHS Code 40012100 & 40012200 are included in Merchandise Export Incentive Scheme (MEIS). Board has been operating a scheme for incentivising export of ‘Indian Natural Rubber’ branded Concentrated Latex with ITCHS 4001 10 20 @ Rs. 0.20/kg Dry Rubber Content (DRC).
- (xiii) Other major initiatives taken by the Board during 2020-21 (up to October 2020)**
- ◆ **Third Party Evaluation of Medium Term Expenditure Framework (MTEF) scheme:** A National Level Committee of 12 experts was constituted for evaluation of the MTEF Scheme of the Rubber Board with Shri K. M. Chandrasekhar IAS (Retd), former Cabinet Secretary as Chairman. The Report was submitted to the Department of Commerce in December 2019. The Board also conducted a field survey covering 3,160 growers to collect their response on the observations and recommendations in the Evaluation Report.

- ◆ **Annual meetings of ANRPC:** Annual meetings of the Association of Natural Rubber Producing Countries (ANRPC) for 2019 were held during 7<sup>th</sup> to 11<sup>th</sup> October 2019 at Yogyakarta, Indonesia and a delegation from India attended the meetings. The annual meetings of ANRPC for 2020 were held virtually during November 2020 and Indian delegation attended the meetings.
- ◆ **India Rubber Meet (IRM) – 2020:** Rubber Board, in partnership with all stakeholder associations in rubber sectors, organized the fifth edition of India Rubber Meet, a biennial meet, at Mahabalipuram, Chennai on 28<sup>th</sup> and 29<sup>th</sup> February 2020. Theme was “Rubber Resurgence through Innovation” and the meet comprised speeches by international experts, panel discussions and experience sharing

by stakeholders. India Rubber Meet Forum was registered as a Society in September 2019 under the Charitable Societies Act.

- ◆ **Study on Quality and Productivity of Commodity Boards:** A study on the quality and productivity of Rubber Board was prepared by M/s Centre for Development Studies (CDS), Trivandrum.
- ◆ **Rubber Production Incentive Scheme (RPIS):** Launched by Government of Kerala in 2015-16 in association with the Rubber Board through RPS is now in the fifth phase of operation. The Board is providing logistic support and the funds are made available by the State Government. Around 5 Lakh rubber growers are registered under the Scheme and an amount of around Rs.1600 Crore had been paid so far.



#### (xiv) e-Governance activities undertaken

- ◆ Transfer of funds in DBT mode to beneficiaries through PFMS
- ◆ Processing and release of No-Objection-Certificate (NOC) for the import of NR
- ◆ Issue of Registration-Cum-Membership-Certificate (RCMC) for NR exporters
- ◆ Issue of License to rubber products manufacturers/ dealers/ processors
- ◆ Trade information portal, providing all trade information related to NR
- ◆ E-filing of statistical returns of rubber products manufacturers, dealers, processors and estates
- ◆ Dissemination of information to stakeholders through the official website in English and vernacular languages
- ◆ Online Rubber Clinic website which provides one stop service delivery site for pest and diseases in rubber plantations where the growers can upload disease images in assisted mode or self-diagnosis modes
- ◆ Publication of international scientific journals in the field of rubber research using “rubberscience.in” portal

- ◆ Web based Rubber Soil Information System (RubSIS) which maintains the GIS based soil fertility status and fertilizer recommendation system
- ◆ Web based application for Campaign 2020: To fetch comprehensive data from Field Office level onwards and generate reports based on Field/Regional Office info and also, to promote self and low frequency tapping among growers through campaign
- ◆ Mobile apps for the stakeholders
- ◆ Rubber Kisan Mobile App has been developed for growers to know the daily rubber prices at national and international markets, agricultural practices to be followed on a monthly basis for each State, news and alerts issued by the Board as well the contact details of the offices of the Board with location.
- ◆ RubSIS Mobile App: This GIS enabled soil fertility status informer of 13 micronutrients in the soil from the field itself for finding the optimum mix and quantities of chemical fertilizers that a grower's holding requires

#### (D) Spices sector

**(i) Spices Board:** The Spices Board was constituted as a statutory body on 26<sup>th</sup> February, 1987 under Section 3 of the Spices Board Act, 1986. The Spices Board consists of 31 members and the Board is lead by the Chairman (non-official) and headed by the Secretary with its head office at Kochi in Kerala. The Spices Board is responsible for the overall development of cardamom industry and export promotion of 52 spices as scheduled under the Spices Board Act, 1986. The functions of the Board include research & development, domestic marketing of small and large cardamom, promotion, development, regulation of export of spices and quality control through quality evaluation labs, post-harvest quality improvement and development of organic spices in the North Eastern region. The Board is the authority to issue certificates of registration as exporter of spices and issue of cardamom dealers and auctioneers certificates. The Board undertakes programmes and projects like infrastructure support for hi-tech processing in spices for value addition, encouraging studies and research on medicinal properties of spices, development of new products, participation in international and domestic

fairs, packaging, setting up spice parks in major spice growing centres and arranging buyer-seller meets for establishing direct market linkage between farmers and exporters. The licensed/registered cardamom auctioneers and dealers facilitate the domestic marketing through cardamom e-auctions at the e-auction centres established by the Board.

**(ii) Global position of Indian Spices:** India is the largest producer, exporter and consumer of spices in the world. In India, about 100 million ton of spices are produced annually. The export of spices from India accounts for 12% of our production. In the world trade of spices, India's share is 43% in value and 47% in volume. India is the world leader in respect of production and export of major spices like chilli, turmeric, cumin, coriander, fennel and value-added products viz. spice oils, oleoresins and curry powder.

**(iii) Export performance during 2020-21 (April-August):** Despite the outbreak of COVID-19 pandemic and the consequent recession in the global economy, spices export from India has continued its upward trend during 2020-21 also. During April-August 2020 a total of 5,70,000 ton of spices and spice products valued at Rs.10001.61 Crore (US\$ 1326.03 million) has been exported from the country as against 4,94,120 ton valued Rs. at 8858.07 Crore (US\$ 1270.77 million) in April-August 2019 registering an increase of 15% in volume, 13% in rupee terms of value and 4% in dollar terms. The major items exported from the country are chilli, turmeric, ginger, cumin and mint products etc. During 2020-21 (April-August) the major destinations for Indian spices are USA, China, Thailand, UAE, Malaysia, UK, Indonesia, Germany, Srilanka, Netherlands, Japan, Singapore, Bangladesh and France.

**(iv) Production of cardamom (small & large):** The preliminary estimate of production of cardamom (Small) in India during 2020-21 is 14,820 ton with an average productivity of 319.43 kg/ha registering an increase of 31.90% over the previous year. The production of Cardamom (Large) during 2020-21 is 8725 ton with average productivity of 278.75 kg/ha with an increase of 2.30 % over last year.

**(v) Import:** On an average India is importing about 2,15,000 ton of spices annually. The major spices imported are cassia, clove, pepper, ginger, turmeric, poppy seed, star anise etc. The import is mainly for

value addition and re-export under various export promotion programmes of the Government. Spices like cassia, clove, poppy seed and star anise are imported for domestic consumption, as the production of these spices in India is not sufficient to meet the domestic demand.

**(vi) Major activities/achievements during 2020-21 (April-October)**

- ◆ The scheme viz. “Integrated Scheme for Export Promotion and Quality Improvement in Spices & Research and Development of Cardamom” approved under the Medium Term Framework (MTF) Plan (2017-18 to 2019-20) is being continued during the year 2020-21.
- ◆ The COVID-19 situation, has necessitated a shift in focus from physical events to online events and accordingly the Board has conducted online Buyer Seller Meets (BSMs), training/awareness programmes and webinars for farmers and other stake holders of the industry.
- ◆ During the current year, six such BSMs have been organized till date for large cardamom, nutmeg, ginger, pepper, turmeric focussing NE, Kerala, Tamil Nadu, Odisha etc. so as to provide a virtual platform for building direct linkages. Another BSM for saffron was organised on 25<sup>th</sup> November 2020 in association with State Agri Dept, J&K. The total number of 17 BSM’s scheduled for the current year including 5 nos. for the NE Region.
- ◆ Applications for covering an area of 406 ha for replanting/rejuvenation of cardamom small and 530 ha for replanting of large cardamom are being collected and processed for payment of subsidy to the farmers.
- ◆ For assisting the farmers in mechanisation of the post-harvest operations for improving the quality, Board has collected application for 339 equipments viz. Turmeric polisher, Turmeric boiler, pepper thresher, seed spice thresher, mint distillation units etc. for payment of subsidy.
- ◆ Spices Board has established and maintaining 8 crop specific Spices Parks in major production/market centres to empower the stakeholders of the spice industry, especially the farming community, by providing the common infrastructure and processing facilities. The Board has established

Spices Parks at Chhindwara & Guna in Madhya Pradesh; Puttady in Kerala; Jodhpur & Kota in Rajasthan; Guntur in Andhra Pradesh; Sivaganga in Tamil Nadu and Rae Bareilly in Uttar Pradesh.

- ◆ The seven Quality Evaluation Laboratories of the Board at Cochin, Mumbai, Delhi, Chennai, Guntur, Tuticorin and Kandla continued providing analytical services and mandatory testing and certification of export consignments of select spices during the year. Establishment of Quality Evaluation Lab at Kolkata has been completed. During the period April-October 2020, the Quality Evaluation Laboratories analyzed 32,400 parameters including Aflatoxin, Illegal dyes, Pesticide residues, Salmonella etc. of spice samples.
- ◆ During the current financial year (April-October), a total number of 1122 Certificate of Registration as Exporter of Spices and 33 Cardamom Dealer Licenses were issued.
- ◆ Board has issued 1362 Health certificates and 8312 analytical reports to the exporters during the period April-October 2020.

**(vii) New initiatives:** The Board has launched/partnering the following collaborative projects traceability, sustainability, bio-diversity and certification to enhance export of spices

- ◆ Jointly launched and partnered the National Sustainable Spice Programme in association with industry.
- ◆ Launched a project partly funded by Standards and Trade Development Facility (STDF) for Spices in association with FAO to address SPS issues and to strengthen the spices value chain covering 4 major spices.
- ◆ Sponsored and launched a project titled ‘Doubling of exports of spices in line with AEP and increasing farmer’s income by INDGAP Certification’ in collaboration with QCI covering 5 spices.
- ◆ To give special attention to various issues being faced by the Indian Chilli industry and to support farmers for export oriented production of chilli, Spices Board has constituted a ‘Chilli Task Force Committee’ in September, 2020 under the chairmanship of Shri G V L Narasimha Rao,

Hon'ble MP and Member, Spices Board. The Committee will examine relevant issues affecting the chilli sector and give recommendations for effectively tapping the full commercial prospects of chilli both in domestic and international markets.

## 2. TOBACCO

Tobacco is an important commercial crop grown in India. In order to regulate the production, promote overseas marketing and control recurring instances of imbalances in supply and demand, Tobacco Board was established by the Government of India under the Tobacco Board Act of 1975. The headquarters of Tobacco Board is at Guntur in Andhra Pradesh and is headed by a Chairman.

The Tobacco Board Act, 1975 aims at planned development of Tobacco Industry in the country. The various activities of the Board outlined in the Act for the promotion of the industry are:

- ◆ Regulating the production and curing of Virginia tobacco with regard to the demand in India and abroad.
- ◆ Propagating information useful to the growers, dealers and exporters (including packers) of Virginia tobacco and manufacturers of tobacco products and others concerned.
- ◆ Promoting tobacco grading at the level of growers.
- ◆ Establishment of auction platforms for sale of Virginia tobacco by registered growers and functioning as an auctioneer at auction platforms.
- ◆ Maintenance and improvement of existing markets and development of new markets outside India.
- ◆ Constant monitoring of the Virginia tobacco market, both in India and abroad and ensuring fair and remunerative price to the growers.
- ◆ Purchasing Virginia tobacco from the growers when the same is considered necessary or expedient for protecting the interest of growers with the prior approval of the Government of India.

### (A) Marketing and exports

#### (i) Registration of traders

Tobacco Board grants registration to various categories

of traders on calendar year basis as per Sections 11-A, 11-B(i) and 12 of Tobacco Board Act, 1975. Tobacco Board grants registration/renewal of registration under different categories viz., Processor of Virginia Tobacco, Manufacturer of Virginia Tobacco, Exporter of Tobacco, Exporter of Tobacco Products, Dealer in Tobacco, Packer of Tobacco and Commercial Grader of Virginia tobacco.

In line with the Government of India's initiative on "Digital India", Tobacco Board has introduced online system for e-filing of applications for grant of registration / renewal of registration under various categories of traders to provide a transparent and integrated electronic service to the tobacco trade. E-filing of applications has been made mandatory for obtaining registration/renewal of registration by all categories of traders through portal [www.tobaccoboard.in](http://www.tobaccoboard.in). As on 15.10.2020, a total of 1011 traders were granted/renewed registration under various categories for the Registration Year 2020.

#### (ii) Progress of exports in 2020-21 (April- August 2020)

The exports of tobacco and tobacco products during the period April 2020- August 2020 stood at 73,679 Metric tons valued at Rs. 2,193.33 Crore (US\$ 291.03 million) reflecting a decrease of 14%, 8% and 15% in terms of quantity, value in rupees and in US dollars respectively when compared to the exports made during the corresponding period of last year. The decline in exports is mainly on account of the disruptions caused due to the COVID-19 pandemic and subsequent lockdown restrictions during the month of April and May 2020. The exports are gradually picking up since May 2020 and the rate of contraction which was -70 % during April 2020 has come down to -15 % as of April-August 2020.

#### (iii) Export facilitation and promotion

- ◆ Moving towards digitization as part of ease of doing business, Tobacco Board is issuing RCMC online and the same are being uploaded to DGFT server. During 2020-21, as on 15.10.2020, a total of 19 RCMC's were issued to the exporters.
- ◆ Tobacco Board is also issuing Certificate of Authenticity for export of unmanufactured tobacco to European Union member countries and Certificate of Origin in Form 'A'(GSP) to select countries.

- ◆ Tobacco Board is also one of the Local Authorities authorized for registration of exporters under EU REX System for self-certification of the origin of goods being exported to EU under the GSP scheme. As on 15.10.2020, a total no. of 36 exporters have been registered under EU REX System through Tobacco Board.
- ◆ Tobacco Board had also ensured for prompt issue of Certificate of Origin during the lock down period.

### **(B) Flue Cured Virginia (FCV) tobacco production in India**

FCV tobacco production in the last 10 years had been fluctuating from year to year. These fluctuations are primarily due to weather impacts on yield as well as market dynamics in terms of price elasticity of supply and the crop regulation done by Tobacco Board. FCV tobacco production has registered a Compound Annual Growth Rate (CAGR) of (-)2.53% during the period 2010-11 to 2019-20.

### **(C) FCV Tobacco production regulation**

One of the important functions of the Tobacco Board is to regulate the production of Virginia tobacco to match the demand for Indian tobacco so as to ensure fair and remunerative prices to the growers for their produce. This objective is sought to be achieved by fixing crop size and by registering commercial nurserymen, tobacco growers and barn operators every year. The Board decides the crop size of FCV tobacco, considering various factors like demand and supply situations in domestic and international markets, marketability of different types of FCV tobacco, carryover stocks, trends in cigarette production and consumption.

### **(D) FCV crop production policy**

For 2020-21, Tobacco Board had fixed a crop size of 203 million kg for the cultivation of FCV tobacco in India. Tobacco Board has fixed a crop size of 88 million kg in Karnataka and 115 million kg in Andhra Pradesh for 2020-21 crop season.

### **(E) Extension & development activities**

Tobacco Board implements various extension and developmental schemes for improving productivity and

quality of Indian FCV tobacco to make it competitive in the international market. Tobacco Board extends subsidy to the registered FCV tobacco growers under its various schemes to encourage the growers to adopt new and improved package of practices. Tobacco Board provides a comprehensive package of support and extension services to growers using a wide network of qualified and trained field staff, in collaboration with Central Tobacco Research Institute (CTRI), National Institute of Plant Health Management (NIPHM) and Research and Development wings of tobacco companies.

- ◆ 2,209.25 kg of approved varieties of seed supply was arranged by Board through CTRI, Rajahmundry and ITC Research Division, Rajahmundry to FCV tobacco growers in Andhra Pradesh and Karnataka during 2020-21 crop season.
- ◆ An alternative procedure for procurement and distribution of fertilizers through Committee of Farmers without involvement of Board has been implemented during 2020-21 crop season in Andhra Pradesh and Karnataka. A quantity of 25568.55 MT of fertilizer was distributed to growers of Karnataka. Distribution of fertilizers in Andhra Pradesh is in progress.
- ◆ In Andhra Pradesh, green manure crop was raised in an area of 7585.66 ha for enrichment of soil health which would facilitate the growers in reducing the chemical fertilizers usage and improving quality of FCV tobacco grown.
- ◆ In Karnataka 7.98 Lakh trays and in Andhra Pradesh 6.82 Lakh trays were supplied to growers on subsidy basis for production of healthy and sturdy seedlings. The seedlings production in trays will ensure better establishment in field which will in turn help in uniform crop growth with no transplantation shocks and reduced pests and disease incidence.
- ◆ Board is encouraging growers to take up natural farming practices for production of organic tobacco. During 2020-21 crop season, 110 growers of Karnataka cultivated FCV Tobacco in 114 acres in Natural Farming mode and 70 growers came forward to take up trial of natural farming in 213.50 acres in Andhra Pradesh. It is proposed to extend an amount of Rs.5000/plot and Rs.10,000/- towards cash incentive

to each grower for meeting expenses towards application of organic compounds, bio pesticides to be used in FCV tobacco cultivation in natural farming mode.

- ◆ The Board, as a part of eco-friendly measures is encouraging growers to take up cultivation of fast growing tree saplings to meet the fuel requirements for tobacco curing. As a part of this initiative, Tobacco Board has mandated for tobacco growers to take up planting of 10 fast growing tree saplings for renewal of grower registration and Board is arranging for supply of saplings with the coordination of the local forest Departments.
- ◆ To promote energy conservation in curing of FCV Tobacco, Board in collaboration with trade has taken up massive energy conservation programme through insulation of barns by extending subsidy. During 2020-21 crop season, the insulation of 2000 barns in Karnataka and 555 barns in Andhra Pradesh is proposed.

#### (F) Tobacco auctions

The Auction system for sale of FCV tobacco was introduced in Karnataka in 1984 followed by Andhra Pradesh in 1985.

#### (G) Progress made during 2020-21

- ◆ In Andhra Pradesh, a total quantity of 122.64 mkg (million kg) FCV tobacco crop for crop season 2019-20 was marketed at an average price of Rs.123.66 per kg from 01.04.2020 to 13.10.2020 (the auction sales commenced on 17.02.2020 and are in progress).
- ◆ In Karnataka, a total quantity of 4.07 mkg (million kg) FCV tobacco crop for crop season 2019-20 was marketed at an average price of Rs.87.79 per kg from 01.04.2020 to 13.10.2020 (The auction sales commenced on 16.09.2019 and concluded on 09.06.2020).

#### (H) Growers welfare fund initiatives

Tobacco Board has undertaken various welfare measures, to ensure the overall welfare of around 89000 Tobacco Growers and their families in the States of Andhra Pradesh, Karnataka, Telangana and Odisha by establishing “Tobacco Board Growers

Welfare Schemes” in 2009-10 with the approval of Development of Commerce, Ministry of Commerce & Industry, Government of India.

The welfare Scheme provides financial assistance, in the form of Death Grants and interest Free Loans, to perform Daughter Marriage, Education of Dependent Children, Treatment for major illness/Accident cases requiring surgery and Repairs to barns damaged due to Natural Calamities/Fire Accidents. Since the inception of the scheme, Tobacco Board had provided financial relief of Rs. 55.42 Crore to 16373 growers, in terms of Grants and Loans. Grants worth Rs.44.80 Crore were sanctioned to 12,071 beneficiaries and interest free loans of Rs.10.62 Crore were sanctioned to 4,302 growers.

### 3. AGRICULTURAL AND PROCESSED FOOD PRODUCTS EXPORT DEVELOPMENT AUTHORITY (APEDA)

The Agricultural and Processed Food Products Export Development Authority (APEDA) was established in 1985, by the Government of India, under the Agricultural and Processed Food Products Export Development Authority Act passed by the Parliament. APEDA with its headquarters at New Delhi, is headed by Chairman. It has set up five regional offices at Mumbai, Bengaluru, Hyderabad, Kolkata and Guwahati. The primary objective of APEDA is to undertake the development and promotion of export of the following products:

#### (A) Products in first schedule to the APEDA Act

- ◆ Fruits, vegetables and their products
- ◆ Meat and meat products
- ◆ Poultry and poultry products
- ◆ Dairy products
- ◆ Confectionary, biscuits and bakery products
- ◆ Honey, jaggery and sugar products
- ◆ Cocoa and its products, chocolates of all kinds
- ◆ Alcoholic and non-alcoholic beverages
- ◆ Cereals and Cereal products
- ◆ Groundnuts, peanuts and walnuts
- ◆ Pickles, chutneys and papads
- ◆ Guar Gum

- ◆ Floriculture and floriculture products
- ◆ Herbal and medicinal plants

### **(B) Products in second schedule to the APEDA Act**

APEDA is responsible for registration and protection of the Intellectual Property rights (in India or outside India) w.r.t. Special products listed in Second Schedule. Currently, Second Schedule contains only Rice.

In addition to this, APEDA is also responsible for monitoring the import of sugar.

APEDA also functions as the Secretariat of the Certification Bodies under National Programme for Organic Production (NPOP) for Organic exports. The products are certified as 'Organic Products' for export as per the standards laid down by National Programme for Organic Production (NPOP).

APEDA under its Plan Scheme titled 'Agricultural Export Promotion Scheme of APEDA' provides financial assistance to registered exporters under three sub-components (Market Development, Infrastructure Development and Quality Development) for creation / upgradation of infrastructure to increase Agri exports.

### **(C) Agriculture Export Policy (AEP)**

Government of India announced Agriculture Export Policy (AEP) with the aim to double agricultural exports to US\$ 60 billion by 2022. The policy has been aligned with the vision of doubling of farmers' income by providing export opportunities to farmers' through stable trade policy regime. The policy aims to achieve the objective by focusing on development of clusters having potential for export-oriented production with greater involvement of State Governments.

For implementation of AEP, APEDA carried out following activities during 2020-2021:

- ◆ Sixteen States viz. Maharashtra, U.P., Kerala, Nagaland, Tamil Nadu, Assam, Punjab, Karnataka, Gujarat, Rajasthan, Andhra Pradesh, Telangana, Manipur, Sikkim, Madhya Pradesh and Uttarakhand have finalized the State specific Action Plans.
- ◆ The State Level Monitoring Committee (SLMC) has been formed in 20 States and 1 UT. 26 States & 4 UTs have nominated respective Nodal agencies for implementation of AEP.
- ◆ 47 clusters have been notified under AEP and 23 Cluster Level Committees have been formed.
- ◆ 13 Agri-Cells have been created in Indian embassies of Vietnam, USA, Bangladesh, Nepal, UAE, Iran, Saudi Arabia, Malaysia, Indonesia, Singapore, China, Japan and Argentina for increasing agriculture exports. Regular interaction is taking place with these cells to provide inputs on real time basis.
- ◆ A detailed analysis was carried out to address the requirements of SPS/TBT issues existing in trade, for boosting exports of India. The report titled "Tariff Disadvantages of India's Agricultural Exports" is based on the (10+20) potential export products identified for boosting exports under Agriculture Export Policy. It includes an analysis of 28 products, due to non-availability of HS Codes for 2 products (Moringa & Makhana). The report contains following information:
  - Applicable Tariff rates of Indian agriculture export products into importing countries.
  - Tariff duty for India's competitor into importing countries for agriculture exports.
  - Tariff disadvantages in the potential market for India in agriculture exports.
- ◆ Country specific reports of thirteen countries viz. Malaysia, Belgium, Indonesia, Vietnam, USA, UAE, Saudi Arabia, Iran, China, Japan, Nepal, Argentina & Brazil have been prepared after identification of products, its potential and way forward.
- ◆ In association with M/o AC&FW, strategy on holistic approach on agriculture trade has been prepared.
- ◆ MoUs have been signed with NCUI and AFC India Ltd for carrying out various activities for implementation of AEP.
- ◆ Despite the COVID-19 pandemic, exports of fresh horticulture produce took place by multimodal mode and consignments were shipped by air and sea to Dubai, London and other destinations from Varanasi, Lucknow, Theni, Nagpur and Anantapur cluster regions.
- ◆ APEDA has also set up a Market Intelligence Cell. Till date, 27 e-market intelligence reports have been disseminated.



The Commerce Secretary, Dr. Anup Wadhawan addressing at the 2<sup>nd</sup> workshop on Progress on Implementation of AEP & Strategy for Cluster Development, organised by APEDA with State Nodal agencies regarding Agriculture Export Policy, in New Delhi on 6<sup>th</sup> February 2020.

#### (D) Agricultural Export Promotion Scheme

Budget Allocation Statement – 2020-2021 (April 2020 - October 2020)		
S. No.	Plan Scheme	(Value in Rs. Crore)
1	Grant in aid-Subsidies	16.50
2	Grant for creation of Capital Assets	12.00
3	Grant in aid general	4.00
4	North Eastern Area (NER)	0.50
	<b>TOTAL</b>	<b>33.00</b>

#### (E) e-Governance initiatives

To enhance the e-governance system, APEDA has undertaken following initiatives:

- ◆ Development of Tracenet ISOT application so that integrity of organic textile and its products are assured and traceability is ensured at any stage of production
- ◆ Virtual Trade Fair (VTF) application was developed for organizing VBSMs and supporting exporters in virtual display of wide range of processed food products to increase the trade potential
- ◆ Automation of Tracenet Helpdesk complaint system for quick disposal of issues reported by stakeholders
- ◆ Implementation of online library software
- ◆ Migration of all APEDA online applications to cloud server
- ◆ Implementation of Farmer Connect application, which provides a platform for interaction of FPO's/FPC's/Co-operative and exporters to interact
- ◆ Process for generation of Certificate of Origin have been digitized
- ◆ Payment reconciliation facility has been implemented for all online payment transactions, to display user the exact payment status
- ◆ During lock down period, Trade Feedback Module has been implemented to rectify the challenges faced by registered units of Peanut, Meat, Laboratory, Pack House and Exporters etc.
- ◆ Development of online Help Desk support module for the closure of complaints to reduce the overall TAT (Turned Around Time) of the complaints.
- ◆ Development of the online accreditation of Certification Body (CB) module for all activities like new, renewal, surveillance and amendment for application of organic certification.
- ◆ Integration of online issuance of RCAC for Basmati Rice, mandatory requirements of importing countries for HACCP for Saudi Arabia and EIC Lab Test Report for EU Countries.

- ◆ Daily e-newsletter was circulated to more than 32000 recipients.
- ◆ Market Intelligence e-bulletin has started to cover key markets and commodities.

#### **(F) Registration of exporters during 2020-21**

- ◆ Issued 4740 Registration-cum-membership Certificate (RCMC).
- ◆ Issued 19866 Registration-cum-Allocation Certificates (RCAC) for 2.67 million MT for export of Basmati Rice.
- ◆ Issued 13182 Certificate of Export for 2.56 million MT of Peanuts & Peanuts products.

#### **(G) Setting up of export promotion forums for Agri products**

Considering the importance of export of fresh fruits, vegetables and flowers, Export Promotion Forums (FPF) were constituted for Grapes, Onion, Mango, Banana, Pomegranate, Rice, Nutri- Cereals, dairy products and Floriculture. The objective of these forums is to have focused deliberations among the stakeholders for issues faced and creating road map for enhancing exports.

#### **(H) Export promotion programmes & B2B meetings**

- ◆ Virtual meetings organized with Embassy of India (EoI) at Abu Dhabi, Kuwait, Indonesia, Switzerland, Singapore, Russia, GCC Countries, Sweden & Latvia Belgium and Iran for increasing agriculture exports.
- ◆ VBSM organized with UAE, Kuwait, Indonesia & Iran for promoting all scheduled products.
- ◆ VBSM organized with UAE & USA for promoting GI products.
- ◆ VBSM organized with Switzerland, Belgium & Germany for promotion of fresh fruits & vegetables.
- ◆ Virtual meetings organized with processed food exporters of southern and western region for solving the issues faced by exporters.
- ◆ Virtual meetings organized with exporters of meat products, poultry products and Honey for rectifying the constraints faced by the exporters during lockdown.

#### **(I) Simplification of the procedure**

- ◆ APEDA has developed SOPs for conducting virtual inspections for registration / renewal of Peanut processing units and physical verifications of the installed facilities / equipment's with the financial assistance of APEDA under Infrastructure development scheme.
- ◆ SOPs for virtual inspection of meat units for their renewal of registration were prepared.

#### **(J) Initiatives for export of fresh fruits & vegetables**

##### **(i) Market access**

- ◆ Market access granted for Pomegranate and Aril for export to Australia.
- ◆ Market access granted for Onions, Okra and Tomato for export to Bhutan.
- ◆ Procedure on export of Green Chillies to EU finalized in view of the new requirement of EU for issuance of Health Certificate and submitted to the European Commission.

##### **(ii) Facilitation of packhouses for exports**

- ◆ During COVID-19 lockdown, the validity of recognition of the horticulture packhouses, which were due for renewal, was extended until 31.12.2020.
- ◆ Due to COVID-19, virtual inspection for packhouse recognition was implemented.

#### **(K) Initiatives for export of processed food**

##### **(i) Monitoring of peanut processing units**

APEDA has been monitoring the exports of Peanut and Peanut products. 157 Peanut shelling grading and processing units including warehouses have been recognized for exports of peanut and peanut products. 9 new Peanut Units have been registered and registration of 73 units were further renewed in the current year.

##### **(ii) Facilitation of exports**

To facilitate export of Peanut and Peanut products, APEDA extended validity of unit registration period from 2 years to 3 years for non-EU countries.

##### **(iii) Export promotion activities**

APEDA in association with importing countries such as

USA, EU and Canada organized programs / workshops for creating awareness among exporters on import regulations, new requirements and amendments carried out in the import procedures in these countries. Provided financial assistance to exporters for creation, upgradation and filling up of missing gaps in the food processing industries for enhancing productivity, efficiency and quality of value added products.

#### **(L) Initiatives for export of livestock products**

- ◆ Indonesia increased quota to 170,000 MT for the current year for export of frozen Buffalo Meat to Indonesia.
- ◆ For prevention of spread of COVID-19, APEDA in association with ICAR-NRCM, Hyderabad prepared guidelines titled "Handling guidelines of meat, poultry and egg production to protect spread of CORONA virus during COVID-19 pandemic" for processing traders and other stakeholders involved in supply chain.

#### **(M) Initiatives for export of cereals and cereal products**

- ◆ To increase the availability of good quality Basmati rice and meeting the standards of importing countries in respect of residues of pesticides, APEDA has been supporting 7 States in GI area to increase awareness of Basmati growers. 14 training programmes have been organized by APEDA with the support of Basmati Export Development Foundation (BEDF) to sensitize farmers for good agricultural practices and judicious use of pesticides.
- ◆ APEDA launched Basmati.Net, a web-enabled system for registration of farmers to improve reach of all related institutions like States, exporters, etc. 21376 farmers have been registered in the State of Punjab, until date. APEDA is interacting regularly with Government of UP, Uttrakhand, J&K, Haryana, Himachal and Delhi for implementation of Basmati.Net System in other States.
- ◆ Organised training programme for State Agriculture Officers to sensitize about farmer registration under Basmati.net Traceability System.

#### **(N) Initiatives for export of organic products**

APEDA is engaged with Taiwan, South Korea and

Australia & New Zealand for mutual recognition of organic system.

#### **(O) Accreditation activities**

- ◆ Standards for chain of custody for Organic Fibers & Products and Organic Cosmetics & Personal Care products has been notified.
- ◆ Accreditation has been granted to 2 new Certification Bodies by the National Accreditation Body (NAB) making a total of 31 Certification Bodies.
- ◆ Accreditation of Certification Body was extended for overseas certification in Middle East, NW Asia and neighbouring countries.
- ◆ Accreditation of 3 Certification Bodies has been extended for certification of Animal Feed under NPOP.
- ◆ Accreditation of Certification Bodies has been extended for a period of 1 year due to COVID-19 outbreak in order to avoid any disruption of certification activities and trade of organic products.
- ◆ Online module for accreditation activities has been implemented for accredited Certification Bodies and applicant organizations.
- ◆ Security feature e-Trace has been introduced in TraceNet to control possible fraudulent activities by creating forged certificates.

#### **(P) Monitoring of NPOP procedures through TraceNet online system**

APEDA is providing data of Organic active operators (Trader and Processor) from web-based traceability system, TraceNet to FSSAI for the purposes of domestic integrity verification of certified organic products.

#### **(Q) Infrastructure development**

Assistance has been provided for following common infrastructure projects in various States:

- ◆ Setting up of honey processing unit by Punjab MARKFED at Chuharwali, Jalandhar.
- ◆ Modernization and upgradation of existing integrated pack house at Naroda, Ahmadabad by Gujarat Agro Industries Corporation.
- ◆ Establishment of Pack House for fresh fruits and

vegetables at Karimganj, Assam by Assam State Agricultural Marketing Board.

- ◆ Setting up of Tetra Pack Machine, apple juice and concentrate unit by HPMC at Parwanoo.

## (R) Quality development

### (i) Food testing laboratories

- ◆ 208 food testing laboratories were authorized by APEDA for sampling and analysis of its scheduled products
- ◆ Fifteen in house quality control labs set up by the manufacturing units of exporters and five laboratories authorised by APEDA for sampling & analysis of food products for export certification were upgraded by providing financial assistance under scheme for quality development.

### (ii) Recognition of HACCP implementation and certification agencies

5 implementation and 5 certification agencies were recognised to provide consultancy and certification services to manufacturing units for HACCP, ISO-22000, ISO-9001, BRC and GAP.

### (iii) Online monitoring of pesticides and aflatoxins

Following export procedures were upgraded to ensure importing country's requirements:

- ◆ Procedure for export of Grapes - GrapeNet for export of fresh table grapes for control of residues of agrochemicals
- ◆ Procedure for exports of Peanuts and Peanut Products - Peanut.Net for control of Aflatoxins
- ◆ Procedure for export of Fresh Green Chillies to EU - monitoring residues of agrochemicals

### (iv) Exports standards and harmonization

- ◆ Participated in 43<sup>rd</sup> Session of Codex Alimentarius Commission organized virtually. APEDA initiated standards for 'Ware Potato' and 'Mango Chutney'

were adopted by CAC43

- ◆ India being a major exporter of Rose Onion (Shallots), APEDA is co-chairing Electronic Working Group on development of Onion and Shallot standard, initiated by Iran
- ◆ Participated in virtual program organized by Codex Committee on Food Imports and Export Inspection and Certification Systems (CCFICS)

### (v) Capacity building and trainings

- ◆ Imparted trainings to the field samplers of authorized labs on recent methods of sampling, analysis and grading through NRL, to ensure the integrity of testing and certification
- ◆ Provided Proficiency Testing to the authorized labs through NRL for residues of pesticides and aflatoxins to ensure the laboratories meet international competence requirements

## 4. THE MARINE PRODUCTS EXPORT DEVELOPMENT AUTHORITY (MPEDA)

The Marine Products Export Development Authority, a statutory body under the Department of Commerce, Ministry of Commerce & Industry, instituted under the MPEDA Act, 1972 with a mandate of developing a conducive ecosystem for marine products in the country and promotion of its export from India.

### (A) Export performance

In the current financial year (April - October 2020), India has exported seafood worth US\$ 3.22 billion (5,81,168 Metric ton), registering a decline in growth of 25.87% in terms of quantity, and 21.93% in US\$ earnings compared to the same period last year. Frozen shrimp remained the major export item followed by frozen fish. USA and China continued to be the top export markets of Indian seafood. The details of provisional figures of Indian seafood exports in the current financial year (April - October), 2020-21 vis-à-vis previous financial year, figures for the same period are as below:

### Marine products exports performance for the year 2020-21 (April - October)

April- October 2020-21				
		2019-20 (Actual)	2020-21 (Provisional)	Growth (%)
Qty. in ton	Q:	7,84,002	5,81,168	-25.87
Value in Rs. Crore	V:	28,628.17	23,354.33	-18.42
US\$ million	\$:	4,126.96	3,222.07	-21.93

**(B) Export facilitation and promotion**

- ◆ **Virtual Buyer Seller Meets:** During 2020-21 (April-October), MPEDA organized a series of Virtual Buyer Seller Meets with importers from Singapore and Spain, with the help of the Indian mission. MPEDA also organized a series of Webinars, providing Market updates and immediate market requirements of Major/ Prospective markets like USA, Japan, South Korea, China, Spain and Vietnam. The Webinars were participated by Seafood exporters and other stakeholders from India.
- ◆ MPEDA organized a Virtual Workshop on “Live Shrimp Exports” with technical assistance from Aquaculture Innovation Centre (AIC) with stakeholders from the entire Seafood Sector.
- ◆ **COVID-19 guidelines** for the entire Seafood sector, was published and circulated by MPEDA to ensure the export of safe and hygienic Seafood from India. MPEDA has also trained the field officers as a part of ‘Train the trainers programme’ on COVID-19 safety protocols to be followed in seafood processing units. Field offices of MPEDA are also monitoring the implementation of COVID-19 guidelines by the seafood processing plants.
- ◆ MPEDA has launched a video on the preparedness of Indian Seafood industry on COVID-19 Guidelines for the international audience. Another animation film on the domestic sector is being prepared.
- ◆ **Registration of Units:** During this period, 9 processing plants, 65 exporters, 18 storage premise, 8 dried fish handling centre, 2 chilled fish handling centre, 8 peeling shed, 8 conveyances were registered with MPEDA.
- ◆ **Upgradation of Cochin Fishing Harbours:** To modernize the Cochin harbour, a Memorandum of Understanding (MoU) has been signed by Cochin Port Trust and MPEDA on 28.09.2020. The project is proposed to be implemented through formation of a Special Purpose Vehicle (SPV) by mobilizing fund from PMMSY and convergence Central Government Schemes.
- ◆ **Online validation of certificates:** As a part of our e-governance initiatives, MPEDA has been issuing DS 2031 certificate through online from 6<sup>th</sup> April 2020 for the exporters. During the period April to October 2020, 3409 Catch certificates, 9961 DS 2031 certificates, 89 ICCAT certificates, 99 Non-Radio Active certificates, 5 certificates of legal origin were issued. All fee collection for the certificates have been received in digital form.
- ◆ **Support for value addition of seafood:** MPEDA is implementing schemes to encourage value added exports in seafood exports. Details of Financial Assistance provided by MPEDA for infrastructure development in marine products export Industry under different schemes during the period of 2020-21 is given below:

<b>Support for high end /innovative value addition for exports schemes</b>		
<b>Scheme</b>	<b>Achievement 1<sup>st</sup> April- 31<sup>st</sup> October, 2020</b>	
	<b>Physical</b>	<b>Financial (Value in Rs. Crore)</b>
TIUSMP-Assistance for Process Automation and Packaging	1	0.053
CCD-Assistance for Large Cold Storages.	2	0.205
Technology Development for Specific Value Added Products	1	0.575
TUSMP - Technology Upgradation Scheme for Marine Products	1	1.000
<b>TOTAL</b>	<b>5</b>	<b>1.833</b>

Capture fisheries schemes		
Scheme	Achievement 1 <sup>st</sup> April- 31 <sup>st</sup> October, 2020	
	Physical	Financial (Value in Rs. Crore)
Assistance for certification of fishery and chain of custody	37	0.51
Assistance for installation of Satellite Based Vessel Monitoring System (VMS)	238	1.18
<b>Total</b>	<b>275</b>	<b>1.69</b>

### (C) Aquaculture development

- ◆ MPEDA is spearheading through series of Workshops and awareness programs among the aquaculture farmers in all the maritime States, aimed to sensitize the farmers of major issues including antibiotic residues, adopt the Better Management Practices (BMP) and diversification towards export-oriented species. In this regard, 122 awareness campaigns conducted against the usage of antibiotics in aquaculture and 21 awareness programs conducted for the propagation of species diversification. Besides, two training programs were organized for SC/ST category beneficiaries and three numbers of farmers' meet were conducted to create awareness about MPEDA schemes.
- ◆ A Virtual Workshop on Culture of Soft-Shell crab was organized on 4<sup>th</sup> September 2020 and another Virtual Workshop on live shrimp export was organized on 13<sup>th</sup> October 2020 in association with Singapore India Partnership Office (SIPO) for the benefit of Aquaculture farmers and exporters all over the country.
- ◆ **Species diversification:** MPEDA has developed technology to diversify the varieties for promoting exports of fin fishes like Tilapia, Seabass, Scampi, mud crab etc. In this regard, 4 demonstration program for the exportable species initiated during the year for the popularization of the diversified species. These programs are for the demonstration of GIFT farming in Odisha and Andhra Pradesh, Seabass in Karnataka and Mud crab farming in Andhra Pradesh.
- ◆ **Enrolment of farms and hatcheries:** For

the traceability of aquaculture production, enrolment of farms and hatcheries are being continued. During the period, 1408 number of farms with a water spread area of 4828 hectares and 6 hatcheries with 450 million capacity were enrolled by MPEDA.

- ◆ **Certification of aquaculture (SHAPHARI):** The Certification Scheme for Hatchery is under implementation on a pilot scale among 13 shrimp hatcheries located in Andhra Pradesh and Odisha since May 2020. Preliminary audits have been completed in all 13 hatcheries. Committee audits and surveillance audits are in progress. A committee has been constituted with members from CAA, CIBA, CIFT, MPEDA, representatives from SEAI, PFFI and AISHA in May 2020 for the formulation of guidelines and procedures for the Certification of Farms.

### (D) Quality assurance

- ◆ MPEDA has inaugurated its Quality Control laboratory at Porbandar, Gujarat and re-launched it's renovated QC laboratory at Bhubaneswar on 15<sup>th</sup> August 2020 through virtual platform.
- ◆ MPEDA runs five Quality Control Laboratories (QCL), located in Kochi, Bhimavaram, Nellore, Bhubaneswar and Porbandar. The first three labs at Kochi, Nellore and Bhimavaram labs are accredited by NABL and approved by EIC. The Labs at Bhubaneswar and Porbandar are in the process of getting accreditation by NABL and approval by EIC. MPEDA QC labs are engaged in testing samples under the National Residue Control Program (NRCP), which is essential for

the export of aquaculture products to European Union. These labs also undertake testing commercial samples for export purpose. During the period of April – October 2020, 4803 samples were tested under NRCP.

- ◆ During the year, MPEDA QC lab at Kochi has developed and validated methodology for 5 new parameters for testing under NRCP as required by EU.
- ◆ Besides, MPEDA also operates 12 ELISA labs for issuing the Pre-Harvest Test Certificate (PHT), which assures that the product is free from antibiotics. During April – October 2020, 7301 PHT issued from all the ELISA labs.

#### (E) Market specific actions on QA and biosecurity

- ◆ **European Union:** After a gap of more than three years, as a result of a decision taken in the India - EU JWG consultations meeting held through video conferencing on 09.07.2020, twenty-three new fishery establishments dealing only in “sea-caught products” have been listed by European Commission from November 2020.
- ◆ **Japan:** After a protracted engagement with Japanese authorities, Japan relaxed the export inspection from 100% to 30% on Black Tiger shrimp consignments from India.
- ◆ **China:** For the first time, seafood processing units in the country were audited by an inspection agency abroad through virtual mode. The General Administration and Customs China (GACC), of the Peoples Republic of China, carried out virtual inspection of the COVID-19 & quality protocols being followed in two selected seafood processing units on 23.10.2020 and 30.10.2020 respectively. The inspection exercise was carried out in coordinated with Embassy of India, Beijing & Export Inspection Council of India.

#### (F) Technology extension and support

**NaCSA:** a society under MPEDA is promoting cluster farming among the aqua farmers and during this period April-October 2020, around 29 farming cluster societies were organized in Andhra Pradesh, Odisha, Gujarat and West Bengal. NaCSA Established 10 Aqua

One Centres (AOC) in the States of A.P (03), Odisha (03), W.B (03) and Karnataka (01) for the testing of soil and water quality parameters and disease diagnosis. To facilitate the shrimp farmers of the societies NaCSA working on an e-commerce platform (e-Santa) to sell their product to exporters by avoiding middlemen.

**NETFISH:** a society under MPEDA conducted 19 extension programmes in and around selected harbours and landing centers in all maritime States on capacity building in fish quality management and conservation of marine fishery resources. It works at the grass root level by networking with fishermen societies, federations and other non-Governmental organizations and during the period April to October 2020 benefiting around 570 fishery stakeholders.

#### (G) Research & Development

- ◆ Rajiv Gandhi Centre for Aquaculture (RGCA), a society under MPEDA continued to operate its 11 projects for the promotion of diversified aquaculture. It has initiated the joint proposal with NFDB for financially supporting private entrepreneurs for setting up of hatcheries for diversified species. A committee of experts constituted, has short listed 11 entrepreneurs for the same. NFDB will issue the order to the entrepreneurs for construction of the hatcheries soon.
- ◆ MPEDA's Multi species Aquaculture Complex (MAC) at Vallarpadam, Kerala is continuously providing disease free seeds of black tiger shrimp. The Complex also supplies high health seeds of GIFT, Seabass and Pompano. During the period, MAC supplied to around 1500 aquaculture farmers in the southern States of Kerala and Tamil Nadu.
- ◆ **Seed supply during the April-September 2020:** The details of seed supply by RGCA for the diversification of export-oriented aquaculture is tabulated in table below:

	Species	Quantity	Supplied to
Seed supply details (Species wise)	Seabass fry	18.31 Lakh	Farmers/MAC/RGCA
	Crabinstar	2.66 Lakh	Farmers/CIBA
	Crablets	NIL	--
	<i>Artemia</i> Biomass	273 kg	FCRI, Tuticorin/RGCA/NBFR
	<i>Artemia</i> Cyst	126.6 tins	RGCA/ Farmers
	<i>L. vannamei</i> Broodstock	6350 nos.	CAA Approved Hatcheries
	<i>AQF</i> ( <i>Broodstock</i> )	1.08 Lakh	CAA Approved Hatcheries
	Tilapia Seed	14.37 Lakh	Collage of Fisheries, Ratnagiri / Farmers/ MAC
	Tilapia Broodstock	5100 nos.	Government of TN/Hatchery
	Cobia seed	--	--
	Pompano fry	1500 nos.	Farmers/CMFRI/ MPEDA/ADAK
	RGCA -MAC (Vallarpadam)	Tilapia Fry/Fingerlings	12.7 Lakh
SeabassFry/Fingerlings		65243 Lakh	Farmers/FFDA
Pompano Fry/Fingerlings		2415 nos.	Farmers/ADAK/CMFRI
<i>P. Monodon</i> Post Larvae		7.34 Lakh	Farmers
<i>Etroplu</i>		7380 nos.	Farmers

Trainings/Awareness Programmes conducted during FY 2019-20 by RGCA is as below:

S. No.	Name of the Training programme	No. of Trainings	No. of Beneficiaries
1	Best Husbandry Practices for Asian Seabass Aquaculture	6	213
2	Mud Crab Aquaculture	5	185
3	Breeding, seed production & grow-out farming of GIFT	5	88
4	PCR and its Application in Aquaculture Pathology	8	127
5	PCR and its Application in Aquaculture Genetics Research	6	142
6	Cage culture of Marine Fin Fishes	1	20
7	Artemia Aquaculture	2	112
		33	887

## 5. DIRECTORATE GENERAL OF TRADE REMEDIES

The Directorate General of Trade Remedies (DGTR) (earlier known as Directorate General of Anti-Dumping & Allied Duties) is an attached office of the Department of Commerce, Ministry of Commerce & Industry. The Directorate General of Anti-Dumping & Allied Duties (DGAD) which was formed in 1997 has been restructured as DGTR in May 2018 by restructuring and re-designating DGAD into DGTR by incorporating all the trade remedial functions i.e. Anti-Dumping Duty (ADD), Countervailing Duty (CVD), Safeguards Duty (SGD), Safeguards Measures (QRs) under single window framework. Thus, the DGTR has been formed by merging of functions of DGAD, Department of Commerce, Directorate General of Safeguards, Department of Revenue and Safeguards (QR) functions of DGFT into its fold. The DGTR is a professionally integrated organization with multi-spectrum skill sets emanating from officers drawn from different services and specializations.

It is the single national authority for administering all trade remedial measures including anti-dumping, countervailing duties and safeguard measures. The DGTR provides a level playing field to the domestic industry against the adverse impact of the unfair trade practices like dumping and actionable subsidies from any exporting country, by using Trade Remedial methods under relevant framework of the WTO arrangements, the Customs Tariff Act & Rules and other relevant laws and International agreements, in a transparent and time bound manner. It also provides trade defense support to our domestic industry and exporters in dealing with instances of trade remedy investigations instituted against them by other countries.

India conducts anti-dumping and anti-subsidy investigations on the basis of applications filed by the domestic industry with prima facie evidence of dumping/subsidization of goods, injury to the domestic industry and causal link between dumping/subsidization and injury to the domestic industry. Major countries involved in these investigations are China PR, Korea RP, Chinese Taipei, EU, USA, Malaysia, Indonesia, Vietnam, South Africa, Thailand, Brazil and Japan among others.

Safeguard investigations are conducted on the basis of applications filed by the domestic industry with prima

facie evidence of increased imports, serious injury to the domestic industry and causal link between increased imports and serious injury to the domestic industry.

During the period from 01.04.2020 to 30.10.2020, Directorate General of Trade Remedies (DGTR) initiated 43 anti-dumping investigations, 4 countervailing duty investigations and 1 safeguard investigation. Final findings were issued in 23 anti-dumping investigations & 4 safeguard investigations and preliminary findings were issued in 11 investigations during this period.

In its efforts to promote transparency, efficiency and expeditious relief to the domestic industry, DGTR has introduced online portal to submit online petitions for different trade remedies like anti-dumping duty, safeguard duty and countervailing duty. The portal is named ARTIS (Application for Remedies in Trade for Indian industry and other Stakeholders).

Pan-India outreach programmes are conducted by DGTR to sensitize various stakeholders about the Trade Remedy Measures. A Help Desk & Facilitation Centre has been established to provide assistance to the domestic industry, particularly MSMEs, in filing applications for imposition of Trade Remedial Measures. Trade Defence Wing (TDW) of DGTR monitors the trade remedial investigations, initiated by other WTO member countries against exports from India and make required submissions within stipulated time.

## 6. DIRECTORATE GENERAL OF COMMERCIAL INTELLIGENCE AND STATISTICS (DGCI&S)

The Directorate General of Commercial Intelligence & Statistics (DGCI&S) is the premier organization of Government of India for collection, compilation and dissemination of India's trade statistics and commercial information. This Directorate, with its office located at Kolkata, is headed by the Director General, an Additional Secretary level officer of Indian Statistical Services (ISS). It is entrusted with the work of collecting, compiling and publishing/disseminating trade statistics and various types of commercial information required by the policy makers, researchers, importers, exporters, traders as well as overseas buyers. It is the first large scale data processing organization functioning as a nodal agency for Export & Import data in the country with ISO certification 9001:2015 for compilation and dissemination of India's foreign trade statistics.

**(A) Data receipt in DGCI&S**

DGCI&S receives the basic data for both export and import of goods in the form of DTRs (Daily Trade Returns) from different Customs formations and the Special Economic Zones (SEZs) as a part of the administrative data generated whenever any international merchandise trade takes place. The Customs Authority transmits these DTRs in three different modes, namely, Electronic Data Interchange (EDI), Non-EDI and Manual. The EDI data is transmitted on-line daily through Indian Customs EDI Gateway (ICEGATE). From the remaining ports the monthly merchandise trade data is transmitted either through

e-mail or CD or through manually typed/hand written paper schedules. Daily DTRs from the SEZs are also received through NSDL after a gap of one day.

**(B) Data volume**

The number of records being processed in DGCI&S has been steadily increasing over the years. From 39.00 Lakh records processed in 2000-01, the number has increased to 258.31 Lakh in 2019-20. The number of records processed during the last 4 years along with current year (till October 2020), the distribution of records by type of transactions and by values is shown in the following Tables:

**Number of Records Processed from 2016-17 to 2020-21 (as on 31<sup>st</sup> October 2020)**

Year	Export	Import	Total
2016-17	104,82,529	81,90,495	186,73,024
2017-18	112,88,464	91,98,264	204,86,728
2018-19	133,60,422	121,88,592	255,49,014
2019-20	137,43,809	120,87,439	258,31,248
2020-21 (as on 31 <sup>st</sup> October 2020)	63,52,012	50,03,294	113,55,306

**Percentage of records processed by type of record**

Year	Export			Import			Total		
	EDI	Non-EDI*	Manual	EDI	Non-EDI*	Manual	EDI	Non-EDI	Manual
2016-17	90.31	9.13	0.56	94.08	5.88	0.04	91.96	7.70	0.33
2017-18	91.85	8.02	0.13	94.62	5.36	0.01	93.09	6.83	0.08
2018-19	93.30	6.70	0.00**	95.21	4.78	0.01	94.21	5.78	0.00**
2019-20	92.93	7.07	0.00**	94.93	5.07	0.00**	93.86	6.13	0.00**
2020-21 (as on 31 <sup>st</sup> October 2020)	92.99	7.01	0.00**	94.68	5.31	0.00**	93.74	6.26	0.00**

\* Non-EDI includes SEZ also, \*\* Data received from manual ports are negligible

**Percentage contribution of different types of transaction to the value of trade**

Year	Export			Import			Total		
	EDI	Non-EDI*	Manual	EDI	Non-EDI*	Manual	EDI	Non-EDI	Manual
2016-17	79.79	20.11	0.11	80.53	19.30	0.17	80.22	19.64	0.14
2017-18	83.57	16.33	0.10	87.40	12.55	0.05	85.89	14.04	0.07
2018-19	84.84	15.16	0.00**	89.05	10.94	0.01	87.40	12.59	0.01
2019-20	84.48	15.52	0.00**	88.19	11.81	0.00**	86.71	13.28	0.00**
2020-21 (as on 31 <sup>st</sup> October 2020)	88.43	11.57	0.00**	90.39	9.61	0.00**	89.51	10.49	0.00**

\* Non-EDI includes SEZ also, \*\* Trade value as received from manual ports are negligible

**Release of foreign trade data**

S. No.	Dissemination Level	Release Calendar
1	Monthly Press Release of Trade Figures by the D/o Commerce in the form of quick estimates	By 15 <sup>th</sup> of following month
2	Principal Commodity level Trade data	By 3 <sup>rd</sup> week of following month
3	8-digit item (HS Code) level trade data	Within 45 days after completion of a month

All of the above are disseminated through Website

**(C) Area of new initiatives**

- ◆ DGCI&S in consultation with Ministry of Commerce has initiated data analytics work. In this regard, Oracle Business Intelligence (OBI) Application Software has been procured to set up Data Warehouse in DGCI&S. The Data warehouse initially will contain all the aggregated data available for all the countries in UN COMTRADE for the last 5-years. The data analytics work has initially been started by developing 10 customized economic indicators to measure different traits of trade. Using the indicators, several reports are being prepared. Additional indicators are being contemplated and will be computed in the near future.
- ◆ The online Data Dissemination Portal for DGCI&S has been updated to incorporate online data transmission relating to Anti-Dumping cases to Directorate General of Trade Remedies (DGTR) as well as to the authorized (by DGTR) private parties on payment basis.
- ◆ Process for regular collection and compilation of trade data in services through institutional mechanism has been initiated for STPI and SEZ under implementation of Software Export Reporting Format (SERF).

**7. GOVERNMENT E-MARKETPLACE (GEM)****(A) Government e-Marketplace- Special Purpose Vehicle created under Section 8 of the Companies Act, 2013 (GeM-SPV)**

- ◆ The Union Cabinet approved the setting up of Government e-Marketplace (GeM) as the National Public Procurement Portal as a Section 8 Company registered under the Companies Act, 2013, for providing procurement of goods & services required by Central & State Government organizations.

- ◆ Government of India (Allocation of Business) Rules, 1961, vide notification dated 8<sup>th</sup> December 2017 has made the following entry:
 

“32. Development, operation and maintenance of National Public Procurement Portal - Government e Marketplace”
- ◆ As per Rule 149 of GFR 2017, Goods and Services that are available on GeM should be mandatorily procured through GeM.
- ◆ In order to fully realize the immense advantages accruing in terms of ease of procurement through an open and transparent procurement platform, all the State Governments and UTs (except Kerala and Sikkim) have executed the MoU with GeM for seamless procurement of Goods and Services required by them.
- ◆ Since inception, GeM has created a marketplace with over 6.44 Lakh vendors, 10,030 product categories, 170 service categories and about 16.07 Lakh products. More than 47,798 Government Organizations have carried out 49.58 Lakh plus transactions worth over Rs. 70,035 Crore through GeM as on 04.11.2020.
- ◆ A total 6.44 Lakh vendors have been onboarded out of which 1.55 Lakh are MSMEs, which constitute about 24.1% of the vendor base and contribute over 50% of the cumulative Gross Merchandise Value on GeM.
- ◆ GeM has drastically brought down waiting times and prices for buyers and ensured timely payments to the sellers. GeM has enabled various modes of procurement as prescribed in GFR and has made available various analytical tools to facilitate buyers to make informed decision while making procurement. An independent study by the World Bank indicates an average savings of 9.75% on the median price on GeM for the period

February 2019 to January 2020, with maximum savings in the top five categories ranging from 23.48% to 60.52%. This can be attributed largely to increased participation per bid and efficient price discovery on the GeM portal.

- ◆ GeM has created a Unified Procurement System for the country in line with the vision of the Government, by bringing the functionalities of the Defence Public Procurement Portal, the Central Public Procurement Portal and its sub-portals onto GeM to provide a single user experience. Integration with Railways is progressing. The Unified Procurement System will consolidate the scattered vendor bases on publishing portals onto GeM leading to advantages of economies of scale, better price discovery and dissemination of best practices in procurement.
- ◆ In order to promote inclusion, MSMEs, Self-help-groups (SHGs), tribal artisans, craftsmen, start-ups, GeM in consultation with the Ministry of MSME & Ministry of Rural Development has taken various initiatives for their onboarding through i.e. STARTUP RUNWAY, SARAS COLLECTION, TRIBESINDIA eSTORE, onboarding of Artisans and Weavers etc.
- ◆ GeM is manned by Government officers on deputation as well as market resources.

## 8. TRADE FACILITATION INSTITUTE (FDDI, IDI, IIP, IIFT)

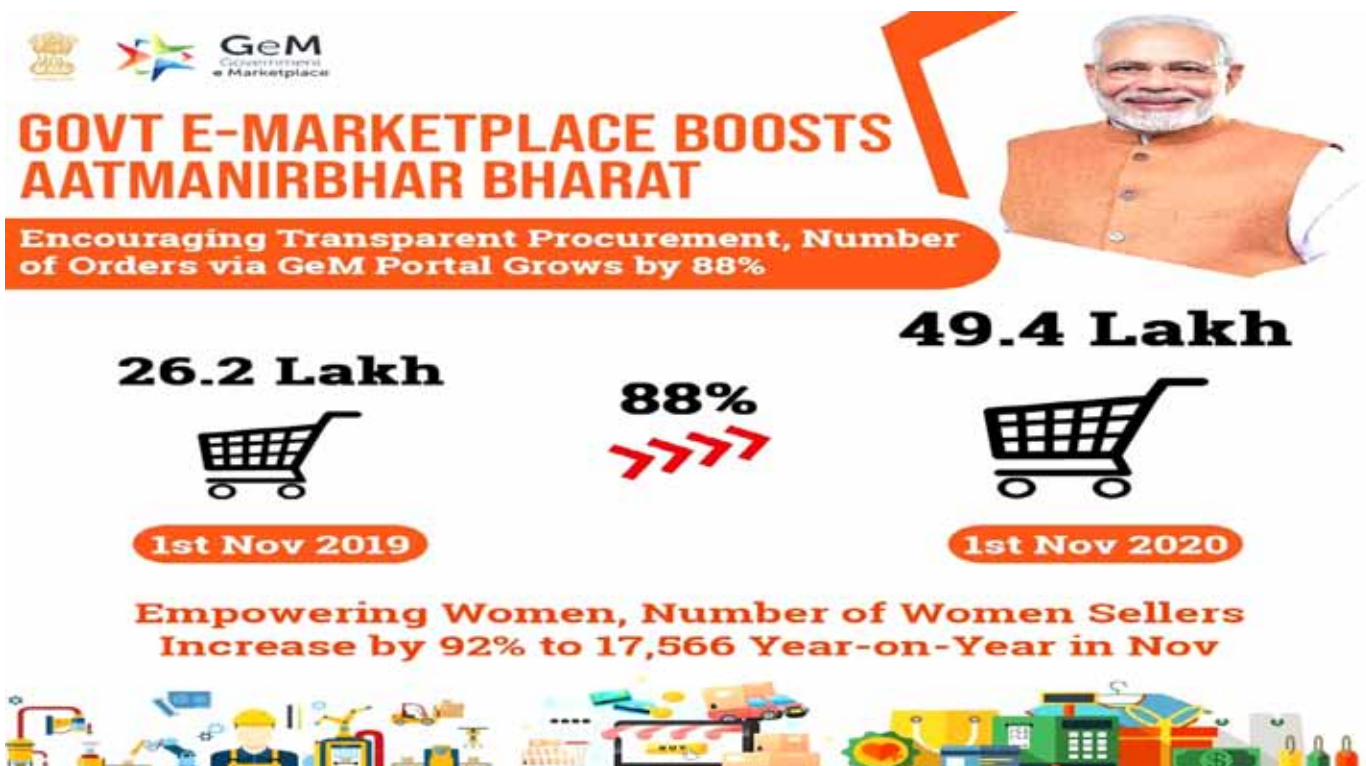
### (A) Footwear Design and Development Institute (FDDI)

Footwear Design and Development Institute (FDDI) was set-up by the Ministry of Commerce and Industry, Government of India in 1986 for the development and promotion of Footwear and Allied Product Industries.

FDDI, a premier Institute having the status of 'Institution of National Importance' as per FDDI Act, 2017 is serving as a 'One stop solutions provider' in footwear, leather and allied industry.

FDDI has been playing a pivotal role in facilitating Indian industry by bridging skill gaps in the areas of footwear, leather, fashion, retail and management. FDDI has been functioning as an interface between the untapped talent and industry and its global counterparts, by fulfilling the demand of skilled manpower with its specific curriculum, state of the art laboratories, world class infrastructure and experienced faculty.

FDDI is providing skill based education and trainings by conducting long-term programmes (UG & PG) and short term (Certificate) programmes through its campuses located at Noida, Fursatganj, Chennai, Kolkata, Rohtak, Chhindwara, Guna, Jodhpur, Ankleshwar, Chandigarh, Patna and Hyderabad.



S. No	Bachelor Degree Programmes	Master Degree Programmes
1.	B. Des. (Footwear Design & Production) -Duration 4 Years	M. Des. (Footwear Design & Production) -Duration 2 Years
2.	B. Des. (Leather Goods and Accessories Design) -Duration 4 Years	MBA (Retail & Fashion Merchandise) -Duration 2 Years
3.	B. Des. (Fashion Design) -Duration 4 Years	
4.	BBA (Retail & Fashion Merchandise) -Duration 3 Years	

Its International Testing Centre (ITC) is having prestigious 17025 certifications and accreditation from the leading international organization like SATRA-UK. Besides this, from time to time the Institute has entered into academic alliances with top management and Fashion Design institutes such as LDT Nagold, Germany, ARSutoria, Italy, Thomas Bata University (TBU), Czech Republic, Northampton University, UK which ensures international level of training in the campus and extends the scope of student / faculty exchange programme in order to equip them to meet the challenges of globalization.

The Institute is having remarkable global recognition in the area of training & consultancy due to its relevance to the dynamic workplace environment, unique & innovative content and delivery mechanism and high acceptance in the industry / academia worldwide. It has crossed the national boundaries and created a niche for itself in the area of training and consultancy in Asian countries like Bangladesh, Sri Lanka and many African countries like Ethiopia, Botswana, Nigeria, South Africa etc.

FDDI has a track record of more than 85% placement with more than 200 national and international companies participating every year during placement drive. Many of the CEOs and other senior positions in the leading leather and footwear MNCs are occupied by FDDI alumni.

#### Major activities/events undertaken during the year

##### (i) Creating a dynamic virtual learning environment in the wake of COVID-19 outbreak

In view of the current scenario which arose due to COVID-19, FDDI is committed to the academic calendar of their students via enabling a virtual learning environment for them.

FDDI has successfully migrated to Google Classroom platform and all the classes are being conducted virtually for all UG & PG students to ensure continued classroom teaching and learning.

This new environment has enabled faculty members and students to continue to interact with each other and also ensures that the students are actively and meaningfully engaged during these difficult times.

Besides this, till date (i.e. 22.10.2020) more than 25 webinars were conducted by the stalwarts of the leather, fashion, footwear and retail industry that shed light to boost-up skill so that the students do not feel deprived. Acquiring such insight is crucial not only to the furtherance of their skills and knowledge, but, also to secure career progression.

##### (ii) End to end online admission process

FDDI has successfully completed the entire admission process for the session 2020-21 using digital means. The complete online solution was in place right from the registration till course allotment with zero physical interaction with the students. The admission process has been closed now and online classes are being conducted since 21.09.2020 via virtual platform (G Suite).

##### (iii) End-term examination

As per the academic calendar, the syllabus of all respective subjects for semester was completed by 22<sup>nd</sup> May 2020 at all FDDI campuses.

Campus wise online end term examination was held as per academic calendar from 1<sup>st</sup> June, 2020 to 12<sup>th</sup> June, 2020 for all FDDI campuses. Students were assessed for the internal work as per syllabus based on various assignments and in lab work, etc. as per norms specified in the ordinance.

##### (iv) Students placement

This year the placement drive at FDDI has taken off in a sporadic manner post lockdown, due to COVID-19 pandemic. So far, students have secured job opportunities with companies like Bata India Limited, Byju's, Condor Footwear, Nouva Shoes, Arvind

Footwear, IndusInd Bank, Super House, Sanfrisco, Versatile Group, Woodland etc.

The highest package till date is Rs. 6.5 Lakh/annum for the profile of Sr. Business Analyst at Trudal Fashion Pvt. Ltd., Bangalore.

With the start of Unlock 5, FDDI is expecting more companies to come forward for the recruitment as industry gradually tries to come to the regular working capacity. Currently, companies like Decathlon, Revlon, Amazon, Myntra, Relaxo Footwear, Adidas, Campus Shoes, Liberty Shoes etc. are in process of recruiting the students.

**(v) Up-gradation & development of standards under the 'Make in India - 2.0' (MII) programme**

FDDI along with the Bureau of Indian Standards (BIS) and Armed/Paramilitary Forces successfully carried out the upgradation of following standards and these standards have been also published by the BIS:

- ◆ High Ankle Tactical Boots with PU-Rubber Sole Standard (IS-17012:2018)
- ◆ Anti-Riot Shoes with PU-Rubber Sole for Paramilitary Forces (RAF): Final Standard (IS-

17037:2018)

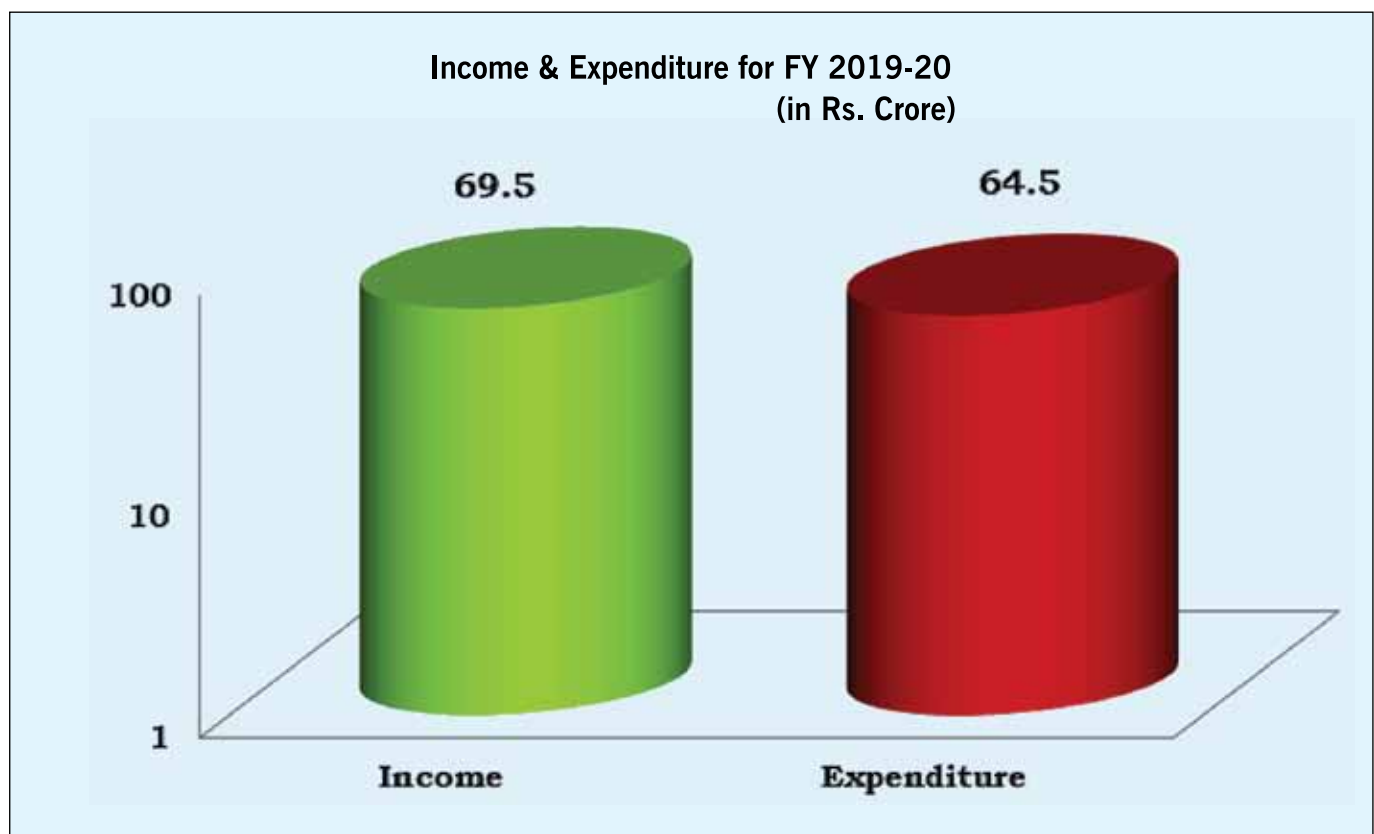
- ◆ Shoes Derby Black with PU-Rubber Sole Standard (IS-17043:2018)
- ◆ All Rubber Gum Boots and Ankle Boots Boot for Paramilitary Forces (IS 5557 Part 2:2018)

Currently, the draft Quality Requirements (QRs) of following five (05) types of footwear and leather products are under review by the Expert Panel (P-1) of CHD-19 of BIS:

- ◆ Burma Shoe (Ankle) for ITBP
- ◆ Jungle Boot (Ankle) with Textile Upper & PU Sole for Paramilitary Forces
- ◆ Shoes PU Coated White Leather Uniform for Indian Navy
- ◆ Leather Belt Black for ITBP
- ◆ High Temperature Resistance Patrolling Boot for BSF

**(vi) Income & expenditure**

The total income of FDDI for the FY 2019-20 is Rs. 69.50 Crore and the expenditure is Rs. 64.50 Crore (Figures are provisional and unaudited).



**(vii) Implementation of sub-scheme Human Resource Development**

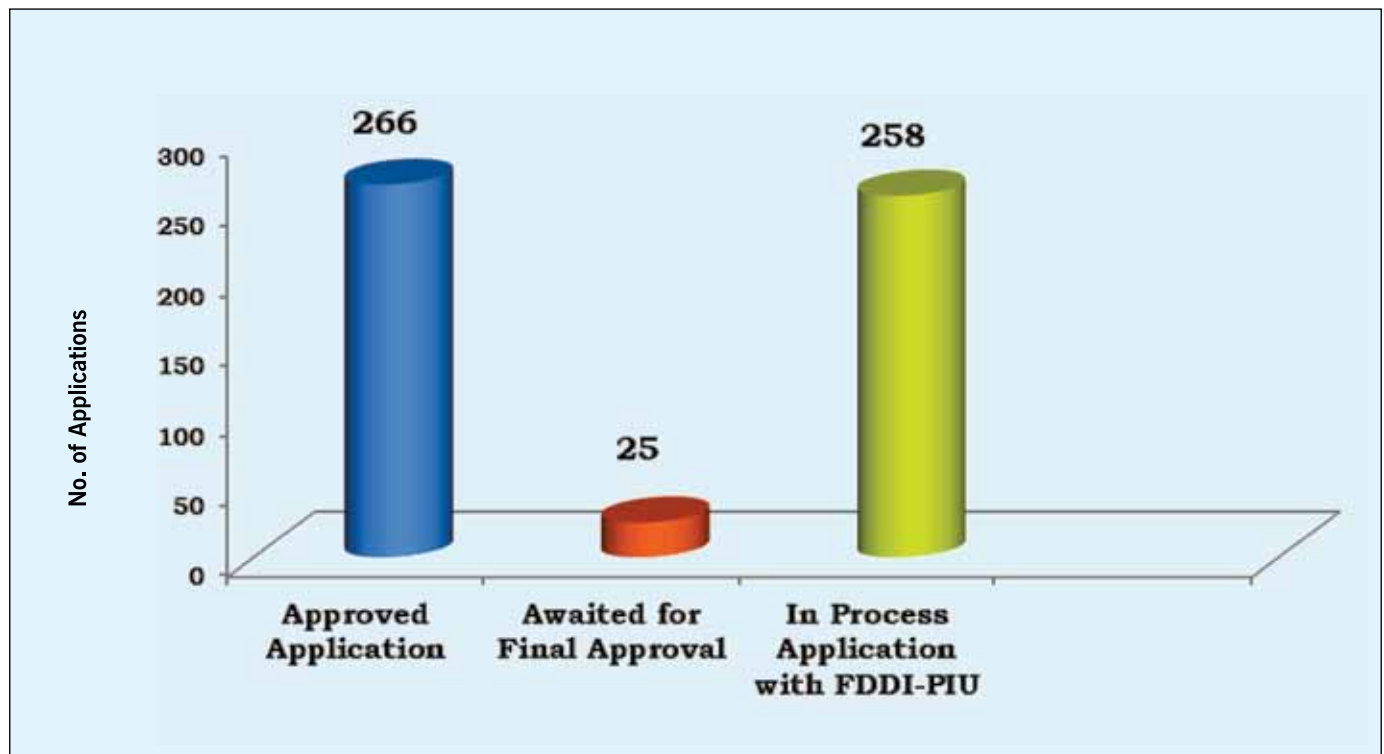
FDDI is the implementing agency for Human Resource Development sub-scheme of Indian Footwear, Leather & Accessories Development Programme (IFLADP) of the Department for Promotion of Industries and Internal Trade (DPIIT), Ministry of Commerce & Industry, Government of India. Under the programme, FDDI has enrolled 2803 trainees in Secondary Skill Upgradation Training during 2020-21 which includes 1853 male and 950 female candidates.

**(viii) Implementation of Integrated Development of Leather Sector (IDLS) scheme**

FDDI and CLRI are the two arms of Department for Promotion of Industry and Internal Trade (DPIIT) working as Project Implementation Unit (PIU) for the Product Sector for the Integrated Development of Leather Sector (IDLS) scheme for the period of 3 years (2017-20) for Tanneries and Product units respectively.

Till date, 905 applicants have been registered on the web portal under IDLS Scheme.

Status	No. of applicants
Registered Applicant on web portal	905
Submitted Applications by various product units	549



Out of 549 applications, 266 applications have been given approval by the Steering Committee for total grant of Rs. 111.89 Crore and 25 applications have been

sent to DPIIT for approval. Remaining 258 applications are under process in various phases of appraisal. FDDI has disbursed Rs. 106.92 Crore till date.

S. No.	Application status break up at FDDI	No. of Applications	IDLS Subsidy Amount (Value in Rs. Crore)
1	Approved Application	266	111.89
2	Awaited for Final Approval	25	16.50
	Applications under various phases of appraisal	258	
<b>Total Application with FDDI-PIU</b>		<b>549</b>	

### (ix) Upgradation of some of FDDI campuses as Centers of Excellence (CoE)

Further to the sanctioning of Rs. 129.62 Crore by the Government of India to set up Centres of Excellence (CoE) at different campuses of FDDI, the preliminary activities, discussions/follow ups with the various State Government agencies/officials were carried out at Patna, Rohtak, Jodhpur, Kolkata, Hyderabad, Chennai.

The targeted construction activities are carried out on war footing scale. When ready, these Centres will provide much needed R&D and address concerns of the industry like product development, technological assistance and centres for incubation and entrepreneurship development.

### (x) International consultancy

FDDI along with CLRI has completed Twinning Phase -2 project in 2020. Under this extension, 13 faculties of Leather Industry Development Institute (LIDI), Ethiopia were trained in the Master's Program.

FDDI under Twinning Extension project has also developed road map for the Non-leather Footwear and Product sector for Ethiopia. The project is further extended for the period of 5 years under extension phase of the project effective from 2020-2025. The extension phase will focus on Non-leather sector, capacity development in joint consultancy, short term programs, Masters Program and enhancing capacities of the TVET (Technical Vocational Education Training Centers) including specific short term training programs on Social Accountability, Non-leather products.

The contract value of the assignment is US\$ 1 million. The LIDI has proposed training of 10 students for the Master's Program long term in the current academic year.

### (xi) Virtual footwear and leather expo 2020

FDDI in association with Federation of Indian Chambers of Commerce and Industry (FICCI), organized the 1<sup>st</sup> edition of 'Virtual Footwear and Leather Expo 2020' from 30<sup>th</sup> November 2020 to 6<sup>th</sup> December 2020 to promote Leather and Footwear Industry.

### (xii) Training center for 'Madhubani Painting on Hard Goods' inaugurated in Madhubani, Bihar

In order to create a source of non-agricultural income,

FDDI has started a training center at Siswar village in the district of Madhubani, Bihar. The centre provides training of Madhubani Painting on Hard goods items like flower pot, ladies bags, mobile stand, pen stand, photo frame, card holder, home decor products, etc. mainly made up of leather and other material for commercial uses.

The center was inaugurated on 18<sup>th</sup> September 2020 by the Mukhya of Gram Panchayat Rajya Siswar, Smt. Archana Devi.



*Smt. Archana Devi, Mukhya of Gram Panchayat Rajya Siswar inaugurating the training centre*

Mithila painting or Madhubani painting is a style of traditional painting practiced in the Mithila region of northern Bihar. This style of painting has been traditionally done by the women of the region, though today men are also involved in this unique art. These paintings are popular because of their tribal motifs.



*Participants of the training programme*

Efforts are made through this training center to revive, re-construct and develop this beautiful art as a part of cottage industry and to persuade the unemployed

youth/ migrant labour artisans engaged in this art to develop product for commercial purposes.

As a result of such training programme, this sector will soon create a separate platform and niche in the domestic and international markets and immense social and economic benefits will accrue for the artisans, which would result into the development of craft, culture & commerce.

### (B) Indian Diamond Institute (IDI)

Indian Diamond Institute (IDI) was established in 1978 under the Society Registration Act, 1860 and also under the Bombay Public Trust Act, 1950, with a focus to provide a vocational education in the field of Diamond, Gems & Jewellery. The IDI is sponsored by Ministry of Commerce & Industry, Government of India and is a project of the Gem & Jewellery Export Promotion Council. The IDI conducts vocational educational level programmes in the areas of Diamond Manufacturing, Diamond Grading, Jewellery Designing & Jewellery Manufacturing, Gemology thereby covering entire spectrum of Gems & Jewellery education under one roof. The Institute upgrades/imparts the skills to Custom Official on Gold Appraising & Diamond Grading aspects. The Institute also upgrades the skill of the existing employees of MSME G&J units under skill enhancement scheme of Centre for Entrepreneur Development (CED), Government of Gujarat.

IDI is also recognized as an Anchor Institute-Gems & Jewellery by Industries Commissionerate, Government of Gujarat. The Institute became instrumental as Project Management Consultant (PMC), to operationalized Common Facility Centres (CFC's) in Gujarat for Diamond Industry and at pan India level for Jewellery Sector.

The Institute's Gemological Laboratory is engaged in testing & identification of Diamonds, Gem Stones & Jewellery, and issuing a Diamond Grading, Gem Stone Identification & Jewellery Quality report. The Institute's Diamond Grading Laboratory is authorized by the DGFT, MoC&I, as per Chapter 4 of the FTP 2015-2020 for certification /grading of Diamonds of 0.10 Ct & above. The IDI also operates Diamond Detection & Resource Centre (DDRC) at its Katargam campus to provide diamond screening services to small / medium diamond manufacturer/ diamond traders/ Jewellers at affordable rates. IDI also conducts various workshops/seminars on "Synthetic Diamond

Identification" & "Assaying of Gold" by IS: 1418:2009 to spread awareness in diamond & Gold Bullion trade on the subject.

### (C) Indian Institute of Packaging (IIP)


The Indian Institute of Packaging (IIP) an autonomous body was set up by the leading packaging and allied industries and the Department of Commerce, Government of India, in May, 1966 under Societies Registration Act, 1860. The Institute is headquartered at Mumbai and with its regional centres at Kolkata (1976), Chennai (1971), Delhi (1986), Hyderabad (2006) and Ahmedabad (2017).The Institute is engaged in various activities like testing and certification of packaging materials and packaging for domestic and export market, including mandatory UN Certification of packaging for transport of hazardous/dangerous goods, training, education, consultancy, projects and Research and Development in the area of packaging.

#### (i) Training and Education

During 2019-20 (Batch 2018-20), 180 students were awarded Post Graduate Diploma in Packaging (PGDP) and 110 students passed out the Distance Education Programme (DEP) in packaging by IIP.

#### (ii) Packaging design and development

- ◆ Development of domestic packaging standards: IIP has formulated 46 standards for packaging of fresh vegetables & fruits for Navy. In addition, 11 packaging standards are being developed for Spices Board, DoNER, TRIFED & IRCTC etc.
- ◆ Formulation of export packaging standards: Developed 21 export packaging standard for fruits & vegetables for APEDA.
- ◆ Development of package design: Developed package designs for enhancing the shelf life for 4 ethnic foods like, Kasundi, Honey & Jaynagar Moa etc.



**(iii) Testing & certification**

UN Certification of Export Packages for Hazardous Goods issued by IIP Centres:

No. of Certificates Issued (International Maritime Dangerous Goods (IMDG))	No. of Certificate Issues (International Civil Aviation Organization (ICAO))
7607	1765

**(iv) Webinar & training programmes**

- ◆ Organized training programmes and workshops on food packaging in collaboration with Association of Lady Entrepreneurs of India (ALEAP), Hyderabad upon due execution of MoU.
- ◆ IIP Delhi conducted a joint collaborative Web Conference on “Packaging for International Markets” on 10<sup>th</sup> July 2020 in association with Federation of Indian Export Organizations (FIEO), Mumbai.
- ◆ Online Training programme on Corrugated Fiber Board (CFB) in Packaging conducted on 5<sup>th</sup> August, 2020. A total of 53 paid participants attended the programme.
- ◆ **Five Days Training Programme:** Five-days

training programme on “Product Promotion & Packaging in Post-COVID Era” held between 10<sup>th</sup>-14<sup>th</sup> August 2020. It was organized jointly by IIP and National Institute for Micro, Small and Medium Enterprises (ni-msme).

- ◆ **Two Days Training Programme:** Two Days training programme on Testing & Quality Evaluation of Packaging Materials & Packages was conducted through online during 17<sup>th</sup> - 18<sup>th</sup> September, 2020.
- ◆ **Seven Days Training Programme:** Seven days online training programme on “Packaging of Fish and Marine Products” and “Packaging of Fruits & Agricultural Products” conducted under the capacity building training programme for SC-ST candidates, supported by National SC/ST Hub (NSSH), Ministry of MSME, Government of India.
- ◆ Webinar on export promotion, import substitution & packaging requirements (a collaborative programme for entrepreneurs and professionals) jointly organized by IIP Hyderabad & MSME – Development Institute on 22<sup>nd</sup> October 2020.
- ◆ Three webinars were organized to discuss the role of packaging in promotion of toys (including soft toys), sports goods, carpets, apparel in September and October 2020 in which more than 300 participants participated.



- ◆ A skill development programme was organized in association with the Leh administration in Leh on 23<sup>rd</sup> November 2020, on packaging of crafts of Leh-Ladakh such as Pattu, thangka painting, pashmina shawls, carpets, Ladakhi woolen clothes, hand prayer wheel etc. for artisans/craftsmen of the region.



- ◆ One day workshop was organized in association with the UT administration of Kashmir in Srinagar on 21<sup>st</sup> December 2020 on packaging of products of Kashmir such as pashmina, carpets, apples etc for artisans, craftsmen/ and traders of the region.

**(E) Indian Institute of Foreign Trade (IIFT)****(i) Overview**

- ◆ Indian Institute of Foreign Trade (IIFT) was set up on 2<sup>nd</sup> May, 1963 as an autonomous institution with a focus on foreign trade related research and training.
- ◆ In recognition of its all-round achievements, the Institute was given the status of “Deemed to be University” in May 2002 by University Grants Commission (UGC) and graded as Category - I “Deemed to be University” in June 2018 by University Grants Commission (UGC).
- ◆ The National Assessment and Accreditation Council (NAAC) accredited IIFT with the highest grade ‘A’ with overall CGPA score of 3.53 in 2015. IIFT is working towards securing AACSB accreditation and IIFT’s iSER has been accepted by IAC.

**(ii) Rankings of IIFT**

- ◆ In NIRF Ranking 2020, a total of 630 business schools participated in the Management category. IIFT was ranked 26<sup>th</sup> under management category, moving up by five places, as compared to last year.
- ◆ IIFT participated in Business Today-MDRA B-School Ranking Survey 2020 and secured the following positions:
  - In Government B-School Category, IIFT has been ranked 7<sup>th</sup> Best B-School in India.
  - On the parameter of Top B-School overall, IIFT has been ranked 11<sup>th</sup> Best B-School in India.
- ◆ In Career-360 B-School ranking, IIFT secured 14<sup>th</sup> Rank as Best B-School in India.

**(iii) Organizational structure and functions**

The Board of Management is the principal executive body of the Institute. The BoM consists of 11 members and is headed by the Director of the Institute. The Secretary, Department of Commerce is the Chairman of the Institute. The Director of the Institute is the principal executive of the Institute and exercises supervision and control over the affairs of the Institute.

**(iv) Institutional set-up of IIFT**

IIFT has following divisions to promote and enhance education, research and cooperation in international trade:

- **Executive Management Programmes (EMP) Division**

The EMP Division has been conceived to provide training to the government officials, diplomats, entrepreneurs, exporters, corporate sector and civil society members to develop broader understanding of issues related to international business and its implications on trade policy. It initiates programmes designed to generate views, opinions, analysis on a number of contemporary trade and economic issues.

**Key highlights:**

- The international visit to Belgium and Germany of 134 students of EPGDIB (On-campus & Hybrid) 2019-2020 students was successfully organized from 2<sup>nd</sup>- 7<sup>th</sup> February 2020.
- The EPGDIB (On-campus & Hybrid) 2020-2021 programme was started on 8<sup>th</sup> August 2020 with a total of 111 participants.

- **Management Development Programmes (MDP) Division**

The Management Development Programmes (MDP) Division of the Institute offers regular training programmes to the officers/executives of Government/ PSUs, corporate and private Sector in the area of International Trade, International Marketing, Finance, Export Import Management, Global Supply Chain Management, Strategic Management, Human Resource, IT, Capacity Building for SEZs, Data Analytics, Trade Analytics etc.

IIFT is a nodal institute for conducting nine-month residential foundation training programme for the Indian Trade Service probationers. IIFT also conducts training programmes for the Officer Trainees of Indian Revenue Service, Indian Foreign Service, Indian Economic Service, Indian Statistical Service etc. Under the initiative of Ministry of Labour & Employment, Government of India, IIFT is continuously providing specialized training to employment exchange officers spread across the country.

The division also conducts the following long duration programmes through hybrid/online/on-campus mode:

- ◆ Post Graduate Certificate Programme in International Business & Finance.
- ◆ Certificate Programme in Export and Import Management.
- ◆ EDP on Strategies for International Business.
- ◆ EDP on Global Supply Chain Management.
- ◆ Professional Training programme on International Business Management for the officers of Armed Forces.
- ◆ Certificate course in Global Supply Chain Management for the officers of Armed Forces.

#### ● **International Collaboration and Capacity Development (ICCD) Division**

The International Collaborations & Capacity Development (ICCD) Division of IIFT plays an important role in the Institute through establishing academic ties with domestic and international universities/ institutions to enable joint training and research programmes. Student and faculty exchange is an integral part of the academic collaborations.

The following are the achievements of International Collaborations & Capacity Development (ICCD) Division:

#### **New MoUs signed in 2020-21:**

- ◆ The Institute signed an MoU with **International School of Finance and Technology**, Tashkent Region, Uzbekistan on 31<sup>st</sup> May 2020 for student/faculty exchange and other academic activities for a period of five years.
- ◆ The Institute signed an MoU with **Bangladesh Foreign Trade Institute**, Dhaka, Bangladesh for a period of three years.

#### ● **Graduate Studies in Management (GSM) Division**

The Graduate Studies in Management (GSM) Division of the Institute is the nodal division for full time/ long duration programmes. The division processes the admission to all these programmes, besides providing administrative and academic support. The salient programmes conducted by the Division are:

- ◆ Two-years full time MBA (International Business)

- ◆ Two years and six months weekend MBA (International Business)
- ◆ Certificate Programme in Export-Import Management (CPEIM)

#### ● **Economics Division**

IIFT launched its first ever M.A. (Economics) Programme with specialization in Trade and Finance in both Delhi and Kolkata Campuses on 1<sup>st</sup> August, 2018. The Ph.D. Programme (Economics) 2020 has also commenced and total 09 students (Delhi - 06 and Kolkata - 03) have taken admission in Ph.D. Programme (Economics) 2020.

#### ● **Research Division**

Research holds great significance in the growth of the Institute as it provides a strong interface between creation of knowledge and training. The institute has developed substantial consultancy capacity in analyzing international business scenario and developing appropriate corporate strategies. The Institute has also been successfully bidding for both national and international projects. The Research Division keeps organizing crucial national and international conferences on contemporary themes from time to time, which brings together eminent resource persons both from multilateral bodies, Government sector and renowned academic institutions. The PhD Programme offered by the division is immensely well-acclaimed.

#### ● **Centre for Trade Facilitation and Logistics (CTFL)**

IIFT signed an MoU with Department of Commerce (Logistics Division) on 30<sup>th</sup> July 2018 for establishment of Centre for Trade Facilitation & Logistics Excellence (CTFL) at IIFT. This Centre is conceived to act as a one stop centre of expertise in India's Trade and Logistics and perform as a forum for collaborations with various stakeholders on domestic and international fronts to gain competitiveness at a global level. CTFL will regularly collect, analyse and monitor logistics data and create repository for it. CTFL will also provide policy related inputs to various stakeholders.

#### ● **Division of Alumni Affairs (DAA)**

IIFT alumni holds top positions in different professions across the corporate, public sector, media, sports and academia. Alumni provides considerable help, support and guidance regularly for organizing summer and

final placements, guest lecture series, corporate competitions, live projects, mentorship and other institute-industry interface activities for the students.

In the background of the prevailing pandemic (COVID-19) situation, the Alumni Relations Committee is constantly organizing insightful online sessions with the support of our esteemed alumni. Some of the recent initiatives by the division are: *Aspire Webinar Series, In-vision Webinar Series, Alumni Hour Sessions, Saarthi: An Industry Mentorship Program (Kolkata Campus), Road to Summers (Kolkata Campus) etc.*

#### ● Corporate Relation and Placement Division

Placement process of IIFT is operated by students along with the Head, Corporate Relations and Placement Division (CRPD). Student Placement Committee members are elected by the students. Placement committee members give quarterly presentation about their activities and achievements to the Director during the Steering Committee meetings to seek Director's advice and instruction for better corporate reach and improvement in the placement process.

With the strong career development support, IIFT has consistently achieved 100% placement record and IIFT placements compare very favourably with other top ten B-Schools in India.

#### Placements:

IIFT has successfully completed its summer placements for the MBA (IB) batch of 2019-21. The largest ever batch at IIFT was placed across 96 companies. This year, the average stipend increased by 13.5%. The highest stipend offered was Rs. 3,20,000.

The Indian Institute of Foreign Trade (IIFT) concluded its final placements for the largest ever batch with the highest offer at Rs. 75 Lakh per annum, with 28 percent of candidates having received pre-placements offers. The average package of the placement session rose to Rs.20.48 Lakh per annum and the median increased to Rs. 18.2 Lakh per annum.

#### Performance of ECGC for FY 2020-21 (as on 29.12.2020)

(Value in Rs. Crore)

S. No.	Performance Parameter	FY 2019-20	FY 2020-21 (Upto 29.12.2020)
1	Total No of Insurance covers	29,171	24,610
2	Total Maximum Liability	98,601	96,586
3	Total Business Covered (Risk Value)	5,61,606	3,93,368
4	Total Premium	1,075	691

#### Students achievements:

Among the several awards received by IIFT students in various competitions and challenges organized by Institutes and Companies, team from the Indian Institute of Foreign Trade, Delhi won the Vodafone Intelligent Solutions (VOIS) Vantage 2020, one of the prestigious B-school corporate competitions by VOIS. IIFT excelled among the 1000+ teams that were competing from all over India and from 16 top B schools of India.

#### 9. PUBLIC SECTOR CORPORATION (ECGC, MMTC LTD., PEC LTD., ITPO, STC, STCL LTD.)

##### (A) ECGC Limited

ECGC Limited, a premier Export Credit Agency (ECA) of the Government of India, was set up in 1957 in Mumbai, under the Companies Act 1956, to provide export credit insurance services on short term (ST) and medium and long term (MLT) basis to exporters and banks on a "no-profit no-loss basis" to promote and support exports from India. It is a Central Public Sector Enterprise (CPSE) under the administrative control of Department of Commerce. The mission of ECGC is to support the Indian export industry by providing cost effective insurance and trade related services to meet the growing needs of Indian export market by optimal utilization of available resources. ECGC's services enable access to bank finance, access to information and support in recovery of delinquent debts from foreign buyers/countries.

To augment the capital requirement of ECGC, the Cabinet Committee on Economic Affairs approved provision of capital infusion of Rs. 2000 Crore during the period from FY 2017-18 to FY 2019-20 to support Indian exporters to tap new, emerging and challenging markets in Africa, CIS and Latin American Countries. During the said period only Rs.1,350 Crore has been released to ECGC. An amount of Rs. 390 Crore has been released to ECGC in the current financial year as on 30.12.2020.

**(B) MMTC Ltd.**

MMTC Limited was incorporated in 1963 as an independent entity primarily to deal in exports of minerals and ores and imports of non-ferrous metals. Over the years, MMTC diversified its business portfolio keeping in view national requirements and new business opportunities including import, export and domestic trade of various commodities like fertilizers, bullion, agro etc. were progressively added to the portfolio of the company.

Besides acting as a canalizing agency for Iron Ore, Manganese Ore, Chrome Ore/Concentrate, MMTC functions as one of the Nominated Agency for import of Gold & Silver and Urea, besides trading in other commodities and investment in trade related JVs.

Apart from trading income, MMTC receives on accrual basis, an interest income on loans advanced to its JV - NINL, in which it has a controlling stake. Since the accrued income from NINL has not materialized in the past years, MMTC expects to recoup its losses from the disinvestment proceeds of NINL.

**(i) Subsidiary company**

MMTC Transnational Pte. Ltd., Singapore (MTPL) is a wholly owned subsidiary company of MMTC and was incorporated in October 1994 under the laws of Singapore with a share Capital of US\$ 1 million. Since its inception, the company has been engaged in commodity trading and has established itself as a credible and reputable trading company in Singapore.

**(ii) New initiatives****(a) Make in India**

In line with Government of India's initiative of Make in India, following initiatives were taken by MMTC.

- ◆ Launch of India's first Sovereign Gold Coin - India Gold Coin (IGC) in November 2015. MMTC has undertaken marketing of IGC unveiled by the Hon'ble Prime Minister of India. The coins are minted in 5 gm, 10gm and bars in 20 gm denomination at India Government Mint, Mumbai and Kolkata. Total turnover of IGC sales achieved during 2020-21 till 30<sup>th</sup> November 2020 is Rs. 6.53 Crore. During 2019-20, total turnover of IGC sales achieved was Rs. 22.35 Crore. MMTC has tied up with Banks to sell IGC through its 140

branches to make easy availability of the coins across India.

- ◆ The joint venture for gold/silver refining and medallion manufacturing unit in collaboration with PAMP Switzerland in the name of MMTC-PAMP India Pvt. Ltd. achieved revenue from Operations of Rs. 34,513 Crore and profit after tax of Rs. 100.63 Crore for the year 2019-20. MMTC-PAMP became India's first LBMA accredited refiner for gold and silver. For the current FY 2020-21 (upto 30<sup>th</sup> September 2020) MPIPL has achieved revenue from operations of Rs. 5,599.21 Crore and profit after tax (-) Rs.30.24 Crore.

**(b) Swachh Bharat**

During 2019-20, MMTC's Board of Directors allocated Rs.30.00 Lakh for undertaking CSR activities to support the Swachh Bharat Abhiyan. The funds allocated for CSR were utilized for Clean Ganga Campaign & contribution to Swachh Bharat Kosh (SBK). During FY 2020-21, till November, under Swachh Bharat, MMTC has undertaken number of activities at MMTC Offices / Colony which includes spreading awareness on the use of avoiding single use plastic bottles/ containers in offices, display of posters/ slogans/ signage/ photographs related to Swachhta (Cleanliness) in office premises, plantation of trees/saplings in MMTC Colony/adopted school, proper up-keep and continuation of cleaning up operations including office records in MMTC Offices, sanitization of the premises of adopted school, webinar on Hygiene /Cleanliness/ Sanitation practices, distribution of sanitation kit i.e. Face Masks & Sanitizers for teachers/students of adopted school etc.

**(c) Digital India**

As a part of implementing Government of India's initiative of Digital India, MMTC ERP system up-gradation / migration to a new version for plugging the gaps in existing ERP module (which was implemented in 2002) have already been upgraded. In addition, 100% E-tendering is being followed in MMTC including E-Payments and BHIM.

**(d) Clean energy**

MMTC had set up a 15 MW capacity Wind Mill project at Gajendragad in Karnataka in 2007-08. The project is running successfully and has contributed to the development of the area by meeting some portion

of energy needs of Karnataka State. MMTC also earns income through wind generation.

### **(e) Trade related infrastructure**

To facilitate promotion of two-way trade, MMTC had entered into MOU with IL&FS IIDC in 2004-05 and established JV in the name of “Free Trade Warehousing Pvt Ltd”. Two SPVs were set up at Kandla and Haldia to manage the land banks allotted. Infrastructure was also created at Kandla for promoting Free Trade warehousing and land sub leased to trade. An International Cargo hub was planned at Haldia but due to stay obtained by local farmers from Calcutta High Court, activities could not be completed. The promoters decided to exit from both the SPVs at Kandla and Haldia and accordingly land has been surrendered to the respective Project Authorities.

### **(iii) Price stabilization**

During the year 2019-20, in view of the rising domestic price of onion, MMTC was asked by Department of Consumer Affairs to supplement the domestic supply of onion through imports. MMTC organized import of about 35000 M.T. of onion from available sources in the international market and converged the cargo at very short notice through competitive global bidding process to help in softening the domestic prices. MMTC is also supplying RBD Palmolein and pulses to State Governments for distribution through various Government schemes.

### **(iv) Financial performance**

MMTC is widely recognized as one of the largest International Trading Company of India and the first Public Sector Undertaking to be awarded as “Premier Trading House” status in the country. It is actively involved in exploring overseas markets for exports and sourcing material for domestic needs. With focus on ‘bulk’ operations, MMTC primarily has six core commodity groups viz. Minerals, Metals, Precious Metals, Fertilizers, Agro commodities and Coal.

MMTC recorded a turnover of Rs. 24,056 Crore during 2019-20 as against the turnover of 28,293 Crore registered during 2018-19. During FY 2020-21, for the half year ended on 30<sup>th</sup> September 2020, MMTC has achieved revenue from operations of Rs. 7,614 Crore and PBT of (-) Rs. 114.61 Crore.

### **(v) Subsidiary company**

MMTC Transnational Pte Ltd., Singapore (MTPL) is a wholly owned subsidiary company of MMTC. During 2019-20, it has achieved a sales turnover of US\$ 334 million.

### **(vi) Infrastructure Development**

#### **(a) Neelachal Ispat Nigam Ltd. (NINL)**

MMTC set up Neelachal Ispat Nigam Limited (NINL) - an Iron & Steel Plant of 1.1 million ton capacity, 0.8 million ton coke oven and by product unit with captive power plant, jointly with Government of Odisha and others. Government has accorded its in-principle approval for divestment of NINL, a Joint Venture Company, in which four Central PSUs i.e. MMTC, NMDC, BHEL and MECON and two Odisha Government companies i.e. OMC and IPICOL are shareholder. Owing to the continuous losses made by NINL which now has a net worth of minus Rs.1625.40 Crore (unaudited) as on 31.12.2019, the Government has taken the decision to disinvest NINL to salvage the huge debts to Banks and Financial Institutions. Accordingly, Department of Investment and Public Asset Management (DIPAM) under the aegis of Ministry of Finance has initiated the process of disinvestment of NINL in a transparent manner. The process was initially expected to be completed by September 2020, but due to unforeseen circumstances owing to COVID-19, the same is now expected to be completed by 2021, complying with all due diligence.

#### **(b) Corporate Social Responsibility (CSR)**

For the financial year 2020-21, there is no CSR budget approved by the Board of Directors/ CSR Committee at Board level as the company has incurred losses in the previous year i.e. 2019-20. Accordingly, the CSR budget calculated in accordance with Section-198 of the Companies Act, 2013 i.e. 2% of the average of net profits of preceding 3 years, is negative. As such, the company is not obligated to expend the mandatory allocation under section 135 of the Companies Act 2013.

#### **(c) PEC Limited**

PEC Ltd. was formed on 21<sup>st</sup> April 1971 as a wholly owned subsidiary of STC. PEC Limited became an independent Company under the Department of Commerce w.e.f. 27<sup>th</sup> March 1991. Over the years PEC

Ltd. has been involved in export and import of various essential and industrial commodities.

The operations of the company have stopped due to PEC's account becoming NPA.

### (i) Performance

The overall performance of the Corporation since 2016-17 is given below:

(Value in Rs. Crore)

Item	2016-17	2017-18	2018-19 Achievement (audited)	2019-20 Achievement (unaudited)
Revenue from Operations	4,271.51	4,470.91	627.87	8.32
Profit before Tax	(92.84)	(56.96)	(499.19)	(126.81)
Profit after tax	(92.84)	(56.96)	(499.19)	(126.81)
Dividend & Corporate tax	--	-	-	-
Equity	60.00	60.00	60.00	60.00
Reserves	(1,139.97)	(1,193.91)	(1,693.10)	(1,759.91)
Net Worth	(1,079.97)	(1,133.91)	(1,633.10)	(1,759.91)

### (ii) Sales turnover

The Sales turnover of the Company since 2016-17 is given below:

(Value in Rs. Crore)

Year	Sales Turnover
2016-17	4,254.07
2017-18	4,451.92
2018-19 (audited)	617.87
2019-20 (unaudited)	8.03

### (iii) Exports

The item-wise composition of exports since 2016-17 is given below:

(Value in Rs. Crore)

Item	2016-17	2017-18	2018-19 (audited)	2019-20 Achievement (unaudited)
Total	63.27	327.61	51.97	7.79

### (iv) Imports

The item-wise composition of imports since 2016-17 is given below:

(Value in Rs. Crore)

Item	2016-17	2017-18	2018-19 Achievement (audited)	2019-20 Achievement (unaudited)
Total	3,980.11	3,849.10	523.24	0.00

### (v) Human resource

A VRS (voluntary retirement scheme) was introduced in PEC Ltd. in 2020, under which 13 employees took VRS. As on 31.10.2020, the company has 45 employees.

### (D) India Trade Promotion Organisation (ITPO)

India Trade Promotion Organization (ITPO) is the premier trade promotion agency of India providing a broad spectrum of services to trade industry and acting as a catalyst for growth of India's trade.

With its headquarters at Pragati Maidan, New Delhi and regional offices at Chennai, Kolkata and Mumbai, ITPO ensures representative participation of trade and industry from different regions of the country in its events in India and abroad.

### (i) Re-development of Pragati Maidan

ITPO's mega project of redevelopment of Pragati Maidan into a world-class iconic landmark i.e. the International Exhibition and Convention Centre (IECC) is at a significant stage and is being implemented in a phased manner. The Hall No. A3 to A5 Complex, complete in all respects, is to be delivered shortly. The work on the remaining exhibition halls and the Convention Centre is progressing and the entire project is now rescheduled to be completed by October, 2021 except Exhibition Hall no. 6 that will be completed by January, 2022. The Meetings, Incentives, Conferences and Exhibitions (MICE) industry is amongst the most affected due to COVID-19 pandemic. The IECC project activities have been impacted due to the COVID-19 and consequential lockdown. Though the construction of IECC has restarted, the pace of construction will take time to pick up due to imposition of social distancing guidelines and labour mobilization issues.

The infrastructure including the Convention Centre is planned to be an added facility for the G20 Summit to be hosted by India in 2023. The upcoming exhibition halls and the Convention Centre will fill critical gaps in requirements for MICE sector. The IECC project includes development of 3,82,188 sqm total built up area including a world-class Convention Centre with an area of 53,399 sqm and exhibition area of 1,51,687 sqm with basement parking for 4,800 ECUs and an administrative building of 8,857 sqm area.

The Convention Centre will be a huge iconic landmark at par with the best infrastructure in the world. The Convention Centre will have a seating capacity for 7000 pax in a single format which will be more than 5 times the size of Vigyan Bhawan and comprising of G20 meeting and premium rooms with an amphitheatre of 3000 pax seating capacity and a large number of meeting rooms of different sizes.

An area of 3.70 acres has been earmarked for a five-star hotel at Pragati Maidan, which will be an integral part of the modern complex. However, there has not been any progress made towards operationalization

of the Hotel component due to poor response from the market. Since the funds envisaged to flow from monetization of land for the Hotel are not immediately available, the IECC project is to be funded through ITPO's reserves and institutional loan from the SBI.

The Integrated Transit Corridor Development Plan (ITCDP) which is vital for easy access to the IECC is also underway concurrently in and around Pragati Maidan. It will provide access to the basement parking and also an alternative route to Bhairon Marg which is carrying traffic beyond its capacity. The entire stretch of Mathura Road will be signal free once it is ready. This would decongest traffic within the vicinity of Pragati Maidan and will also significantly reduce pollution levels in this area. This component is also an integral part of IECC project and is expected to be completed by March, 2021.

The IECC project will help improve nation's image in terms of world class modern MICE infrastructure. The global fraternity is keenly looking ahead to commissioning of the facilities and many events may shift to New Delhi from the East Asian and other countries. In a nutshell, the new venue will not only help in positioning India globally, in terms of growth, strength and potential for trade, investment and manufacturing activity but also in projecting India's soft power.

### (ii) Financial highlights

During the year 2019-20, ITPO has earned a surplus of Rs.87.21 Crore. The total income generated by the Company during the year is Rs. 241.96 Crore with Rs.204.86 Crore earning from operations.

Due to the outbreak of the COVID-19 pandemic globally, the business of exhibition and trade show industry has been severely impacted. The exhibitions that were scheduled to be held at Pragati Maidan up to December 2020 have either been cancelled or postponed. Further, due to worldwide travel restrictions and the pandemic, no foreign fairs could be organized by ITPO. Thus ITPO has not been able to generate any operational income so far during the current fiscal year.

### (iii) Fairs in India and Abroad

- ◆ Due to the COVID-19 pandemic and travel restrictions worldwide, all the exhibitions planned

up to December 2020 had either been cancelled or rescheduled. Hence, no exhibition in India and overseas could be organized by ITPO

- ◆ The Government of India has allowed permission to organize B2B events from 15<sup>th</sup> October, 2020 outside the containment zones, for which SOP has been issued by Department of Commerce.
- ◆ The SOP for organizing B2C events in India & participation in overseas exhibitions with guidelines due to the COVID-19 scenario is being prepared in consultation with Ministry of Home Affairs and Ministry of Health & Family Welfare.

#### (iv) Regional trade centres

ITPO has provided assistance to State Governments in setting up of Regional Trade Promotion Centres (RTPCs) for creating Export Infrastructure in State capitals/major cities.

- ◆ **Tamil Nadu Trade Promotion Organization (TNTPO)** at Chennai. The Board of TNTPO has approved the expansion plan of construction of a multi-purpose (Exhibition/Convention) hall with an area of 20,322 sq. mtr. at an approved cost of Rs.289 Crore. After the expansion, there will be a total of 2 convention centres and 5 halls for exhibitions in the total area of 39,952 sq. mtr. in an area of 34.61 acres of land. The work for the expansion project has been awarded to M/s. NCC Limited on 21.08.2020 for a total value of Rs.308.75 Crore with the stipulated date of completion of 28.02.2022.
- ◆ **Karnataka Trade Promotion Organization (KTPO)** at Bengaluru. The Board has approved the construction of a multi-purpose (convention/exhibition) hall with an area of 7633 sq. mtr. under expansion plan of KTPO. The construction work for the same has started and the probable date of completion is 30.04.2021. After the expansion, there will be a total of 2 halls for conventions and for exhibitions with a total area of 14,504 sq. mtr. The estimated project cost is of Rs.67.59 Crore.
- ◆ **Jammu & Kashmir Trade Promotion Organisation (JKTPO)** at Pampore. JKTPO is a joint venture Company. The Government of Jammu and Kashmir has 51.25% equity share, India Trade Promotion Organization (ITPO) with

40% equity share, Export Promotion Council for Handicrafts (EPCH) with 4.55% equity share and Carpet Export Promotion Council with 4.20% equity share of the company.

- ◆ **Kerala Industrial Infrastructure Development Corporation (KINFRA)** has proposed for setting up of an Exhibition Centre at Kakkanad near Kochi in collaboration with ITPO. The estimated budget cost of the project is Rs.159.90 Crore. As per the revised DPR, the equity contribution of ITPO and KINFRA will be 50:50. DPR is under consideration with DoC for release of TIES grant and approval of the project.

#### (E) The State Trading Corporation of India Ltd. (STC)

STC was set up on 18<sup>th</sup> May 1956 primarily with a view to undertake trade with East European countries and to supplement the efforts of private trade and industry in developing exports from the country. STC played an important role in the country's economy when it arranged imports of essential items of mass consumption (such as wheat, pulses, sugar, edible oils, etc.) and industrial raw materials into India.

STC's account is currently classified as NPA by the lender banks since March/June 2018 due to business losses.

With a view to overcome the current liquidity crisis, the Company is continuously reviewing potential areas of cost reduction and is taking appropriate steps for reduction in avoidable expenses, wherever possible. In this direction, STC has notified Voluntary Retirement Scheme (VRS 2020) so as to achieve reduction in fixed establishment costs. Further, a notification has also been issued for closure of all branch offices (except Agra Branch). Simultaneously, the Company is also laying greater emphasis on recovery of dues from defaulting associates.

Further, the Board of Directors of STC, in its meeting held on 10.11.2020, have decided to stop undertaking any new business activity/operations by STC.

The overall performance of STC during 2018-19, 2019-20 and April-September 2020 vis-a-vis figures for the corresponding period of the previous year are given below:

Item	Actuals		Unaudited	
	2018-19	2019-20	April-September 2019	April-September 2020
Exports	11	11	3	Nil
Imports	8,437	2,536	2,315	Nil
Domestic	445	383	94	232
<b>Total Turnover</b>	<b>8,893</b>	<b>2,930</b>	<b>2,413</b>	<b>232</b>
Profit Before Tax	(897.12)	(113.63)	(101.96)	(19.82)

## (F) Spices Trading Corporation Limited (STCL)

### (i) Background

- ◆ October 1982 - Incorporated as CARDAMOM TRADING CORPN. LTD., a Private Limited Company
- ◆ August 1987 - Renamed as "Spices Trading Corporation Ltd."
- ◆ September 1999 - Became a subsidiary of the STC of India Ltd.
- ◆ August 2004 - Renamed as "STCL Limited"

### (ii) Share capital

- ◆ Authorised share capital - Rs. 5 Crore
- ◆ Paid up share capital - Rs.1.5 Crore (entire paid up capital is held by STC of India Ltd.)
- ◆ Net Worth: Rs.4565.08 Crore (negative) as on 31.03.2020

### (iii) Functions

Subsequent to Union Cabinet decision vide meeting held on 13.08.2013 regarding winding up of STCL, the Company had stopped all business activities from 2014-15 onwards. Presently, the Company is pursuing various legal cases including Arbitration cases for the recovery of its dues from the business associates and adhering to other statutory requirements.

## 10. EXPORT INSPECTION COUNCIL (EIC)

The Export Inspection Council (EIC) was established by Government of India under Section 3 of the Export (Quality Control and Inspection) Act, 1963 to ensure sound development of export trade of India through Quality Control and pre shipment Inspection and for

matters connected thereof. The EIC is an advisory body to the Central Government and has successfully completed 56 years of service to the nation. EIC advises Central Government for notification of commodities which will be subjected to quality control and/ or inspection prior to export, establish standards of quality for such notified commodities, and also to specify the type of quality control and/or inspection to be applied to such commodities.

Quality and safety of products as per the requirement of the importing countries is provided through either consignment-wise inspection system or quality assurance/food safety management system based certification through its field agencies, the Exports Inspection Agencies (EIAs) established under Section 7 of the Act. The EIAs are headquartered at Mumbai, Kolkata, Kochi, Chennai and Delhi with a network of 24 sub offices backed by state-of-the-art laboratories, accredited by NABL as per ISO 17025 all over India. The EIC has adopted Quality Management System and is ISO 9001:2015 certified to ensure realization of its objectives.

The EIC provides mandatory certification for various food items, namely, Fish & Fishery Products, Milk Products, Honey, Egg Products, Fresh Poultry Meat and Poultry Meat Products, Animal Casings, Crushed Bones, Ossein and Gelatin, Feed additives and Premixture, Peanut & Peanut Products (EU & Malaysia) and Rice. Other food items that are not notified under the Act, are also being certified under voluntary certification scheme, whenever it is required. With more than five decades of experience in the field of inspection, testing and certification of food items as per Importing Country requirements, the EIC has developed global acceptance. Currently, the EIC certification has been recognized by several of India's trading partners,

such as, European Union, United States of America, Australia, Japan, Saudi Arabia, Vietnam, China, South Africa etc.

#### (A) The major activities of the EIC

- ◆ Approval of processing establishments based on Food Safety Management System to ensure safety and quality of commodities meant for export as per importing countries standards
- ◆ Pre-shipment inspection and certification based on Consignment Wise Inspection (CWI) to assure quality of export commodities as per laid down specification
- ◆ Issuance of Preferential Certificate of Origin for export products under various preferential tariff schemes
- ◆ Issuance of different types of certificates, namely, Health Certificates, Authenticity Certificates, Non- GMO Certificates etc. under various export certification schemes
- ◆ Recognition of Inspection Agencies and Laboratories

- ◆ Residue Monitoring Plans as per importing countries requirements
- ◆ Training and capacity building of industry and other stake holders in areas of Quality and Food Safety Management System
- ◆ Monitoring TBT Notification by WTO member countries and their impact on India's trade

#### (B) Foreign Trade Policy and EXIM trade

- ◆ The EIC has been playing a crucial role in promoting trade through its quality control & inspection activities by ensuring compliance of the requirements of importing countries. In line with the national and international needs, EIC enters into Memorandum of Understandings (MoUs)/ Mutual Recognition Agreements (MRAs)/ Equivalence Agreements/ Recognitions/ Cooperation Arrangements with the major trading partners. These arrangements facilitate acknowledgement of EIC's Certification System by regulatory authorities of importing countries and avoid multiple border inspections.
- ◆ The details of the existing Equivalence Agreements/ Recognitions/ Cooperation with major trading partners is listed below:-

#### Equivalence Agreements / Recognition/ Cooperation arrangements

Country	Products Covered	Year of Agreement/ Recognition
USA; USFDA	Black Pepper; Confidentiality Commitment	1988 2016
European Commission	Fish & Fishery Products, Basmati Rice, Animal Casing, Honey, Crushed bones ossein & gelatin, egg products, peanut and peanut products, feed additive and pre-mixture, Spices (capsicum)	1997-2016 onwards
Korea	Frozen marine products, processed spice goods, processed nuts, tea, honey, jam, preserved goods, sauce, sugar syrup, edible oil and fats	2004
Turkey	Food products, food packaging materials and stainless steel utensils	2004
Sri Lanka	85 products under the Import Inspection Scheme of Sri Lanka namely milk products, edible oils, packaged water, preserved food, toiletries, bicycle tyres & tubes, steel section & wires, electric goods & PVC cables & cords etc.	2005
Singapore	Food & agriculture (egg products, dairy products, drinking water), Electric & electronic products, Telecommunication equipment and Drugs & Pharmaceuticals	2005
Japan	Poultry & marine products	2005

Country	Products Covered	Year of Agreement/ Recognition
Russian Federation	Fish & Fishery Products Dairy Products	2009 2016
Saudi Arabia	Fish & Fishery Products	2009
China	Fish & Fishery products	2012
	Feed and feed ingredients	2013
	Rapeseed meal	2015
	Fish Meal and Fish Oil	2018
	Chili spent	2019
Bhutan	Food And Agricultural produce	2013
Netherlands	General Food Safety	2019

### (C) Reforms undertaken by EIC/EIAs during COVID-19 pandemic

#### ◆ Digitization of Services:

- Exporters were encouraged to submit their request for certificate online and sharing scanned copies of requisite documents through e-mail. Similarly, scanned copies of issued certificate were provided to exporters through e-mail to allow them to stay at home and avail uninterrupted services.

#### ◆ Health Certificates:

- Based on the past performance of Food Safety Management System of approved establishments, export was allowed based on in-housing testing without any compromise on requirement of the importing country.

#### ◆ Inspection and Certification:

- Submission of documents and issuance of certificates was facilitated electronically.
- In absence of international courier services, the EIC requested importing countries to accept the soft copy of health certificates and not to insist on hard copies.
- Issued Certificate of Origin online to facilitate clearance of consignments online.
- Extension of renewal of approval was

granted to the establishments based on their past performance.

- Engagement of stakeholders by active participation of EIC/EIAs in webinars and virtual meetings to facilitate export trade.
- As a result of these efforts from 23<sup>rd</sup> March to 9<sup>th</sup> June 2020 around 38,000 Certificates of Origin and 12,000 health certificates and more than 13,206 samples were analyzed in EIA laboratories, in addition to samples analyzed in EIA approved private laboratories.

### (D) Nuclear Magnetic Resonance Spectroscopy (NMR) facility at EIA Mumbai

The EIC has established facility at EIA-Mumbai for analysis of origin and authenticity using Nuclear Magnetic Resonance Spectroscopy (NMRS).

### (E) Digital Initiatives for Ease of Export: Common Digital Platform (CDP) for Certificate of Origin (CoO)

In order to facilitate Ease of Doing Business, CoO is being issued through CDP which provides a single point of access to all designated agencies authorized to issue CoO. The following preferential schemes of CoO have been made live on this online platform and EIAs are issuing certificate of origin through this platform only.

S. No.	Name of Preferential scheme	Date on which made Live on CDP
1	India Chile PTA	25 <sup>th</sup> September 2019
2	SAFTA & SAPTA (for Nepal Only)	18 <sup>th</sup> December 2019
3	India Korea CEPA	6 <sup>th</sup> March 2020
4	AIFTA	7 <sup>th</sup> April 2020
5	SAFTA & SAPTA(for Bangladesh, Bhutan, Maldives, Pakistan and Sri Lanka)	7 <sup>th</sup> April 2020
6	Asia Pacific Trade Agreement	7 <sup>th</sup> April 2020
7	India Sri Lanka FTA	7 <sup>th</sup> April 2020
8	GSP, GSTP, India-Malaysia CECA, India-Singapore CECA	15 <sup>th</sup> October 2020

As on 5<sup>th</sup> October 2020, approximately 1,29,000 CoOs have been issued through CDP by the EIAs.

#### (F) New Office cum Laboratory Complex of EIA Chennai Sub Office Visakhapatnam

Office cum Laboratory Complex of EIA Chennai Sub Office Visakhapatnam is built under the Trade Infrastructure for Export Scheme (TIES) scheme of Department of Commerce. The EIA Chennai Sub Office Visakhapatnam has shifted from the old premises to newly constructed office cum laboratory complex on 21<sup>st</sup> August, 2020.

### 11. LOGISTIC SECTOR

The Logistics Division has been created with the amendment in Allocation of Business Rules in July 2017 with the mandate for integrated development of logistics sector in the county and to bring about reduction in the logistics cost. For the said mandate, the Division has been engaged in identification of regulatory, infrastructure or services bottlenecks in freight logistics and easing them through industry engagement and inter-ministerial coordination, monitoring performance and efficiency of logistics infrastructure and services, creation of an integrated system of infrastructure and policy/regulatory interventions to promote inter-modality and identification of skill gaps across modes. The Division is also promoting and encouraging adoption of digitization across logistics value chains.

#### Key achievements

- ◆ The Logistics Performance Index (LPI) released every two years by the World Bank is one of

the most widely referred reports used to assess logistics performance of countries. On this index, India was ranked 44 out of 160 countries in 2018 vis-à-vis rank of 54 in 2014 (most recent study conducted till date is in 2018).

- ◆ India improved its ranking from 134 in 2015 to 63 in 2020 in the Ease of Doing Business Report of the World Bank and in Trading Across Border from 128 in 2015 to 68 in 2019 (most recent study conducted till date is May 2019).
- ◆ 34 Qualification Packs have been developed and finalized in collaboration with Logistics Skill Council. This is for the first time when such qualification packs have been developed.
- ◆ Port Community System (PCS 1X) has been launched in all major ports. Logistics Division in co-ordination with Ministry of Shipping is in the process of operationalization and broad basing of Port Community System. A large number of stakeholders have already been on boarded. The system has been made ready for integration with ICEGATE.
- ◆ Vehicle Booking and Gate Automation Module has been developed in the Port Community System which is expected to contribute to reduced dwell time at ports.
- ◆ Consultations were held with stakeholders on the issue of development of global best practices for cold chain infrastructure customized for the need of different regional agro climatic conditions for reducing food wastage through private partnerships.

- ◆ The Division is in consultation with Ministry of Shipping for development of coastal shipping for movement of goods which is a greener and cost effective alternative to road and rail movement.
- ◆ A Joint Working Group has been constituted to explore and promote connectivity, transport and logistics with Kazakhstan to explore the possibility to promote freight traffic between the two countries transiting through Turkmenistan, Iran and Uzbekistan.
- ◆ India-Singapore Joint Working Group on Logistics has been constituted with key areas of collaboration as providing digital solutions in the logistics sector, developing a Pilot project for a specific product that India has targeted for export, jointly selected by Singapore and India (Textiles and Apparel sector has been selected), offer solutions on the Integrated Logistics Platform including co-development of digital supply chain solutions knowledge-sharing and up-grading regulatory processes, and digitalizing trade documents.
- ◆ Several Customs procedures have been relaxed and improved. Domestic containers have now been allowed to be used for EXIM cargo, similarly foreign containers have been allowed to carry domestic goods.
- ◆ Development of Risk Management System (RMS) for the Partner Government Agencies (PGAs) is underway.
- ◆ Subsequent to the publishing of the Logistics Ease Across Different States (LEADS) Report for 2019, contract has been concluded for undertaking LEADS study and subsequent publishing of report for the years 2020, 2021 and 2022. The report assesses the performance of each State and UT in logistics sector. The report assigns the States ranking for the same based on an objective criteria and make specific recommendation to improve Logistics for each State and UT promoting competitive federalism.
- ◆ All States and UTs have been requested to constitute State Logistic Cell and State Logistics Coordination Committee for streamlining and better coordination between different Central/ State Government Departments and Agencies

in order to improve Logistics performance of that particular State/UT. They have also been requested to develop an integrated State Logistics Plan.

- ◆ TURANT Customs has been launched to make custom clearance a faceless exercise.
- ◆ All containers are now being RFID tagged so as to make available track and trace service for all EXIM cargo.
- ◆ Mandatory electronic toll collection system (Fastag) for reducing time loss as well as aiding in tracking of vehicle location at Toll Plazas.
- ◆ Installation of scanners in major ports
- ◆ Introduction of GST has reduced waiting time for Inter-State border crossing
- ◆ Revision in axle load norms for heavy vehicles leading to better carrying capacity
- ◆ Introduction of paperless EXIM trade process through E-Sanchit

## 12. NATIONAL EXPORT INSURANCE ACCOUNT (NEIA) TRUST

Government of India established NEIA Trust in 2006 to promote project exports from India that are of strategic and national importance. The trust was set up with an initial corpus of Rs. 66 Crore. To support more project exports, it was decided by Government of India to provide budgetary support to the tune of Rs. 1,040 Crore during the period from FY 2017-18 to FY 2019-20. Accordingly, Rs. 1,040 Crore has been released as grant-in-aid corpus to NEIA trust.

In FY 2019-20, the NEIA Trust has issued 41 covers with cover value of Rs.3,245.32 Crore for 29 projects with project value of Rs.4,190.55 Crore in 17 countries apart from in-principle approvals for 17 covers with cover value of Rs.1,408.24 Crore. As on 29.12.2020, 144 projects with project value of Rs.36,472 Crore were under cover through 205 covers with cover value of Rs.26,389 Crore across 37 countries.

NEIA through its cover for project exports helps make Indian project exporters more competitive and gain a stronger foothold in regions of national strategic interest. Successful project exports enable sustained visible impact on India's capacity in executing projects abroad.

# PROGRAMMES UNDERTAKEN FOR THE WELFARE OF SCs/STs/ OBCs, WOMEN & PERSONS WITH DISABILITIES



The Department of Commerce liaises with the attached and subordinate offices, autonomous bodies, Public Sector Undertakings and Commodity Boards under its administrative control for proper implementation of the directions of the Government of India related to the reservation as well as other welfare measures for the SCs, STs, OBCs, EWSs, PwD categories.

There are two separate Liaison officers (one for SC/ST/PwD and other for OBC/EWS) functioning in the Department of Commerce. The Liaison Officers ensure prompt disposal of the grievances of the SC/ST/OBC/PwD/EWS category employees and also take care that the various benefits admissible to the reserved categories are complied with by the associate organizations of the Department.

A statement showing total number of government employees and the number of SCs/ STs/ OBCs/ EWSs as on 31.10.2020 in Department of Commerce (proper) and its associate organizations is shown at Annexure-B. The welfare activities undertaken by different organizations attached to this Department are given in the succeeding paragraphs.

## 1. WELFARE OF SC, ST, OBC & EWS

### (A) PEC Ltd.

Government Directives/Instructions with regards to SCs/STs/OBCs are being duly complied with in PEC.

Qualifying period for promotion of employees belonging to SC/ST categories is relaxed by one year at each stage of promotion. Further a complaints' register is being maintained at Head Office. No complaint has been received in 2020-21.

### (B) MMTC Limited

The total strength of employees in MMTC as on 31<sup>st</sup> October 2020 was 744 (including Board level executives and MICA employees), out of which 159 (21.37%) employees belong to SC category, 74 (9.95%) to ST category and 87 (11.69%) to OBC category. Women employees represented 19.89% (148 employees) of the total manpower.

#### (i) SC/ST Cell and Liaison Officer

A Reservation Cell is in existence in the Company. Liaison Officers have been appointed in the corporate office as well as regional offices to ensure compliance of the orders and instructions of the Government directives pertaining to reservation and other concessions as admissible to them.

#### (ii) Relaxation/ concessions

Relaxation of 5 years in age is given to SC/ST candidates in Direct Recruitment. As regards departmental promotion, following relaxations are provided:

- ◆ For promotion from staff cadre to officer cadre, relaxation of 5% in qualifying marks in written test.
- ◆ Relaxation of upto 5 words per minute given in typing test in promotion to Junior Assistant post.
- ◆ One year relaxation in qualifying period for promotion within staff cadre, under seniority-cum-fitness category.

SC/ST representative is nominated in all Selection Committees for Direct Recruitment and Departmental Promotion.

#### (iii) Training

In order to upgrade their functional and soft skills, SC and ST employees are nominated from time to time to various in-house training programmes as well as programmes conducted by reputed institutions.

#### (iv) Quarter allotment

Reservation in quarter allotment is provided to SC and ST employees to the extent of 10% for B type accommodation and 5% in respect of C & D type accommodation.

#### (v) Meetings

The Company has in place "Structured Meetings Scheme" in which the management meets various representative bodies of employees periodically in order to discuss and resolve issues on service matters and welfare measures. In line with this philosophy, meetings with MMTC SC/ST Welfare Associations in all offices of the Company and the Federation of MMTC SC/ST Welfare Associations are convened.

#### (C) Spices Board

The Board had constituted SC/ST & OBC Committees for looking after the welfare of the employees and to sort out their problems. The Board had nominated a Liaison Officer for reservation matters relating to SC/ST/OBC.

#### (D) Directorate General of Commercial Intelligence & Statistics (DGCI&S)

Liaison Officer for SC/ST and OBC has been appointed.

**(E) Noida SEZ**

All Government directives/instructions with regard to SC, ST, OBC and EWS are duly complied with by NSEZ. As against total employees of 62, NSEZ has 09, 05 and 15 employees belonging to SC, ST and OBC respectively.

**(F) Tea Board**

Tea Board undertakes programmes for the welfare of SC, ST, OBC and EWS followed by the instructions/guidelines issued by the Government of India from time to time.

**(G) India Trade Promotion Organisation (ITPO)**

Guidelines on reservation were complied within ITPO. Liaison Officers have been nominated to look after the interest of SCs/STs/OBCs/EWSs. In every Departmental Promotion/Selection Committee (DPC/DSC) meeting, officers of appropriate level belonging to SC/ST and minority category are associated to look after the interests of the candidates belonging to these categories.

**(H) Agricultural & Processed Food Products Export Development Authority (APEDA)**

The welfare and development of SC/ST/OBC/EWS employees is being looked after by the Authority.

**(I) ECGC Limited**

- ◆ Pre examination training for recruitment is conducted for candidates from SC & ST category.
- ◆ The representatives of SC & ST Union are nominated for training on reservation for recruitment and promotion in Government companies.
- ◆ Liaison officer for SC & ST welfare has been appointed to deal with the matters related to employees from SC & ST category.
- ◆ Reservation is provided to SC & ST candidates in recruitment and promotion as per Government of India rules.
- ◆ At least one member from SC & ST category is appointed on the panels constituted for recruitment/promotion of candidates/employees.
- ◆ Reservation policy of Government of India is followed for recruitment of OBC candidates.
- ◆ Liaison officer for OBC welfare has been

appointed to deal with the matters related to employees from the OBC category.

- ◆ Due consideration is given for appointment of members from OBC category on recruitment panels.
- ◆ Government of India policy pertaining to Reservation for EWS category has been implemented in ECGC Ltd. In the direct recruitment of probationary officers, 10% of the posts are reserved for EWS category in accordance to Government guidelines.

**(J) Rubber Board**

Rubber Board appointed Liaison Officer to attend the grievances of SC, ST and OBC category employees. Liaison Officer maintains statutory registers to file the complaints/ grievances. Board periodically monitors such complaints, if any, and disposes of such grievances in time. The services of the Liaison officer are being effectively utilized by SC/ST/OBC employees as and when they have complaint/grievances.

**(K) Visakhapatnam SEZ**

Liaison Officer has been appointed to protect the interest of SC, ST & OBC Employees.

**(L) Coffee Board**

The Coffee Board follows a multi-dimensional approach to create an enabling environment keeping in view the overall welfare and development of the SC/ST/OBC/EWS officers/staff.

**(M) Indian Institute of Foreign Trade (IIFT)**

IIFT implements the reservation policy in admissions and recruitment in accordance with any Act of Parliament for the time being in force. Apart from this, Anti-discrimination Committee for welfare of SC, ST and OBC has been constituted.

**2. PROGRAMMES UNDERTAKEN FOR WELFARE OF PERSONS WITH DISABILITIES (PwDs)**

Section 34 (1) of 'The Rights of Persons with Disabilities Act, 2016, inter-alia, states that every appropriate Government shall appoint in every Government establishment, not less than four per cent of the total number of vacancies in the cadre strength in each group of posts meant to be filled with persons with benchmark disabilities of which, one per cent each shall be reserved for persons with benchmark disabilities under clauses (a), (b) and (c) and one per

cent for persons with benchmark disabilities under clauses (d) and (e) namely:

- ◆ Blindness and low vision
- ◆ Deaf and hard of hearing
- ◆ Locomotor disability including cerebral palsy, leprosy cured, dwarfism, acid attack victims and muscular dystrophy
- ◆ Autism, intellectual disability, specific learning disability and mental illness
- ◆ Multiple disabilities from amongst persons under clauses (a) to (d) including deaf-blindness in the posts identified for each disabilities:

There are guidelines on providing facilities to the disabled persons so that a barrier-free workplace is made accessible to the differently abled persons. In pursuance of Section 23(1) of Rights of Persons with Disabilities Act, 2016 (RPwD Act, 2016) a Grievance Redressal Officer has been nominated in Department of Commerce. A statement showing total number of PWDs in different categories as on 31.10.2020 in Department of Commerce (proper) and its associate organizations is shown at Annexure C.

#### **(A) PEC Limited**

Government Directives/instructions with regards to PWDs are duly complied with in PEC. In PEC, there exists a Time Scale Promotion Scheme for staff cadre. Qualifying period for promotion for employees belonging to Persons with Disabilities is relaxed by one year in each stage of promotion. Further a complaints register is being maintained at Head Office. No complaint has been received till date.

#### **(B) MMTC**

In order to have easy access to office premises, ramp has been provided for physically challenged employees. PWD employees are posted to positions, taking into account their disability, to enable them to perform their job efficiently. Office buildings have auditory signals announcing the floor destination. Some of them have floor requisition buttons in Braille symbols.

#### **(C) Spices Board**

- ◆ Spices Board has nominated a Liaison officer for looking after the reservation matters and grievances of persons with Disabilities.
- ◆ During the year 2019 an expert committee

has also been constituted for the purpose of identification of posts suitable for Person with Disabilities as per the Right to Person with Disabilities Act, 2016.

#### **(D) Noida SEZ**

This office is already equipped with features like corridors, reception, toilets, staircases with handrails etc. accessible to persons with disability. Recently, a lift with Braille has also been installed in the premises. In addition, six Public Conveniences have also been constructed by NSEZ in the Zone complex with specific arrangement for divyangjan.

#### **(E) Tea Board**

Tea Board usually undertakes programmes for the welfare of Persons with Disabilities (PwDs) followed by the instructions/guidelines issued by the Government of India from time to time.

#### **(F) India Trade Promotion Organization (ITPO)**

Guidelines on reservation were complied within ITPO. Liaison Officers have been nominated to look after the interest of PwDs. The provisions contained in Persons with Disabilities (Equal Opportunities, Protection of Rights and Full participation) Act 1995 regarding reservation in posts/services for disabled person have also been complied with including EWS reservation.

#### **(G) Rubber Board**

Rubber Board appointed Grievance Redressal Officer to attend the grievances of Persons with Disabilities. The Liaison Officer maintains statutory register to file the complaint/grievances and the Board periodically monitors such complaints, if any, and disposes in time. Board celebrates the "International day of persons with Disabilities" on 3<sup>rd</sup> December every year by organizing speeches of eminent persons with disabilities and honour the employees of the Board who are differently abled. Board has provided 'ramp' and lifts for the smooth movement of PwD employees. Visually handicapped employees are engaged in the operation of EPABX.

#### **(H) Agricultural & Processed Food Products Export Development Authority (APEDA)**

As per Government norms, the reservation for PwDs is 4% of total strength in all grades. Against the existing staff strength of 84, two incumbents are physically handicapped. APEDA has taken care of the welfare of

persons with disabilities (PwDs). APEDA has provided motorized wheel chair to one of the employees to move within the office. Further, all the facilities as per rule are given to them.

#### (I) ECGC Limited

- ◆ PWD candidates are transferred according to suitability of posts of PWD employees
- ◆ Scribe is allowed to them in recruitment and promotional examination
- ◆ PWD employees are posted in disability friendly/accessible office locations
- ◆ Government reservation policy for recruitment of PWD is strictly followed
- ◆ Liaison Officer for PWD has been appointed to deal with the matter related to candidates from PWD category

#### (J) Visakhapatnam SEZ

- ◆ Appointed Liaison Officer for welfare of PWDs
- ◆ Accessible approach and ramp at entrance building of VSEZ has been made available
- ◆ Earmarking of parking place has been done
- ◆ Provision for disabled friendly building has been made

#### (K) Coffee Board

The Coffee Board follows a multi-dimensional approach to create an enabling environment keeping in view the overall Welfare and Development of the Persons with Disabilities (PWD).

#### (L) Indian Institute of Foreign Trade (IIFT)

IIFT implements the reservation policy in admissions and recruitment in accordance with any Act of Parliament.

### 3. PROGRAMMES UNDERTAKEN FOR WELFARE OF WOMEN

An independent Women Cell has been set up in the Department of Commerce with the following functions:

- ◆ Coordination with the Ministry of Women and Child Development, National Commission for Women and other concerned agencies in respect of the matters connected with welfare and economic empowerment of women and other related issues
- ◆ To review plan schemes and other programmes

of the Department of Commerce and to ensure that the various aspects of women's welfare, development and empowerment are promoted through the programmes/schemes

- ◆ All matters relating to Gender Budgeting and inclusion of Gender issues in the Annual Report/Performance Budget
- ◆ Prevention and redressal of sexual harassment at work place. Constitution of Complaints Committee in Department of Commerce, its attached/subordinate offices, PSUs, autonomous bodies etc; monitoring their performance and providing necessary help and guidance
- ◆ Observing Awareness Week for prevention of sexual harassment of women along with Vigilance Awareness Week
- ◆ Other incidental matters relating to the subject

#### (A) PEC Ltd.

PEC is a small organisation having total 42 employees, out of which 06 are women, as on 31.10.2020. In compliance with the terms of Section 4(1) of the Sexual Harassment of Women at Workplace (Prevention, Prohibition and Redressal) Act, 2013, 'Internal Complaints Committee' has been re-constituted in PEC for prevention and redressal of sexual harassment of women at workplace. A comprehensive policy for Prevention, Prohibition and Redressal of Sexual Harassment of women employees in PEC has been adopted with the approval of the Competent Authority.

During the year, no complaint has been received from any employee.

#### (B) MMTC Limited

Women welfare activities in MMTC are derived out of the broad guidelines of the National Policy on Women Empowerment and objectives of the Forum of Women in Public Sector (WIPS). MMTC encourages participation of its women employees in this forum. A General Manager of MMTC, a female officer, is the General Secretary-WIPS APEX. Many other women employees are members of WIPS.

- ◆ Other welfare activities include Free Health Checkup for women employees. The promotion policy in MMTC gives equal opportunity of selection to deserving & meritorious candidates at every level up to below board level irrespective of gender.

- ◆ There is an active Complaint Committee at Corporate Office as well as at Regional Offices to deal with sexual harassment of women at workplace. Women employees are free to approach the Complaint Committee to register any complaint related to sexual harassment. From time to time, efforts are made to sensitize women employees of their rights under the Sexual Harassment of Women at Workplace (Prevention, Prohibition and Redressal) Act 2013.
- ◆ Monthly report is also obtained from Regional Offices of cases of sexual harassment of women.
- ◆ Good representation of women employees is ensured in various functional and behavioral trainings organized by MMTC.

### (C) Spices Board

The sanctioned staff strength of Spices Board is 379 and the existing strength is 306, as on 31.10.2020. Out of this, 83 are women employees. A woman (Group A level) officer of the Board has been appointed as "Women Welfare Officer" to sort out the difficulties/problems, if any, or to bring them to the notice of the higher authorities along with suggestions for possible solutions. The grievances of women employees are attended timely and properly.

### (D) Directorate General of Commercial Intelligence & Statistics

A women cell has been constituted for looking after the matters related to women.

### (E) Agricultural & Processed Food Products Export Development Authority (APEDA)

APEDA has formed a Committee for receiving complaints against sexual harassment against women at work places. The committee also includes women officers.

### (F) ECGC Limited

- ◆ Programmes on issues related to women are conducted on Women's Day including cancer screening camps and seminars on Cancer Awareness etc.
- ◆ The company nominates women employees to programs/seminars/workshops for leadership development.
- ◆ Internal Complaints Committees are in place to deal with matters related to harassment at

workplace.

- ◆ Due consideration is given to appointment of women member on recruitment and promotion panels.
- ◆ The company has a scheme for reimbursement of travel expenses incurred by women employees having infant child below two years while attending promotion panel/ official training accompanying the women employee, for the child as well as one attendant as per their respective eligibility.
- ◆ A scheme for reimbursement of Creche expenses up to a limit of Rupees 5000/- excluding taxes, till the infant attains the age of two years is in place for women employees of ECGC Ltd.
- ◆ The company has a scheme for grant of two days special leaves to women employees till their child attains the age of 2 years.

### (G) Rubber Board

As per the Law of Sexual Harassment of Women at work place (Prevention, Prohibition and Redressal) Act 2013, Internal complaint committee is constituted which consists of four members including one member from outside, who is well versed with social work activities (details published in the website of Rubber Board). The committee meeting is being held in each quarter and no complaint is reported so far.

### (H) Visakhapatnam SEZ

Internal Complaints committee under Sexual Harassment of Women at work place has been constituted.

### (I) Tea Board

Tea Board usually undertakes programmes for the welfare of women followed by the instructions/guidelines issued by the Government of India from time to time.

### (J) Coffee Board

The Coffee Board follows a multi-dimensional approach to create an enabling environment keeping in view the overall Welfare and Development of the Women.

### (K) Indian Institute of Foreign Trade (IIFT)

The institute has constituted Internal Complaints Committee for prevention, prohibition and redressal of sexual harassment of women at work place.

# TRANSPARENCY, PUBLIC FACILITATION AND ALLIED ACTIVITIES



## 1. CITIZENS' CHARTER

The Department of Commerce is committed to act with integrity, judiciousness, transparency, accountability and with courtesy and understanding in dealings with the trade and public. All the services and commitments are to be delivered to citizens in most effective and efficient manner.

The Department will strive to evolve procedures in Foreign Trade Policy to maximize public benefits and is committed to simplify various requirements necessary under rules in force, in the context of a globalized and liberalized economy. We will continuously consult client groups and give timely publicity to all changes in law and procedures relevant to the Department. Standards of services provided:

S. No.	Services/Transaction	Maximum Time Limit
1.	Approval for grant of financial assistance under Market Access Initiative (MAI) scheme	3 months from the date on which proposals are received in E&MDA Division
2.	Approval for grant of financial assistance in respect of projects under Trade Infrastructure for Export Scheme (TIES)	3 months* (*Subject to availability of complete documents and availability of funds)
3.	Approval for setting up of Special Economic Zone (SEZ)	i. Placement of cases before the Board of Approval (BoA) within 60 days from the date of receipt of State Government's recommendations and complete documents; ii. Issue of approval letter within 7 days of approval of BoA, subject to security clearance
4.	<b>RTI Act, 2005</b> i. Provide information or reject the request for any of the reasons specified in the RTI Act, 2005 ii. Disposal of appeals preferred under RTI Act, 2005	i. Within the time limits prescribed in the RTI Act, 2005 ii. Within the time limits prescribed in the RTI Act, 2005
<b>Public Grievance mechanism</b>		
5.	Resolving Public Grievances	60* days (* Subject to receipt of complete details and receipt of responses from the authority which has to take a final decision on the grievance) (* If longer period is likely to be involved, the complainant will be informed through an interim reply within 60 days)
6.	For taking actions by the Appellate Committee on appeals preferred against statutory orders passed by DGFT, etc.	Within 3 months Note: This is subject to receipt of complete details/documents from the appellant and respondents.

## 2. PUBLIC GRIEVANCES

Public Grievance Cell deals with grievances received from public, concerning Department of Commerce and offices under its control, for their redressal. As per CPGRAMS, 4476 public grievances were disposed of during 01.04.2020 to 31.12.2020 (including the PMO Public Grievances). A grievance box has also been provided at the Information and Facilitation Counter situated at Gate No. 14, Udyog Bhawan, New Delhi.

## 3. VIGILANCE WING

The Vigilance section in the Department, with the Joint Secretary & Chief Vigilance Officer (JS&CVO) as the Divisional head, deals with the following work:

- ◆ Implementation of Conduct Rules
- ◆ Processing of Annual Property Returns
- ◆ Furnishing of CVO's monthly report on vigilance activities to CVC

- ◆ Compiling quarterly statistical reports of vigilance cases for sending a consolidated quarterly report to the Department of Personnel & Training
- ◆ Work relating to granting permission under the provision of the Conduct Rules

Vigilance section also handles the following activities:

- ◆ Conducting regular and surprise inspections of sensitive offices
- ◆ Review and streamlining of procedures, which appear to afford scope for corruption or misconduct and for initiating other measures for the prevention, detection of corruption and other malpractices and punishment to the corrupt in the Department as well as its attached and subordinate offices and Public Sector Undertakings
- ◆ Keeping a watch on the movement/visits of Undesirable persons in the Department
- ◆ Preparation of a list of officers of “Doubtful Integrity” /Agreed list and their postings to non-sensitive areas
- ◆ Sanction for prosecution to CBI u/s 19 of PC Act and permission to initiate investigation by CBI u/s 17 A of PC Act

The Vigilance Section of the Department mainly deals with the disciplinary cases of Indian Trade Service officers and Board level appointees working

in various Public Sector Undertakings, Autonomous Bodies and Commodity Boards functioning under the administrative control of the Department, while the cases of non-Board level appointees of the various PSUs, Autonomous Bodies and Commodity Boards are looked after by the respective CVO/Heads of the Organizations.

The complaints received from individuals and other organizations like CBI/CVC/PMO etc. are examined on the basis of the factual report obtained from the concerned administrative divisions/organizations. If necessary, preliminary inquiries are made to look into the merit of the complaint. If the complaints have any substance then a regular Departmental action is initiated.

During the year 2020-21 about 96 (approx.) investigations/inquiries were conducted and on the basis of these inquiry proceedings, in 13 (approx.) cases major/minor penalties were imposed in attached and subordinate offices, PSUs, Autonomous Bodies/Commodity Boards and the Department of Commerce.

Vigilance Awareness Week was observed by conduct of workshop/sensitization programmes, pledge taking, issue of pamphlets etc during the period 27<sup>th</sup> October, 2020 to 2<sup>nd</sup> November, 2020 to create awareness amongst officers and staff. The Vigilance Awareness Week was observed with the theme Satark Bharat, Samridh Bharat (Vigilant India, Prosperous India)



#### 4. TRANSPARENCY, PUBLIC FACILITATION AND ALLIED ACTIVITIES – RIGHT TO INFORMATION

The Department of Commerce (DoC) has implemented the Right to Information Act, 2005 and has put in place all necessary systems and procedures on the website of the Department.

To facilitate the citizens who come in person to submit RTI applications/appeals, Facilitation Counter has been set up at Gate No. 14, Udyog Bhawan, New Delhi to receive physical applications/appeals. RTIs/ Appeals received by Post are disbursed by R&I Section which is in turn forwarded to the appropriate CPIO(s)/ FAA/Public Authority(ies) by the RTI Cell. Nowadays, most RTIs are filed online using the RTI Online Portal managed by DoPT. Similar to physical RTI, RTI Cell transfers the online RTI/Appeal received in the Nodal Account of Department of Commerce online to appropriate CPIO(s)/FAA/Public Authority(ies).

At present, there are 32 Central Public Information Officers (CPIOs) of Directors/Deputy Secretaries level in the Department and 13 First Appellate Authorities (F.A.A.s), who are Additional Secretary/Joint Secretary/Director level officers to hear and dispose-off first appeal(s) filed under the RTI Act. Shri K. V. Ajith, Deputy Director is the Nodal CPIO of Department of Commerce and Dr. Surendra Kumar Ahirwar, Joint Secretary has been designated as Transparency Officer, Department of Commerce.

Currently there are 31 Public Authorities (P.A.s) under the jurisdiction of Department of Commerce. Each of these P.A.s have their own Nodal CPIO, CPIOs and F.A.A.s for implementation of the provisions of the RTI Act. It is to be noted that Department of Commerce is itself a Public Authority. In smaller Public Authorities, mostly Nodal CPIO himself is the only CPIO of the particular Public Authority whereas in bigger Public Authorities like Department of Commerce, DGFT etc, Nodal CPIO acts as Central Point for disbursing RTI/ Appeal to appropriate CPIO(s)/FAA and is responsible for all matters of RTI pertaining to that Public Authority including Annual Conduct of Transparency Audit, Issue of User ID/Password to individual CPIOs for accessing RTI Online and form the interface with DoPT and Chief Information Commission for all RTI Matters.

During the period from April, 2019 to December, 2019, 567 RTI applications were disposed-off by different CPIOs/Appellate Authorities of this Department and

318 applications were transferred to other Public Authorities. During the same period, 47 appeals were also disposed off as per provisions of the RTI Act.

During the period from January to December 2020, 410 applications were disposed off by different CPIOs of the Department and 334 applications were transferred to other Public Authorities. During the same period, 44 appeals were disposed off as per provisions of the RTI Act.

#### 5. OFFICIAL LANGUAGE

The Official Language Division monitors the progressive use of Hindi and implements the Official Language Policy set out by the Department of Official Language in the official work of the Department. The activities of Official Language Division during 2020-2021 are as follows:-

##### (A) Meeting of Hindi Salahkar Samiti

There is a Hindi Salahkar Samiti in the Department of Commerce to review the progressive use of Hindi in official work of the Department as well as various organizations under its administrative control. The reconstitution of Hindi Salahkar Samiti in the Department is under process. The committee will be reconstituted after getting approved by the Department of Official Language.

##### (B) Committee of Parliament on Official Language

During the year 2020-21, the Committee of Parliament on Official Language inspected organizations under Department of Commerce wherein Joint Secretary (Official Language In-charge) and Joint Director (Official Language) participated. The assurances given during these meetings were communicated to the organizations concerned for their early fulfilment.

##### (C) Rajbhasha Incentive

###### (i) Hindi Fortnight

Hindi Fortnight was organized in the Department during 1<sup>st</sup> -14<sup>th</sup> September 2020. During this fortnight 7 competitions viz. Rajbhasha knowledge and Hindi Anuvaad, Eassy writing, Noting and Drafting, Typing, Recitation, Dictation and Extempore speech in Hindi were organized. The prize money was 5000/- (first), 3000/- (second), 2000/- (third) and 1000/- (Consolation). The Officials of the Department participated enthusiastically in these competitions and were awarded.

## (ii) Annual Special Incentive Scheme

To encourage the officials of the Department to do optimum official work in Hindi, an “Annual Special Incentive scheme” has been initiated under which a cash prize of Rs.5,000/- (first) 4000/- (Second) and 3000/- (third) each will be awarded. Under this scheme, a provision has been made to provide a total number of 60 prizes (for Hindi and non-Hindi speaking officials). During the year 2020-21, in order to incentivize the officials of the Department under this scheme, action is being taken.

## (iii) Organisation of Hindi workshops

To encourage the use of Hindi by officials of the Department in their official work, workshops are organized. A Hindi workshop was organized on 21.10.2020.

## (iv) Organisation of OLIC meeting

To review the progress of Hindi in official work in Department of Commerce, meetings of Official Language Implementation Committee are organised in every quarter. During the year 2020-21, meetings of Official Language Implementation Committee were organised on 23.06.2020 and 21.10.2020.

## (v) Rajbhasha Shield Yojna for Attached/Subordinate offices

This incentive scheme is being implemented in the Department for its attached/subordinate offices for many years. Under this scheme, shields/trophies are awarded to the offices for their performances in the field of official language. The performances of the offices are evaluated by a committee on the basis of the information provided in prescribed performa and relevant documents submitted by them.

## (D) Inspections

The progress made in promoting the use of Hindi in the organizations under the control of the Department is monitored and reviewed through their Quarterly Progress Reports and Inspections. To review the status of progressive use of Hindi in official work, inspections of offices of Department of Commerce were also carried out by the officials of Hindi Division.

Apart from this, to review the progressive use of Hindi and to extend necessary support, inspection was done in various Sections/Divisions of the Department.

## 6. E-GOVERNANCE

Project activities undertaken by NIC for Department of Commerce:

- ◆ **Department of Commerce Website:** A new responsive, bilingual website with user friendly presentation of the contents and enhanced look & feel has been designed and developed as per W3C Guidelines and the Guidelines for Indian Government Websites (GIGW). The Grievance Monitoring System for the Department of Commerce has also been integrated with this portal. Applicants can record their grievance online and track the status of their grievance online. A robust workflow based processing has also been developed for processing these grievances by the Department. The website and grievances monitoring system has been hosted on NIC cloud.
- ◆ **Mobile application (android & iOS) for the Department of Commerce:** The mobile App for the Department of Commerce website and Grievance Management System have been developed and implemented for both Android and iOS platform.
- ◆ **Prime Minister (PM) Dashboard of Dashboard – Key Process Indicators (KPIs) Integration:** Integration of KPI is for Department of Commerce in PM Dashboard of Dashboards PRAYAS: KPIs for Department of Commerce has been integrated within PM Dashboard of Dashboards PRAYAS. Intuitive visualization has been developed on these KPI for the view of Hon’ble PM of India. Three KPIs have been integrated and 3 more are in the pipeline.
- ◆ **Dashboard for the Department of Commerce:** To monitor the various trade Statistics and other activities of the Department of Commerce, a dashboard has been created using Business Intelligence (BI) tools. The dashboard for public viewing has been placed at Department’s website while other version having the internal issues also, is available at Intranet portal for viewing by the officers in the Department. The dashboard is deployed at NIC Cloud environment. The URLs for the dashboard are <https://dashboard.commerce.gov.in> and <https://intradashboard.commerce.gov.in>

- ◆ **Trade Analytics Dashboard:** To monitor and present the country's trade details in better presentable form, a dashboard on country's merchandise trade is being developed with the help of Centre Excellence for Data Analytics (CEDA) of NIC. DGCI&S's monthly trade data based on 8-digit HS Code classification of commodities and principal commodities are to be used for providing trend analysis of country-wise and commodity-wise trade of the country. The dashboard is to be implemented at NIC Cloud environment.
- ◆ **System for Reporting by Indian Missions Abroad:** A web based system is under development for reporting by the Indian Commercial Missions abroad on country specific monthly, quarterly and annual data on trade in goods, services, alerts on standard/regulations/ trade defense measures, trade promotion activities conducted, investments, logistics etc. The User Acceptance Test (UAT) is being done by the various stakeholders and shall be released soon. The system is deployed at NIC Cloud environment.
- ◆ **Maintenance of Trade related databases/systems:** The trade related databases on country export and import are being maintained. It includes Export Import Data Bank (EIDB) system based on 8-digit HS code classification of Commodities and Foreign Trade of Principal Commodities and Countries (FTSPCC) system based on principal commodity classification providing country wise and principal commodity wise exports and imports of the country. The systems are being updated with latest data available from DGCI&S. The systems are accessible on Internet from Department of Commerce website.
- ◆ **Integration of Direct Benefit Transfer (DBT) Schemes of Department of Commerce with DBT Mission Portal:** The boards under Department of Commerce namely Tea Board, Coffee Board, Rubber Board, Spice Board, Tobacco Board are required to send DBT related data to DBT Mission. In order to facilitate the same electronically, a portal <http://dbt.commerce.gov.in> has been developed to capture the data from these agencies and transmit the same to DBT Mission through web services/Application Programme Interface (API). Currently NIC is helping all these Boards to directly transfer DBT related information from their system to DBT mission through web services/APIs.
- ◆ **Integration of Schemes of Department of Commerce with NGO Darpan portal of NITI Aayog:** Department of Commerce has identified the Market Access Initiative Scheme for integration with NGO Darpan portal. As required by the NGO Darpan portal, a web service has been developed to validate, if the registered user is an active entity in the NGO Database of NITI Aayog and to transmit the payment details of the NGO to NITI Aayog through a web service.
- ◆ **The Intranet Portal of Department of Commerce:** The Intranet Portal has various applications for the Department users.
  - Conference Rooms Booking System (CRBS) provides on-line booking of the conference rooms and equipments (Laptop, LCD projector and overhead projector) for the meetings and query on the availability of the room through Intranet Portal.
  - Electronic Requisition System for Stationery Items (ERSSI) facilitates the users in the Department in electronic submission of their requisition for stationery items and query on the status of their requests through Intranet Portal.
  - VIP Reference Monitoring System is implemented to monitor the timely processing and action taken on the VIP reference received in the Department through the Commerce Secretary Office.
  - System for Processing of Pre-Budget Proposal is implemented to consolidate process and monitor the pre-budget proposals received from different organizations/ agencies and trading communities through its Commodity/Territorial Divisions in the Department as an annual exercise.
  - Dissemination of OM/Orders/Notices/Circular in the Department has been created to maintain and disseminate the Office Memorandum/ Office Orders/ Notices / Circulars issued by the Sections/ Divisions in the Department from time to time.

- ◆ Access to World trade Atlas: The Department of Commerce (DoC) has an agreement with M/s IHS Global Limited, UK for providing access of trade database called World Trade Atlas of more than 80 countries in lieu of Indian Trade Data from DGCI&S. A secure access control mechanism has been devised to provide access for the Global Trade Atlas (GTA) on Connect to the authorized users only. User creation on GTA system and coordination between DGCI&S and IHS Global Limited for any issue/clarification related to transfer of trade data is being done by NIC.
- ◆ Coordination for NIC Cloud infrastructure allocation for
  - Spices Board
  - Rubber Board
  - Coffee Board
  - Export Councils of India
  - Special Export Processing Zones (SEZ)
  - Other Commerce Applications on Cloud
- ◆ **E-Office implementation in various autonomous bodies under DoC:** e-office application is being implemented in various autonomous bodies/institutions under DoC. The necessary consultancy/coordination for the same is being done by NIC-DoC
- ◆ **Network Upgradation at Udyog Bhawan:** The proposal for the Network upgradation at Udyog Bhawan has been prepared and is being executed by DPIIT for entire Udyog Bhawan
- ◆ **FMS Services:** team of NIC officers providing following Network Services over NICNET
  - Email services
  - Network Management
  - VC Services
  - Anti-Virus deployment
  - OS Patch Management
  - VPN Services
  - E-office Support
  - Sparrow Support
- ◆ **Support on central Projects:** Support on Central ICT Projects such as:
  - PFMS
  - CPGRAMS
  - RTI-MIS
  - PRAGATI
  - Bhavishya- Online Pension and Payment tracking System
  - LIMBS
  - Anubhav
  - E-Visitor
  - ACC vacancy Monitoring System



Home page of recently launched website of Department of Commerce

## 7. COMMERCIAL WINGS IN INDIAN MISSION/ POSTS ABROAD (TA/TC SECTION)

Commercial Wings are part of 105 Indian missions abroad for facilitating and promoting Indian Trade. They serve as an extension of the Department of Commerce (DoC) to coordinate, disseminate responses from the Government and report on the significant trade and economic developments in the mission country. The commercial representative in the commercial wings is the first contact in the mission for economic operators from the private and public sectors. Out of the 105 commercial wings, 2 Missions have a special commercial orientation - the Permanent Mission of India to the World Trade Organization, Geneva and the Department's Mission at Brussels.

The budget for the commercial wings is provided by the Department of Commerce. However, the administrative control over these posts is with the Ministry of External Affairs (MEA). Most of these posts are filled up by the MEA through Foreign Services Board process. In order to strengthen the Commercial Wings and increase their activities, budgetary allocation for these offices have been augmented from time to time. The budget provisions have been enhanced from Rs. 176.12 Crore in BE 2016-17 to Rs. 190.00 Crore in BE 2020-21.

The Commercial Wings of our Missions abroad focus on various tasks relating to India's trade with the concerned host country. It involves:

- ◆ Collection and transmission of trade, economic and investment information.
- ◆ Monitoring of economic, commercial and trade policy developments; monitoring of bilateral economic and commercial relations, both at the Government level as well as at the level of business communities of the two countries.
- ◆ Market research, surveys and critical analysis of ongoing trade.
- ◆ Trade and investment promotion including the handling of trade and investment enquiries, promotion of merchandise & services trade, promotion of investment & joint ventures and assistance in resolution of trade disputes.
- ◆ Analysis of emerging trends relating to multilateral and regional institutions with a focus on India's trade and investment etc.

The functioning of commercial representatives in all the Indian missions was reviewed recently by the Hon'ble Commerce and Industry Minister and the Hon'ble External Affairs Minister through video conferencing on 30.04.2020. All the missions who participated in the VC were given detailed instructions to work on matters related to country's trade interests. Pursuant to the directions given by the Hon'ble Ministers, following actions have been taken:

- ◆ A modified proforma to capture matters related to tourism, trade, technology, resolution of non-tariff barriers has been shared with missions for keeping track of action taken and providing regular feedback.
- ◆ Guidance notes for the missions, in consultation with the Ministry of Tourism and Department of Science and Technology, highlighting various actionable areas under tourism and technology have been prepared, which may be pursued by the CRs.
- ◆ All the missions are reporting on the important directions given during the meeting. The reports are being examined by the territorial divisions for suitable action.

Other initiatives towards streamlining the work to the Commercial wings include:

- ◆ Web based reporting: The Department of Commerce is in the process of stabilizing a portal to enable submissions on the revised proforma (capturing all the three aspects of trade, technology and tourism) online. The test portal is already operational and the missions have been conveyed the details for accessing it. The online dashboard is expected to markedly improve the reporting, data management and performance evaluation of the commercial wings.
- ◆ Reporting trade opportunities in real time: Missions have been advised to pro-actively focus their efforts in alerting Export Promotion Councils/Exporters to export opportunities in their respective countries on real time basis. Missions have been asked to post export opportunities especially those based on public tenders on the India Trade portal serviced by FIEO. Some of the missions have commendably supported these objectives through regular submissions.

**Attached Offices/ Subordinate Offices/ Autonomous Bodies/ Public Sector Undertakings/ Export Promotion Councils/Other Organizations under Department of Commerce****Attached Offices**

1. Directorate General of Foreign Trade, Udyog Bhawan, New Delhi - 110107.
2. Directorate General of Trade Remedies, Jeevan Tara Building, 4<sup>th</sup> Floor, 5, Parliament Street, New Delhi-110001. Ph.:011-23348653, 23348654

**Subordinate Offices**

1. Directorate General of Commercial Intelligence and Statistics, 565, Anandapur, Ward No. 108, Sector- 1, Plot No. 22, ECADP Kolkata - 700107 Phone: 913324434055(4 lines) Fax: +913324434051
2. Cochin Special Economic Zone, Administrative Building, Kakkanad, Kochi - 600030, Kerala.
3. Falta Special Economic Zone, IInd MSO Building, 4<sup>th</sup> Floor, R.No. 44, Nizam Palace Complex, 234/4, AIC Bose Road, Kolkata - 700020, West Bengal.
4. MEPZ Special Economic Zone, National Highway 45, Administrative Office Building, Tambaram, Chennai - 600045, Tamil Nadu.
5. Kandla Special Economic Zone, Gandhidham, Kutch-370230, Gujarat.
6. SEEPZ Special Economic Zone, Andheri (East), Mumbai - 400096, Maharashtra.
7. Visakhapatnam Special Economic Zone, Administrative Building, Duvvada, Visakhapatnam - 530046, Andhra Pradesh.
8. Noida Special Economic Zone, Noida Dabri Road, Phase-II, Noida - 201305, Distt. Gautam Budh Nagar, Uttar Pradesh.
9. Pay and Accounts Office (Commerce), Udyog Bhawan, New Delhi - 110107.
10. Pay and Accounts Office (Supply Division), 16-A, Akbar Road Hutments, New Delhi - 110011.

**Autonomous Bodies**

1. Coffee Board, 1, Dr. B.R. Ambedkar Veedhi, Bangalore - 560001, Karnataka.
2. Rubber Board, Sub-Jail Road, P.B. No.1122, Kottayam - 686002, Kerala.
3. Tea Board, 14, BTM Sarani, Brabourne Road, P.B. No.2172, Kolkata - 700001, West Bengal.
4. Tobacco Board, P.B.No. 322, Guntur - 522004, Andhra Pradesh.
5. Spices Board, Sugandha Bhawan, N.H. Bypass, PB-2277, Palarivattom P.O. Kochi - 682025, Kerala.
6. Marine Products Export Development Authority, MPEDA House, Panampilly Avenue, Kochi - 682036, Kerala.
7. Agricultural & Processed Food Products Export Development Authority, NCUI Building, Siri Institutional Area, August Kranti Marg, New Delhi - 110016.
8. Export Inspection Council of India, 3<sup>rd</sup> Floor, NDYMCA Cultural Centre Building, 1, Jai Singh Road, New Delhi-110001.
9. Indian Institute of Foreign Trade, B-21, Institutional Area, South of IIT, New Delhi - 110016.
10. Indian Institute of Packaging, B-2, MIDC Area, P.B.No. 9432, Andheri (East), Mumbai - 400096, Maharashtra.

**Public Sector Undertakings**

1. State Trading Corporation of India, Jawahar Vyapar Bhawan, Tolstoy Marg, New Delhi - 110001.

**Subsidiary of STC**

1. STCL Ltd., No. 7A, "STC Trade Centre", 3<sup>rd</sup> Floor, Nandini Layout, Bengaluru – 560096, Karnataka.
2. MMTC Ltd., Scope Complex, 7, Institutional Area, Lodhi Road, New Delhi - 110003.
3. PEC Ltd, "Hansalaya", 15, Barakhamba Road, New Delhi - 110001.
4. Export Credit Guarantee Corporation of India Ltd., 10<sup>th</sup> Floor, Express Towers, P.B. No. 373, Nariman Point, Mumbai - 400021, Maharashtra.
5. India Trade Promotion Organization, Pragati Maidan, Mathura Road, New Delhi – 110001.

**Special Purpose Vehicle**

1. Government e Marketplace SPV (GeM SPV), Jeevan Bharti Building, Connaught Place, New Delhi 110 001

**List of the EPCs under the Department of Commerce**

1. **Chemexcil**, Jhansi Castle (4<sup>th</sup> Floor), 7-Cooperage Road, Mumbai-400039, Maharashtra (Tel. 022-22021288, 2021330; Fax: 022-2026684).
2. **The Cashew Export Promotion Council of India**, Cashew Bhawan, Mundakkal West, Kollam – 691001, Kerala (Tel: 0474-2742704, Fax: 0484-2377973)
3. **CAPEXIL**, Vanijya Bhawan, International Trade Facilitation Centre, 1/1 Wood Street, 3<sup>rd</sup> Floor, Kolkata-700016, West Bengal (Tel. 033-22890524/25; Fax: 033-22891724).
4. **Council for Leather Exports**, No.1, CMDA Tower II, 3<sup>rd</sup> Floor, Gandhi Irwin Road, Egmore, Chennai-600008. Tamil Nadu (Tel. 044-28594367; Fax:044-28594363).
5. **EEPC India**, Vanijya Bhawan, International Trade Facilitation Centre, 1<sup>st</sup> Floor, 1/1 Wood Street, Kolkata-700016, West Bengal (Tel.033-22890651/52;Fax: 033- 22890654).
6. **Export Promotion Council for EOUs & SEZs (EPCES)**, 8-G, Hansalaya, 15, Barakhamba Road, New Delhi-110001 (Tel. 011-23329766-69; Fax: 011- 23329770).
7. **The Gem & Jewellery Export Promotion Council**, Office No. AW – 1010, Tower-A, G- Block, Bharat Diamond Bourse, Next to ICICI Bank, Bandra – Kuria Complex, Bandra (E), Mumbai 400051 (Tel: 022-23821801 /06, Fax: 022-23808752)
8. **The Plastics Export Promotion Council**, Crystal Tower, Gundivali Road No.3, Off Sir M.V. Road, Andheri East, Mumbai- 400069, Maharashtra (Tel. 022-26833951; Fax: 022- 26833953).
9. **The Sports Goods Export Promotion Council**, 1-E/6, Swami Ram Tirth Nagar, Jhandewalan Extension, New Delhi- 110055 (Tel. 011-23516183; Fax: 011-23632147).
10. **Shellac & Forest Products Export Promotion Council (SHEFEXIL)**, Vanijya Bhawan, International Trade Facilitation Centre, 2<sup>nd</sup> Floor, 1/1 Wood Street, Kolkata-700016, West Bengal (Tel. 033-22834417/697; Fax: 033-22834699).
11. **Pharmaceuticals Export Promotion Council of India (PHARMEXCIL)**, 101, Aditya Trade Centre, Ameerpet, Hyderabad - 500038, Andhra Pradesh (Tel. 23735462/66; Fax: 23735464).
12. **Services Export Promotion Council**, 6A/6, 3<sup>rd</sup> Floor, NCHF Building, Siri Fort Institutional Area, August Kranti Marg, New Delhi – 110049 (Tel. 41046327-29/ 41734632).
13. **Project Export Promotion Council of India**, 411, Surya Kiran Building (4<sup>th</sup> Floor), 19, Kasturba Gandhi Marg, New Delhi - 110001 (Tel. 91-11-41514673, 41563287).

14. **Indian Oilseeds and Produce Export Promotion Council**, 78-79 Bajaj Bhawan, Nariman Point, Mumbai-400021, Maharashtra (Tel. 022-22023225; Fax: 022-22029236).

#### **Other Organizations**

1. Federation of Indian Export Organizations, Niryat Bhawan, Rao Tula Ram Marg, Opp. Army Hospital (Research & Referral), New Delhi-110057.
2. Indian Diamond Institute, Katargam, GIDC, Sumul Dairy Road, P.B. No. 508, Surat-395008, Gujarat.
3. Footwear Design & Development Institute, A-10/A, Sector-24, Noida – 201301, Gautam Budh Nagar, Uttar Pradesh.
4. National Centre for Trade Information, NCTI Complex, Pragati Maidan, New Delhi - 110001.
5. Price Stabilisation Fund Trust, Room No.2003. 20th Floor, Jawahar Vyapar Bhawan, Tolstoy Marg, Connaught Place. New Delhi - 110001.
6. India Brand Equity Foundation, 20<sup>th</sup> Floor, Jawahar Vyapar Bhawan, Tolstoy Marg, New Delhi-110001



**Statement showing total number of Government employees and the number of SCs/ STs/ OBCs/EWSs as on 31.10.2020  
in Department of Commerce and its associate organizations**

Name of organisation	Group	Total no. of Em- ployees (as on 31.10.20)	Total no. of can- didates recruited dur- ing the period Jan-Oct 2020	No. of SC Emp	No. of SC category candidate recruited during the period Jan-Oct 2020	No. of ST Emp.	No. of ST category candidate recruited during the period Jan-Oct 2020	No. of OBC Emp.	No. of OBC category candidate recruited during the period Jan-Oct 2020	No. of EWS Emp.	No. of EWS category candidate recruited during the period Jan-Oct 2020	No. of vacancies reserved for SC, ST, OBC & EWS which re- mained un- filled as on 31.10.2020	Remarks
1	2	3	4	5	6	7	8	9	10	11	12	13	14
DoC (Proper)	Group A	145	0	18	0	3	0	10	0	0	0	0	Recruitment of Group A officers, post of CSSS, CSCS, CSS Cadre, DoPT is Cadre Controlling Authority. For Ex. Cadre (JTO & STO), is done by Rajbhasha Vibhag. Department implements promotion/ posting/ transfer orders issued by Cadre Controlling Authorities. Therefore, the information is 'Nil'
	Group B	195	0	24	0	7	0	22	0	0	0	0	
	Group C (excluding Safai Karm- chhari)	153	0	39	0	12	0	32	0	0	0	0	
	Group C (Safai Karmchhari)	0	0	0	0	0	0	0	0	0	0	0	
Supply Division	Group A	81	0	12	0	8	0	6	0	0	0	0	
	Group B	67	0	16	0	5	0	9	0	0	0	0	
	Group C (ex- cluding Safai Karmchhari)	38	0	16	0	2	0	3	0	0	0	0	
	Group C (Safai Karmchhari)		0	0	0	0	0	0	0	0	0	0	

Name of organisation	Group	Total no. of Employees (as on 31.10.20)	Total no. of candidates recruited during the period Jan-Oct 2020	No. of SC Emp	No. of SC category candidate recruited during the period Jan-Oct 2020	No. of ST Emp.	No. of ST category candidate recruited during the period Jan-Oct 2020	No. of OBC Emp.	No. of OBC category candidate recruited during the period Jan-Oct 2020	No. of EWS Emp.	No. of EWS category candidate recruited during the period Jan-Oct 2020	No. of vacancies reserved for SC, ST, OBC & EWS which remained unfilled as on 31.10.2020	Remarks
1	2	3	4	5	6	7	8	9	10	11	12	13	14
Government e-Marketplace (GeM)	Group A	72	35	0	0	0	0	0	0	0	0	NA	Out of the total 72 employees as on 31.10.2020, the number of Government employees on deputation is 21, out of which 17 are Group A and 4 are Group-B.
	Group B	4	0	0	0	0	0	0	0	0	0	NA	The remaining 55 employees are of PMU and SPV Market.
	Group C (excluding Safai Karmchhari)	0	0	0	0	0	0	0	0	0	0	NA	The number of Government employees recruited during January-October 2020 is 1 and the number of PMU and SPV Market is 34
	Group C (Safai Karmchhari)	0	0	0	0	0	0	0	0	0	0	NA	
<b>SUB TOTAL (A)</b>		<b>755</b>	<b>35</b>	<b>125</b>	<b>0</b>	<b>37</b>	<b>0</b>	<b>82</b>	<b>0</b>	<b>0</b>	<b>0</b>	<b>19</b>	
<b>Attached Offices under Department of Commerce</b>													
Directorate General of Foreign Trade (DGFT)	Group A	113	2	15	0	9	0	16	0	1	1	SC-02, OBC-04, ST-01, EWS-01	A ban was imposed by the Committee of Secretaries on direct recruitment of Group C&D posts in DGFT.

Name of organisation	Group	Total no. of Employees (as on 31.10.20)	Total no. of candidates recruited during the period Jan-Oct 2020	No. of SC Emp	No. of SC category candidate recruited during the period Jan-Oct 2020	No. of ST Emp.	No. of ST category candidate recruited during the period Jan-Oct 2020	No. of OBC Emp.	No. of OBC category candidate recruited during the period Jan-Oct 2020	No. of EWS Emp.	No. of EWS category candidate recruited during the period Jan-Oct 2020	No. of vacancies reserved for SC, ST, OBC & EWS which remained unfilled as on 31.10.2020	Remarks
<b>1</b>	<b>2</b>	<b>3</b>	<b>4</b>	<b>5</b>	<b>6</b>	<b>7</b>	<b>8</b>	<b>9</b>	<b>10</b>	<b>11</b>	<b>12</b>	<b>13</b>	<b>14</b>
	Group B(Gazt.)	80	0	22	8	0	0	0	0	0	0	0	The ban is still in force. Therefore, no recruitment has been made
	Group B(NG)	157	0	25	0	11	0	5	0	0	0	SC-19,ST-08	
	Group C	441	11	86	4	15	0	18	2	0	0	SC-72,ST-34,OBC-57,EWS-10	
	Group D (excluding Safai Karmchari)	130	0	31	0	11	0	12	0	0	0	SC-15,ST-2	
	Group D (Safai Karmchari)	3	0	3	0	0	0	0	0	0	0	SC-4,ST-1	
	<b>SUB TOTAL (B)</b>	<b>924</b>	<b>13</b>	<b>182</b>	<b>12</b>	<b>46</b>	<b>0</b>	<b>51</b>	<b>2</b>	<b>1</b>	<b>1</b>	<b>230</b>	
<b>Subordinate offices under Department of Commerce</b>													
Directorate General of Commercial Intelligence and Statistics (DGC&S), Kolkata	Group A	20	0	5	0	0	0	4	0	0	0	Controlled by Cadre Controlling Authority	
	Group B	146	0	37	0	15	0	4	0	0	0	6(six) SC and 5(five) ST posts remain vacant for not fulfilling qualifying Service as per Recruitment Rules.	

Name of organisation	Group	Total no. of Em- ployees (as on 31.10.20)	Total no. of can- didates recruited during the period Jan-Oct 2020	No. of SC Emp	No. of SC category candidate recruited during the period Jan-Oct 2020	No. of ST Emp.	No. of ST category candidate recruited during the period Jan-Oct 2020	No. of OBC Emp.	No. of OBC category candidate recruited during the period Jan-Oct 2020	No. of EWS Emp.	No. of EWS category candidate recruited during the period Jan-Oct 2020	No. of vacancies reserved for SC, ST, OBC & EWS which re- mained un- filled as on 31.10.2020	Remarks
1	2	3	4	5	6	7	8	9	10	11	12	13	14
	Group C(excluding Safai Karm- chari)	91	2	12	0	8	0	34	0	0	0	Data Processing Assistant (SC-16, ST-4, OBC-4, EWS-12) posts and For Lower Div. Clerk (SC-2, ST-1, OBC-3 and 1 EWS post) MTS (SC-1,ST-1, OBC-7 and EWS-3)	
	Group C (Safai Karmchari)	0	0	0	0	0	0	0	0	0	0		
MPEZ Chennai	Group A	4	2	1	1	0	0	0	0	0	0	0	
	Group B	73	10	11	0	0	0	2	1	0	0	0	
	Group C(excluding Safai Karm- chari)	22	0	13	0	1	0	1	0	0	0	1*	*To fill one vacancy of Steno Gr. III in SC category, request sent to SSC through Ministry for a candidate
	Group C (Safai Karmchari)	0	0	0	0	0	0	0	0	0	0	0	

Name of organisation	Group	Total no. of Employees (as on 31.10.20)	Total no. of candidates recruited during the period Jan-Oct 2020	No. of SC Emp	No. of SC category candidate recruited during the period Jan-Oct 2020	No. of ST Emp.	No. of ST category candidate recruited during the period Jan-Oct 2020	No. of OBC Emp.	No. of OBC category candidate recruited during the period Jan-Oct 2020	No. of EWS Emp.	No. of EWS category candidate recruited during the period Jan-Oct 2020	No. of vacancies reserved for SC, ST, OBC & EWS which remained unfilled as on 31.10.2020	Remarks
1	2	3	4	5	6	7	8	9	10	11	12	13	14
Kandla SEZ, Kandla	Group A	3	0	2	0	0	0	0	0	0	0	0	
	Group B	20	0	4	0	2	0	5	0	0	0	0	
	Group C	18	0	0	0	0	0	2	0	0	0	2(SC) 1UDC, 1 LDC	
	Group D (excluding Safai Karmchari)	25	0	6	0	4	0	9	0	0	0	0	
Vishakhapatnam SEZ	Group D (Safai Karmchari)	2	0	2	0	0	0	0	0	0	0	0	
	Group A	3	0	0	0	0	0	0	0	0	0	*NA	<b>Column 4 of Group B</b> 5 candidates have joined in VSEZ during the period Jan-Oct-2020; 2 candidates through Promotion and 3 candidate through Deputation. * The number of posts are less than 14, in each cadre in Office of the Development Commissioner,
	Group B	14	0	1	0	1	0	1	0	0	0	*NA	
	Group C (excluding Safai Karmchari)	12	0	4	0	1	0	5	0	0	0	*NA	
	Group C (Safai Karmchari)	0	0	0	0	0	0	0	0	0	0	0	

Name of organisation	Group	Total no. of Em- ployees (as on 31.10.20)	Total no. of can- didates recruited during the period Jan-Oct 2020	No. of SC Emp	No. of SC category candidate recruited during the period Jan-Oct 2020	No. of ST Emp.	No. of ST category candidate recruited during the period Jan-Oct 2020	No. of OBC Emp.	No. of OBC category candidate recruited during the period Jan-Oct 2020	No. of EWS Emp.	No. of EWS category candidate recruited during the period Jan-Oct 2020	No. of vacancies reserved for SC, ST, OBC & EWS which re- mained un- filled as on 31.10.2020	Remarks
1	2	3	4	5	6	7	8	9	10	11	12	13	14
Falta SEZ, Kolkata	Group A	5	0	2	0	0	0	1	0	0	0	0	VSEZ Vi- sakhapatnam. As such, reservation is provided as per L-shaped rosters pre- scribed vide Dop&T OM No. 36012/2/ 96/- Estt (Res) dt. 02.07.1997
	Group B	22	0	2	0	1	0	0	0	0	0	0	
	Group C (ex- cluding Safai Karmchhari)	8	0	4	0	0	0	1	0	0	0	0	
	Group C (Safai Karmchhari)	0	0	0	0	0	0	0	0	0	0	0	
Indore SEZ	Group A	1	0	0	0	0	0	0	0	0	0	0	<b>Column No. 4 &amp; 6 (Gr. B)</b> All candidates are appointed on deputation basis as there is no di- rect recruitment.
	Group B	14	1	3	1	3	0	1	0	0	0	0	
	Group C (ex- cluding Safai Karmchhari)	0	0	0	0	0	0	0	0	0	0	0	
Noida SEZ	Group C (Safai Karmchhari)	0	0	0	0	0	0	0	0	0	0	0	
	Group A*	6	0	0	0	0	0	0	0	0	0	0	*All deputation posts
	Group B**	23	0	1	0	1	0	1	0	0	0	0	**20 deputation posts
	Group C(excluding Safai Karm- chhari)	34	0	8	0	3	0	14	0	0	0	0	
	Group C (Safai Karmchhari)	0	0	0	0	0	0	0	0	0	0	0	

Name of organisation	Group	Total no. of Em- ployees (as on 31.10.20)	Total no. of can- didates recruited during the period Jan-Oct 2020	No. of SC Emp	No. of SC category candidate recruited during the period Jan-Oct 2020	No. of ST Emp.	No. of ST category candidate recruited during the period Jan-Oct 2020	No. of OBC Emp.	No. of OBC category candidate recruited during the period Jan-Oct 2020	No. of EWS Emp.	No. of EWS category candidate recruited during the period Jan-Oct 2020	No. of vacancies reserved for SC, ST, OBC & EWS which re- mained un- filled as on 31.10.2020	Remarks
<b>1</b>	<b>2</b>	<b>3</b>	<b>4</b>	<b>5</b>	<b>6</b>	<b>7</b>	<b>8</b>	<b>9</b>	<b>10</b>	<b>11</b>	<b>12</b>	<b>13</b>	<b>14</b>
Cochin SEZ	Group A	3	0	1	0	0	0	0	0	0	0	0	
	Group B	26	0	4	0	2	0	3	0	0	0	0	
	Group C	20	0	2	0	1	0	11	0	0	0	0	
	Group D (ex- cluding Safai Karmchari)	0	0	0	0	0	0	0	0	0	0	0	
	Group D (Safai Karmchari)	0	0	0	0	0	0	0	0	0	0	0	
SEEPZ SEZ	Group A	6	4	3	0	0	0	0	0	0	0	0	
	Group B	46	10	5	2	2	1	2	1	0	0	0	
	Group C (ex- cluding Safai Karmchari)	43	0	9	0	2	0	15	0	0	0	OBC-5,SC-3, ST-2, EWS-1	
	Group C (Safai Karmchari)	0	0	0	0	0	0	0	0	0	0	0	
<b>SUB TOTAL (C)</b>		<b>710</b>	<b>29</b>	<b>142</b>	<b>4</b>	<b>47</b>	<b>1</b>	<b>116</b>	<b>2</b>	<b>0</b>	<b>0</b>	<b>80</b>	
<b>Autonomous Bodies and Commodity Boards under Department of Commerce</b>													
Spices Board, Cochin	Group A	85	0	11	0	7	0	20	0	0	0	2 (SC) and 1 (OBC) to be filled by Direct Recruitment EWS*	*No appoint- ments after 22.02.2017 have been made as per the order re- ceived from the moc vide letter No. Fho.5/2015- Plan (Coord) dated 22.02.2017 except one.

Name of organisation	Group	Total no. of Employees (as on 31.10.20)	Total no. of candidates recruited during the period Jan-Oct 2020	No. of SC Emp	No. of SC category candidate recruited during the period Jan-Oct 2020	No. of ST Emp.	No. of ST category candidate recruited during the period Jan-Oct 2020	No. of OBC Emp.	No. of OBC category candidate recruited during the period Jan-Oct 2020	No. of EWS Emp.	No. of EWS category candidate recruited during the period Jan-Oct 2020	No. of vacancies reserved for SC, ST, OBC & EWS which remained unfilled as on 31.10.2020	Remarks
1	2	3	4	5	6	7	8	9	10	11	12	13	14
	Group B	106	0	15	0	16	0	27	0	0	0	5 (SC) to be filled by Direct recruitment promotion/promotion. 2 OBC to be filled up by Direct recruitment EWS*	
	Group C (excluding Safai Karmchhari)	115	0	17	0	10	0	45	0	0	0	6 (SC) and 1 (ST) to be filled by Direct Recruitment promotion/promotion. EWS*	
	Group C (Safai Karmchhari)	0	0	0	0	0	0	0	0	0	0	0	
Rubber Board, Kottayam	Group A	155	0	21	0	12	0	23	0	0	0	*	*Vide Ministry's Letter F No. 5/1004/2015-Plant (Coord) dated 22.02.2017, the Board was instructed not to fill up any vacancies (promotion or appointment) without prior approval of the Ministry due to restructuring. Moreover, Ministry vide letter
	Group B	516	0	69	0	38	0	82	0	0	0	*	

Name of organisation	Group	Total no. of employees (as on 31.10.20)	Total no. of candidates recruited during the period Jan-Oct 2020	No. of SC Emp	No. of SC category candidate recruited during the period Jan-Oct 2020	No. of ST Emp.	No. of ST category candidate recruited during the period Jan-Oct 2020	No. of OBC Emp.	No. of OBC category candidate recruited during the period Jan-Oct 2020	No. of EWS Emp.	No. of EWS category candidate recruited during the period Jan-Oct 2020	No. of vacancies reserved for SC, ST, OBC & EWS which remained unfilled as on 31.10.2020	Remarks
1	2	3	4	5	6	7	8	9	10	11	12	13	14
	Group C(excluding Safai Karmchari)	524	0	73	0	51	0	172	0	0	0	*	F. No. 6/9/2017-Plant-C dated 11.11.2019 had reduced the sanctioned staff strength from 1649 to 905 as part of rationalization and restructuring of Rubber Board. As on 31.10.2020 there were 1196 employees against the sanctioned strength of 905. Hence, Board is now under the process of reducing the excess staff strength to 905.
	Group C (Safai Karmchari)	0	0	0	0	0	0	0	0	0	0	*	
	Group D	1	0	1	0	0	0	0	0	0	0	*	
Tea Board, Kolkata	Group A	63	0	9	0	4	0	17	0	0	0	1	
	Group B	119	0	20	0	5	0	31	0	0	0	4	
	Group C(excluding Safai Karmchari)	226	0	40	0	14	0	21	0	0	0	3	
	Group C (Safai Karmchari)	0	0	0	0	0	0	0	0	0	0	0	

Name of organisation	Group	Total no. of Em- ployees (as on 31.10.20)	Total no. of can- didates recruited dur- ing the period Jan-Oct 2020	No. of SC Emp	No. of SC category candidate recruited during the period Jan-Oct 2020	No. of ST Emp.	No. of ST category candidate recruited during the period Jan-Oct 2020	No. of OBC Emp.	No. of OBC category candidate recruited during the period Jan-Oct 2020	No. of EWS Emp.	No. of EWS category candidate recruited during the period Jan-Oct 2020	No. of vacancies reserved for SC, ST, OBC & EWS which re- mained un- filled as on 31.10.2020	Remarks
1	2	3	4	5	6	7	8	9	10	11	12	13	14
Agriculture and Processed Food Products Export Development Authority (APEDA), New Delhi	Group A	22	0	3	0	1	0	1	0	0	0	2	As per restructuring approved by MoC&I, the posts of Group C will not be filled up and stand abolished once the restructuring is implemented.
	Group B	29	0	6	0	1	0	4	0	0	0	2	
	Group C	31	0	4	0	3	0	6	0	0	0	6	
	Group D(excluding Safai Karmchhari)	0	0	0	0	0	0	0	0	0	0	0	
Export Inspection Council of India (EIC), New Delhi	Group D (Safai Karmchhari)	0	0	0	0	0	0	0	0	0	0	0	Restructuring in Progress
	Group A	100	0	21	0	5	0	24	0	0	0		
	Group B	31	0	4	0	5	0	9	0	0	0		
	Group C (excluding Safai Karmchhari)	119	0	12	0	2	0	19	0	0	0		
COFFEE BOARD	Group C (Safai Karmchhari)	0	0	0	0	0	0	0	0	0	0		100
	Group A	63	0	6	0	5	0	20	0	0	0	9	
	Group B	103	0	19	0	9	0	20	0	0	0	29	
	Group C (excluding Safai Karmchhari)	430	0	75	0	26	0	58	0	0	0		
Marine Products Export Development Authority (MPEDA)	Group C (Safai Karmchhari)	0	0	0	0	0	0	0	0	0	0	0	The Organizational restructuring of MPEDA is under process
	Group A	57	1	13	0	9	0	19	1	0	0		

Name of organisation	Group	Total no. of Em- ployees (as on 31.10.20)	Total no. of can- didates recruited dur- ing the period Jan-Oct 2020	No. of SC Emp	No. of SC category candidate recruited during the period Jan-Oct 2020	No. of ST Emp.	No. of ST category candidate recruited during the period Jan-Oct 2020	No. of OBC Emp.	No. of OBC category candidate recruited during the period Jan-Oct 2020	No. of EWS Emp.	No. of EWS category candidate recruited during the period Jan-Oct 2020	No. of vacancies reserved for SC, ST, OBC & EWS which re- mained un- filled as on 31.10.2020	Remarks
<b>1</b>	<b>2</b>	<b>3</b>	<b>4</b>	<b>5</b>	<b>6</b>	<b>7</b>	<b>8</b>	<b>9</b>	<b>10</b>	<b>11</b>	<b>12</b>	<b>13</b>	<b>14</b>
	Group B	69	0	12	0	9	0	25	0	0	0	and on com- pletion of the process; these posts will be filled up	
	Group C	65	0	13	0	5	0	26	0	0	0		
	Former Group D (excluding Safai Karmchhari)	16	0	4	0	3	0	5	0	0	0		
	Group D (Safai Karmchhari)	0	0	0	0	0	0	0	0	0	0		
TOBACCO BOARD	Group A	80	0	16	0	9	0	17	0	0	0	0	
	Group B	95	0	14	0	7	0	30	0	3	0	0	
	Group C (ex- cluding Safai Karmchhari)	182	0	29	0	12	0	45	0	0	0	0	
	Group C (Safai Karmchhari)	37	0	6	0	2	0	17	0	0	0	0	
Indian Institute of Foreign Trade (IIFT) (Deemed to be University under De- partment of Com- merce	Group A	50	0	2	0	0	0	6	0	0	0	0	
	Group B	41	0	11	0	4	0	4	0	0	0	0	
	Group C (ex- cluding Safai Karmchhari)	17	0	2	0	0	0	3	0	0	0	0	
	Group C (Safai Karmchhari)	0	0	0	0	0	0	0	0	0	0	0	
IIFT Kolkata Campus	Group A	18	4	1	1	0	0	1	1	0	0	0	
	Group B	9	0	1	0	0	0	3	0	0	0	0	
	Group C (ex- cluding Safai Karmchhari)	0	0	0	0	0	0	0	0	0	0	0	
	Group C (Safai Karmchhari)	0	0	0	0	0	0	0	0	0	0	0	
<b>SUB TOTAL (D)</b>		<b>3574</b>	<b>5</b>	<b>551</b>	<b>1</b>	<b>274</b>	<b>0</b>	<b>802</b>	<b>2</b>	<b>3</b>	<b>0</b>	<b>173</b>	

Name of organisation	Group	Total no. of Em- ployees (as on 31.10.20)	Total no. of can- didates recruited dur- ing the period Jan-Oct 2020	No. of SC Emp	No. of SC category candidate recruited during the period Jan-Oct 2020	No. of ST Emp.	No. of ST category candidate recruited during the period Jan-Oct 2020	No. of OBC Emp.	No. of OBC category candidate recruited during the period Jan-Oct 2020	No. of EWS Emp.	No. of EWS category candidate recruited during the period Jan-Oct 2020	No. of vacancies reserved for SC, ST, OBC & EWS which re- mained un- filled as on 31.10.2020	Remarks
1	2	3	4	5	6	7	8	9	10	11	12	13	14
<b>Public Sector Undertakings under Department of Commerce</b>													
State Trading Corporation of India (STC), New Delhi	Group A	198	0	51	0	12	0	22	0	0	0	In STC, no recruitment has taken place in group A for last 3 years (approx)	
	Group B	52	0	12	0	6	0	2	0	0	0	In STC, no recruitment has taken place in group B & C since last 24 years (approx)	
	Group C(excluding Safai Karmchhari)	47	0	16	0	5	0	2	0	0	0		
Indian Trade Promotion Organisation (ITPO), New Delhi	Group A	110	13	23	2	3	1	15	2	0	0	*1(ST)	*One ST vacancy of DM (Fin) in Group A is unfilled
	Group B	43	0	12	0	3	0	1	0	0	0	0	
	Group C(excluding Safai Karmchhari)	361	3	70	0	8	0	30	0	0	0	0	
	Group C (Safai Karmchhari)	31	0	29	0	0	0	0	0	0	0	0	
Project and Equipment Corporation of India (PEC) Limited, New Delhi	Group A	39	0	11	0	3	0	8	0	0	0	4	<b>Column No. 3 (Group A)</b> 03 on deputa- tion outside have been excluded

Name of organisation	Group	Total no. of Em- ployees (as on 31.10.20)	Total no. of can- didates recruited during the period Jan-Oct 2020	No. of SC Emp	No. of SC category candidate recruited during the period Jan-Oct 2020	No. of ST Emp.	No. of ST category candidate recruited during the period Jan-Oct 2020	No. of OBC Emp.	No. of OBC category candidate recruited during the period Jan-Oct 2020	No. of EWS Emp.	No. of EWS category candidate recruited during the period Jan-Oct 2020	No. of vacancies reserved for SC, ST, OBC & EWS which re- mained un- filled as on 31.10.2020	Remarks
<b>1</b>	<b>2</b>	<b>3</b>	<b>4</b>	<b>5</b>	<b>6</b>	<b>7</b>	<b>8</b>	<b>9</b>	<b>10</b>	<b>11</b>	<b>12</b>	<b>13</b>	<b>14</b>
	Group B	2	0	1	0	0	0	1	0	0	0	0	
	Group C (ex- cluding Safai Karmchhari)	1	0	0	0	0	0	0	0	0	0	0	
	Group C (Safai Karmchhari)	0	0	0	0	0	0	0	0	0	0	0	
Export Credit Guarantee Corpora- tion of India (ECGC) Limited, Mumbai	Group A	243	0	42	0	17	0	49	0	0	0	NA	
	Group B	283	0	52	0	24	0	71	0	0	0	1 OBC back- log vacancy in Group B	
	Group C (ex- cluding Safai Karmchhari)	14	0	3	0	3	0	1	0	0	0	NA	
	Group C (Safai Karmchhari)	0	0	0	0	0	0	0	0	0	0	NA	
MMTC Limited	Group A	344	0	66	0	25	0	35	0	0	0	SC-5; ST-4; OBC-9 *	*Board of MMTC has taken a deci- sion to scrap all new recruitments, keeping in view its restructuring/ winding down, on the directions of administrative Ministry.
	Group B	233	0	49	0	36	0	6	0	0	0	0	
	Group C	72	0	15	0	4	0	18	0	0	0	0	
	Group D (ex- cluding Safai Karmchhari)	95	0	29	0	9	0	28	0	0	0	0	
	Group D (Safai Karmchhari)	0	0	0	0	0	0	0	0	0	0	0	
<b>SUB TOTAL (E)</b>		<b>2168</b>	<b>16</b>	<b>481</b>	<b>2</b>	<b>158</b>	<b>1</b>	<b>289</b>	<b>2</b>	<b>0</b>	<b>0</b>	<b>24</b>	
<b>GRAND TOTAL</b>		<b>8131</b>	<b>98</b>	<b>1481</b>	<b>19</b>	<b>562</b>	<b>2</b>	<b>1340</b>	<b>8</b>	<b>4</b>	<b>1</b>	<b>526</b>	

## Statement showing total number of PWDs in different categories as on 31.10.2020 in Department of Commerce (proper) and its associate organizations

Name of Organisation	Group	Total no. of Employees (as on 31 <sup>st</sup> October 2020)	Total no. of candidates recruited during the period Jan-Oct 2020	No. of PWD Employees category wise (as on 31.10.2020)						No. of PWD Employees (category wise) recruited during the period Jan-Oct 2020.					Total no. of vacancies reserved for PWDs, which remained unfilled (as on 31 <sup>st</sup> October 2020)	Remarks
				A	B	C	D	E	A	B	C	D	E			
1	2	3	4	5	6	7	8	9	10	11	12	13	14	15	16	
DoC (Proper)	Group A	145	0	0	0	0	0	0	0	0	0	0	0	0	0	Recruitment of Group A officers, post of CSSS, CSCS, CSS
	Group B	195	0	2	2	3	0	0	0	0	0	0	0	0	0	Cadre, DoPT is Cadre Controlling Authority. For Ex. Cadre (JTO & STO), is done by Rajhasha Vibhag. Department implements promotion/posting/transfer orders issued by Cadre Controlling Authorities. Therefore, the information is 'Nil'
	Group C (excluding Safai Karmchhari)	153	0	0	0	0	0	0	0	0	0	0	0	0	0	
	Group C (Safai Karmchhari)	0	0	0	0	0	0	0	0	0	0	0	0	0	0	
Supply Division	Group A	81	0	0	0	0	0	0	0	0	0	0	0	0	0	
	Group B	67	0	0	0	0	0	0	0	0	0	0	0	0	0	
	Group C (excluding Safai Karmchhari)	38	0	0	0	1	0	0	0	0	0	0	0	0	0	
Government Marketplace (GeM)	Group C (Safai Karmchhari)	0	0	0	0	0	0	0	0	0	0	0	0	0	0	
	Group A	72	34	0	0	0	0	0	0	0	0	0	0	0	0	Out of the total 72 employees as on 31.10.2020, the number of Government employees on deputation is 21, out of which 17 are Group A and 4 are Group-B. The remaining 55 employees are of PMU and SPV Market. The number of Government employees recruited during January-October 2020 is 1 and the number of PMU and SPV Market is 34
	Group B	4	0	0	0	0	0	0	0	0	0	0	0	0	0	
	Group C (excluding Safai Karmchhari)	0	0	0	0	0	0	0	0	0	0	0	0	0	0	
	Group C (Safai Karmchhari)	0	0	0	0	0	0	0	0	0	0	0	0	0	0	

Name of Organisation	Group	Total no. of Employees (as on 31 <sup>st</sup> October 2020)	Total no. of candidates recruited during the period Jan-Oct 2020	No. of PwD Employees category wise (as on 31.10.2020)					No. of PwD Employees (Category wise) recruited during the period Jan-Oct 2020.					Total no. of vacancies reserved for PwDs, which remained unfilled (as on 31 <sup>st</sup> October 2020)	Remarks
				A	B	C	D	E	A	B	C	D	E		
1	2	3	4	5	6	7	8	9	10	11	12	13	14	15	16
<b>SUB TOTAL (A)</b>				<b>2</b>	<b>4</b>	<b>2</b>	<b>4</b>	<b>0</b>	<b>0</b>	<b>0</b>	<b>0</b>	<b>0</b>	<b>0</b>	<b>4</b>	
<b>Attached offices under Department of Commerce</b>															
Directorate General of Foreign Trade (DGFT)	Group A	113	2	0	0	2	0	0	0	0	0	0	0	0	0
	Group B (Gazt.)	80	0	0	1	2	0	0	0	0	0	0	0	0	0
	Group B (NG)	157	0	1	2	0	0	0	0	0	0	0	0	0	0
	Group C	441	11	1	0	4	2	0	0	0	0	0	0	0	0
	Group D (excluding Safai Karmchari)	130	0	0	1	1	0	0	0	0	0	0	0	0	0
	Group D (Safai Karmchari)	3	0	0	0	0	0	0	0	0	0	0	0	0	0
<b>SUB TOTAL (B)</b>		<b>924</b>	<b>13</b>	<b>2</b>	<b>4</b>	<b>9</b>	<b>2</b>	<b>0</b>	<b>0</b>	<b>0</b>	<b>0</b>	<b>0</b>	<b>0</b>	<b>0</b>	
<b>Subordinate offices under Department of Commerce</b>															
Directorate General of Commercial Intelligence and Statistics (DGCI &S), Kolkata	Group A	20	0	0	0	0	0	0	0	0	0	0	0	0	Controlled by Cadre Controlling Authority

Name of Organisation	Group	Total no. of Employees (as on 31 <sup>st</sup> October 2020)	Total no. of candidates recruited during the period Jan-Oct 2020	No. of PWD Employees category wise (as on 31.10.2020)					No. of PWD Employees (category wise) recruited during the period Jan-Oct 2020.					Total no. of vacancies reserved for PWDs, which remained unfilled (as on 31 <sup>st</sup> October 2020)	Remarks
				A	B	C	D	E	A	B	C	D	E		
1	2	3	4	5	6	7	8	9	10	11	12	13	14	15	16
	Group B	146	0	0	0	4	0	0	0	0	0	0	0	0	All Group B posts are promotional posts and there is no provision of reservation for PWDs.
	Group C (excluding Safai Karmchhari)	91	2	0	0	1	0	0	0	0	0	0	0	0	3 PWD posts remain vacant for DPA post and 1 for LDC post. 1 PWD MTS post is vacant
	Group C (Safai Karmchhari)	0	0	0	0	0	0	0	0	0	0	0	0	0	
MPEZ, Chennai	Group A	4	2	0	0	0	0	0	0	0	0	0	0	0	
	Group B	73	10	0	0	0	0	0	0	0	0	0	0	0	
	Group C (excluding Safai Karmchhari)	22	0	0	0	0	0	0	0	0	0	0	0	0	
	Group C (Safai Karmchhari)	0	0	0	0	0	0	0	0	0	0	0	0	0	
Kandla SEZ, Kandla	Group A	3	0	0	0	0	0	0	0	0	0	0	0	0	
	Group B	20	0	0	0	0	0	0	0	0	0	0	0	0	
	Group C	18	0	0	0	0	0	0	0	0	0	0	0	0	
	Group D (excluding Safai Karmchhari)	25	0	0	0	0	0	0	0	0	0	0	0	0	
	Group D (Safai Karmchhari)	2	0	0	0	0	0	0	0	0	0	0	0	0	

Name of Organisation	Group	Total no. of Employees (as on 31 <sup>st</sup> October 2020)	Total no. of candidates recruited during the period Jan-Oct 2020	No. of PwD Employees category wise (as on 31.10.2020)					No. of PwD Employees (category wise) recruited during the period Jan-Oct 2020.					Total no. of vacancies reserved for PwDs, which remained unfilled (as on 31 <sup>st</sup> October 2020)	Remarks	
				A	B	C	D	E	A	B	C	D	E			
Vishakha pathnam SEZ	2	3	4	5	6	7	8	9	10	11	12	13	14	15	16	
	Group A	3	0	0	0	0	0	0	0	0	0	0	0	0		NA
	Group B	14	0	0	0	0	0	0	0	0	0	0	0	0		NA
Falta SEZ, Kolkata	Group C (excluding Safai Karmchari)	12	0	0	0	0	0	0	0	0	0	0	0	0	NA	
	Group C (Safai Karmchari)	0	0	0	0	0	0	0	0	0	0	0	0	0	0	
	Group A	5	0	0	0	0	0	0	0	0	0	0	0	0	0	
Indore SEZ	Group B	22	0	0	0	0	0	0	0	0	0	0	0	0	0	
	Group C (excluding Safai Karmchari)	8	0	0	0	1	0	0	0	0	0	0	0	0	0	
	Group C (Safai Karmchari)	0	0	0	0	0	0	0	0	0	0	0	0	0	0	
Noida SEZ	Group A	1	0	0	0	0	0	0	0	0	0	0	0	0	<b>Column No. 4 Group B</b> All candidates are appointed on deputation basis as there is no direct recruitment.	
	Group B	14	1	0	0	0	0	0	0	0	0	0	0	0		
	Group C (excluding Safai Karmchari)	0	0	0	0	0	0	0	0	0	0	0	0	0		
Noida SEZ	Group C (Safai Karmchari)	0	0	0	0	0	0	0	0	0	0	0	0	0	0	
	Group A	6	0	0	0	0	0	0	0	0	0	0	0	0	0	
	Group B	23	0	0	0	0	0	0	0	0	0	0	0	0	0	
Noida SEZ	Group C (excluding Safai Karmchari)	34	0	1	0	0	0	0	0	0	0	0	0	0	0	
	Group C (Safai Karmchari)	0	0	0	0	0	0	0	0	0	0	0	0	0	0	

Name of Organisation	Group	Total no. of Employees (as on 31 <sup>st</sup> October 2020)	Total no. of candidates recruited during the period Jan-Oct 2020	No. of PwD Employees category wise (as on 31.10.2020)					No. of PwD Employees (category wise) recruited during the period Jan-Oct 2020.					Total no. of vacancies reserved for PwDs, which remained unfilled (as on 31 <sup>st</sup> October 2020)	Remarks
				A	B	C	D	E	A	B	C	D	E		
1	2	3	4	5	6	7	8	9	10	11	12	13	14	15	16
Cochin SEZ	Group A	3	0	0	0	0	0	0	0	0	0	0	0	0	
	Group B	26	0	0	2	0	0	0	0	0	0	0	0	0	
	Group C	20	0	0	1	0	0	0	0	0	0	0	0	0	
	Group D (excluding Safai Karmchari)	0	0	0	0	0	0	0	0	0	0	0	0	0	
SEEPZ-SEZ	Group D (Safai Karmchari)	0	0	0	0	0	0	0	0	0	0	0	0	0	
	Group A	6	4	0	0	0	0	0	0	0	0	0	0	0	
	Group B	46	10	0	0	1	0	0	0	0	0	0	0	0	
	Group C (excluding Safai Karmchari)	43	0	0	0	0	0	0	0	0	0	0	0	1	1 POST OF LDC reserved for HH category
SUB TOTAL (C)	Group C (Safai Karmchari)	0	0	0	0	0	0	0	0	0	0	0	0	0	
		710	29	1	0	10	0	0	0	0	0	0	0	6	
<b>Autonomous Bodies and Commodity Boards under Department of Commerce</b>															
Spices Board, Cochin	Group A	85	0	0	0	0	0	0	0	0	0	0	0	0	
	Group B	106	0	1	0	3	0	0	0	0	0	0	0	0	
	Group C (excluding Safai Karmchari)	115	0	2	1	2	0	0	0	0	0	0	0	1	
	Group C (Safai Karmchari)	0	0	0	0	0	0	0	0	0	0	0	0	0	

Name of Organisation	Group	Total no. of Employees (as on 31 <sup>st</sup> October 2020)	Total no. of candidates recruited during the period Jan-Oct 2020	No. of PWD Employees category wise (as on 31.10.2020)					No. of PWD Employees (category wise) recruited during the period Jan-Oct 2020.					Total no. of vacancies reserved for PWDs, which remained unfilled (as on 31 <sup>st</sup> October 2020)	Remarks
				A	B	C	D	E	A	B	C	D	E		
1	2	3	4	5	6	7	8	9	10	11	12	13	14	15	16
Rubber Board, kottayam	Group A	155	0	0	0	0	0	0	0	0	0	0	0	0	Vide Ministries letter F NO. 5/1004/2015-Plant (Coord) dated 22.02.2017, the board was instructed not to fill up any vacancies (Promotion or appointment) without prior approval of the Ministry due to restructuring.
	Group B	516	0	2	3	6	0	0	0	0	0	0	0	0	
	Group C (excluding Safai Karmchhari)	524	0	2	1	8	0	0	0	0	0	0	0	0	
	Group C (Safai Karmchhari)	0	0	0	0	0	0	0	0	0	0	0	0	0	
Tea Board, Kolkata	Group D	1	0	0	0	0	0	0	0	0	0	0	0	0	
	Group A	63	0	0	0	0	0	0	0	0	0	0	0	0	
	Group B	119	0	0	0	0	0	0	0	0	0	0	0	0	
	Group C (excluding Safai Karmchhari)	226	0	0	0	4	0	0	0	0	0	0	0	0	
Agriculture and Processed Food Products Export Development Authority (APEDA), New Delhi	Group C (Safai Karmchhari)	0	0	0	0	0	0	0	0	0	0	0	0	0	As per restructuring approved by MoC&I, the posts of Group C will not be filled up and stand abolished once the restructuring is implemented.
	Group A	22	0	0	0	0	0	1	0	0	0	0	0	1	
	Group B	29	0	0	0	0	0	0	0	0	0	0	0	1	
	Group C	31	0	0	0	0	0	1	0	0	0	0	0	1	
Group D (excluding Safai Karmchhari)	Group D (excluding Safai Karmchhari)	0	0	0	0	0	0	0	0	0	0	0	0	0	
	Group D (Safai Karmchhari)	0	0	0	0	0	0	0	0	0	0	0	0	0	

Name of Organisation	Group	Total no. of Employees (as on 31 <sup>st</sup> October 2020)	Total no. of candidates recruited during the period Jan-Oct 2020	No. of PwD Employees category wise (as on 31.10.2020)					No. of PwD Employees (category wise) recruited during the period Jan-Oct 2020.					Total no. of vacancies reserved for PwDs, which remained unfilled (as on 31 <sup>st</sup> October 2020)	Remarks
				A	B	C	D	E	A	B	C	D	E		
1	2	3	4	5	6	7	8	9	10	11	12	13	14	15	16
Export Inspection Council of India (EIC), New Delhi	Group A	100	0	0	0	2	0	0	0	0	0	0	0	0	
	Group B	31	0	0	0	2	0	0	0	0	0	0	0	0	
	Group C	119	0	0	1	1	0	0	0	0	0	0	0	0	
	Group D (excluding Safai Karmchari)	0	0	0	0	0	0	0	0	0	0	0	0	0	
Marine Products Export Development Authority (MPEDA)	Group D (Safai Karmchari)	0	0	0	0	0	0	0	0	0	0	0	0	0	
	Group A	57	1	0	0	0	0	0	0	0	0	0	0	0	The Organizational restructuring of MPEDA is under process and on completion of the process; these posts will be filled up
	Group B	69	0	0	0	0	0	0	0	0	0	0	0		
	Group C	65	0	2	0	0	0	0	0	0	0	0	0		
Former Group D (excluding Safai Karmchari)	16	0	0	0	0	0	0	0	0	0	0	0			
Indian Institute of Foreign Trade (IIFT) (Deemed to be University under Department of Commerce)	Group D (Safai Karmchari)	0	0	0	0	0	0	0	0	0	0	0	0	0	
	Group A	50	0	0	0	1	0	0	0	0	0	0	0	0	
	Group B	41	0	0	0	0	0	0	0	0	0	0	0	0	
	Group C (excluding Safai Karmchari)	17	0	0	0	1	0	0	0	0	0	0	0	0	
	Group C (Safai Karmchari)	0	0	0	0	0	0	0	0	0	0	0	0	0	

Name of Organisation	Group	Total no. of Employees (as on 31 <sup>st</sup> October 2020)	Total no. of candidates recruited during the period Jan-Oct 2020	No. of PwD Employees category wise (as on 31.10.2020)					No. of PwD Employees (Category wise) recruited during the period Jan-Oct 2020.					Total no. of vacancies reserved for PwDs, which remained unfilled (as on 31 <sup>st</sup> October 2020)	Remarks
				A	B	C	D	E	A	B	C	D	E		
1	2	3	4	5	6	7	8	9	10	11	12	13	14	15	16
IIFT, Kolkata Campus	Group A	18	4	0	0	1	0	0	0	0	0	0	0	0	
	Group B	9	0	0	0	0	0	0	0	0	0	0	0	0	
	Group C (excluding Safai Karmchhari)	0	0	0	0	0	0	0	0	0	0	0	0	0	
COFFEE BOARD	Group C (Safai Karmchhari)	0	0	0	0	0	0	0	0	0	0	0	0	0	
	Group A	63	0	0	0	1	0	0	0	0	0	0	0	0	
	Group B	103	0	2	1	2	0	0	0	0	0	0	0	0	
	Group C (excluding Safai Karmchhari)	430	0	3	3	4	0	0	0	0	0	0	0	0	
	Group C (Safai Karmchhari)	0	0	0	0	0	0	0	0	0	0	0	0	0	Regarding one post in Group A i.e. Statistical Officer under PwD-HH, it is submitted that in response to first notification, 96 applications were received but only one applicant was eligible. However, he did not attend the interview.
	Group A	80	0	0	0	1	0	0	0	0	0	0	0	1**	
TO-BACCO BOARD	Group B	95	0	0	1	3	0	0	0	0	0	0	0	0	
	Group C (excluding Safai Karmchhari)	182	0	1	1	1	0	0	0	0	0	0	0	0	

Name of Organisation	Group	Total no. of Employees (as on 31 <sup>st</sup> October 2020)	Total no. of candidates recruited during the period Jan-Oct 2020	No. of PwD Employees category wise (as on 31.10.2020)					No. of PwD Employees (category wise) recruited during the period Jan-Oct 2020.					Total no. of vacancies reserved for PwDs, which remained unfilled (as on 31 <sup>st</sup> October 2020)	Remarks
				A	B	C	D	E	A	B	C	D	E		
1	2	3	4	5	6	7	8	9	10	11	12	13	14	15	16
	Group C (Safai Karmchhari)	37	0	1	0	3	0	0	0	0	0	0	0	0	
	<b>SUB TOTAL (D)</b>	<b>3574</b>	<b>5</b>	<b>16</b>	<b>12</b>	<b>46</b>	<b>0</b>	<b>2</b>	<b>0</b>	<b>0</b>	<b>0</b>	<b>0</b>	<b>0</b>	<b>5</b>	
<b>Public Sector Undertakings under Department of Commerce</b>															
State Trading Corporation of India (STC), New Delhi	Group A	198	0	0	0	6	0	0	0	0	0	0	0	0	In STC, no recruitment has taken place in Group A for last 3 years (approx)
	Group B	52	0	0	1	0	0	0	0	0	0	0	0	0	In STC, no recruitment has taken place in group B & C since last 24 years (approx)
	Group C	47	0	0	1	0	0	0	0	0	0	0	0	0	
Indian Trade Promotion Organisation (ITPO), New Delhi	Group D (excluding Safai Karmchhari)	0	0	0	0	0	0	0	0	0	0	0	0	0	In STC, no Group D exists
	Group D (Safai Karmchhari)	0	0	0	0	0	0	0	0	0	0	0	0	0	
	Group A	110	13	0	2	0	0	0	0	1	0	0	0	0	
	Group B	43	0	0	0	0	0	0	0	0	0	0	0	0	
	Group C (excluding Safai Karmchhari)	361	0	2	2	6	0	0	0	0	0	0	0	0	
	Group C (Safai Karmchhari)	31	0	0	0	1	0	0	0	0	0	0	0	0	

Name of Organisation	Group	Total no. of Employees (as on 31 <sup>st</sup> October 2020)	Total no. of candidates recruited during the period Jan-Oct 2020	No. of PwD Employees category wise (as on 31.10.2020)					No. of PwD Employees category wise recruited during the period Jan-Oct 2020.					Total no. of vacancies reserved for PwDs, which remained unfilled (as on 31 <sup>st</sup> October 2020)	Remarks
				A	B	C	D	E	A	B	C	D	E		
1	2	3	4	5	6	7	8	9	10	11	12	13	14	15	16
Project and Equipment Corporation of India (PEC) Limited, New Delhi	Group A	39	0	1	0	2	0	0	0	0	0	0	0	0	0
	Group B	2	0	0	0	0	0	0	0	0	0	0	0	0	0
	Group C (excluding Safai Karmchari)	1	0	0	0	0	0	0	0	0	0	0	0	0	0
	Group C (Safai Karmchari)	0	0	0	0	0	0	0	0	0	0	0	0	0	0
ECGC	Group A	243	0	3	1	5	0	0	0	0	0	0	0	0	NA
	Group B	283	0	2	2	1	0	0	0	0	0	0	0	0	NA
	Group C (excluding Safai Karmchari)	14	0	0	0	0	0	0	0	0	0	0	0	0	NA
MMTC	Group C (Safai Karmchari)	0	0	0	0	0	0	0	0	0	0	0	0	0	NA
	Group A	344	0	1	3	9	0	0	0	0	0	0	0	0	0
	Group B	233	0	1	0	2	0	0	0	0	0	0	0	0	0
Group C (excluding Safai Karmchari)	Group C	72	0	0	0	0	0	0	0	0	0	0	0	0	0
	Group C (excluding Safai Karmchari)	95	0	0	0	0	0	0	0	0	0	0	0	0	0
	Group C (Safai Karmchari)	0	0	0	0	0	0	0	0	0	0	0	0	0	0
<b>SUB TOTAL (E)</b>		<b>2168</b>	<b>13</b>	<b>10</b>	<b>10</b>	<b>34</b>	<b>0</b>	<b>0</b>	<b>0</b>	<b>1</b>	<b>0</b>	<b>0</b>	<b>0</b>	<b>0</b>	<b>0</b>
<b>GRAND TOTAL</b>		<b>8131</b>	<b>94</b>	<b>31</b>	<b>28</b>	<b>103</b>	<b>2</b>	<b>2</b>	<b>0</b>	<b>1</b>	<b>0</b>	<b>0</b>	<b>0</b>	<b>15</b>	

Status/Action taken on Audit observations appearing in various reports

S. No.	CAG Report/ Para No. & DAP No.	Gist of the Para	Status
<b>Customs Excise/issues- DGFT</b>			
1	6 of 2008 (Ch. IV)	Central Excise, service tax and customs	Final consolidated para consists for more than 40 sub paras – more than 100 ATNs. <b>ATNs bilingual compilation work is in progress for upload of the final ATNs.</b>
2	15 of 2009-10	Import of goods under Chapter -71	1. The details of para 4.10, involving 8 cases and 36 units. 2. CAG on 16.03.2020 and same were sent to DGEF for examination and furnishing of the ATN on 17.03.2020. DGEF vide email dated 27.07.2020 informed that detail is not complete. Hence, CAG again requested on 13.08.2020 to forward the complete details for settlement of the paras in said Report. Request also uploaded on APMS.
3	PA 8 of 2013 (Ch. 1)	Deemed Export Drawback Scheme	CAG has sought revised ATN in r/o FSEZ. Accordingly, FSEZ has submitted revised ATN 21.11.2020. Details examined and same is being uploaded on APMS.
4	12 of 2014 Para 2.4 to 2.19	Promotional measures (Focus Product Scheme)	CAG requested for copy of the shipping bills in r/o Ms/ Aurobindo Pharma vide their letter dated 05.10.2020 and Bills forwarded by RA Hyderabad uploaded on APMS on 22.10.2020.
5	8 of 2015 Para 8.5:10 (DAP TBA)	Audit of DGFT's EDI audit system	CAG commented that recovery done by RA Chennai need to be reconciled. RA Chennai requested to clarify the matter on 21.10.2020. Last reminder sent on 12.11.2020.
6	1 of 2017 Para 4.1.1 to 4.1.5 (DAP 105)	Utilization of duty credit by re-registering the scrips (licenses) with different dates	CAG has been informed that the issue in the para relates to Customs, DoR. <b>The investigation details forwarded by DBK Div. of DoR is being shared with CAG for n.a.</b>
7	17 of 2019 5.1 to 5.2 DAP-95	Schemes of Foreign Trade Policy : Persistent Irregularity regarding non-fulfilment of export obligation	CAG vide their comments dated 12.11.2020 uploaded on APMS has sought status of various cases. The matter is being taken up with concerned RAs and will be submitted to CAG on receipt of the same.

S. No.	CAG Report/ Para No. & DAP No.	Gist of the Para	Status
8	17 of 2019 5.4 (out of 32 DAPs)	Non-compliance to provisions of Other Export Promotion Scheme (On Portal this has been counted as separate paras instead of sub Paras)	1 DAPs ATNs awaited - 57 7 DAPS - Details of recovery and duty saved sought by CAG -DAP- 4, 14, 15, 44,71,81, 84. 1 DAP -7 <b>ATN sent to CAG</b> for settlement of the CAG Para. 1 DAP -13 vetted by the CAG. <b>Concerned RAs reminded regularly.</b> Last reminder sent on 24 & 25 November,2020. 22 Sub para have been settled in 2020.
9	17 of 2019 5.4.2 DAP 53	Incentive and Reward Schemes (IEIS) :Lack of provision to recover benefits given under on re-import of exported goods	CAG sought the recovery status of the inadmissible duty credit cases. <b>RA Chennai has been requested to furnish the detail sought by CAG on 31.08.2020 for settlement of para. Reminders on 20.10.2020 and 13.11.2020.</b>
10	17 of 2019 5.4.4 DAP 27	Served from India Scheme (SFIS):Grant of excess credit due to non-deduction of tax involved	RA Cochin intimated on 03.08.2020 that principal amount recovered and interest is yet to be recovered.
11	17 of 2019 5.4.5.2 DAP 56	Non/short imposition of late cut	RA Jaipur intimated vide email that recovery done in one case out of two cases. Adjudication order issued on 23.09.2020. Reply sent to CAG for final settlement of para on 20.11.2020.
12	CA 17 of 2019 Chapter -6 6.1 to 6.3 DAP-96	Non- Compliance to Provisions of Various Export Promotion Schemes of Foreign Trade Policy :Persistent Irregularity regarding non-fulfilment of export obligation	CAG cleared 3 ATN for para 6.2.1, 6.2.2 and 6.2.4 and have sought clarification in one case para 6.2.3. vide their APMS comments dated 23.11.2020, accordingly, EPS, SEZ Divisions requested for replying to audit observation on 25.11.2020.
13	5 of 2020 Chapter-3 Entire Report	Performance Audit on Merchandise Exports from India Scheme (MEIS) and Service Exports from India Scheme (SEIS)	Report sent to concerned division for furnishing the parawise reply for submission of ATN.

**Customs & Excise/ Issues to EOU/SEZ's**

S.No	CAG Report/ Para No.	List of the Para	Status
1	8 OF 2013	Reimbursement of CST.	Reply has been forwarded to office of the Comptroller & Auditor General of India vide communication dated 14.6.2019 w.r.t. pending para 2.34 & 2.35 of CAG Report No.8 of 2013. CAG vide OM dated 11.7.2019, has furnished no comments.
2	21 OF 2014	Special Economic Zones (SEZs).	<p>i. Revised comments of CAG dated 30.11.2018 received on 04.12.2018. CAG has accepted comments of DoC on 74 paras out of 82 paras.</p> <p>ii. CAG desired revised comments on 2 paras pertaining to CBIC and 6 paras pertaining to DoC.</p> <p>iii. Further, CAG have requested for final outcome in 5 paras.</p> <p>iv. DoC's 4<sup>th</sup> revised comments uploaded on APMS Portal dated 01.10.2019.</p> <p>v. Vide letter dated 07.01.2020 comments w.r.t. remaining paras i.e. 3.9, 4.4, 6.3(13) &amp; 6.3(14) has been forwarded to CAG and reminder has also been sent to FSEZ, KASEZ, VSEZ dated 07.01.2020.</p> <p>vi. Audit offered revised comments on the APMS Portal on 06.01.2020. We have sought comments on the same from all the DCs and DoR vide letter dated 27.01.2020 and subsequently, reminders dated 25.02.2020 &amp; 17.03.2020. Reply has been received.</p> <p>vii. Accordingly, DoC's 5<sup>th</sup> revised comments uploaded on APMS Portal dated 23.06.2020.</p> <p>viii. Audit offered 5<sup>th</sup> revised comments on APMS portal and same is under examination.</p>

**Status of CAG Paras pertaining to EIC/APEDA/MPEDA/FDDI**

S.No	CAG Report No.	Subject	Status
1	Para No.2.2 of Report No.18 of 2015	Avoidable expenditure due to non-collection of service tax. Export Inspection Council of India (EIC).	The matter is sub-judice. ATN vetted by audit on 8.11.19. Final ATN sent to COPU on 18.11.2019.
2	Para No.4.1, Report No. 4 of 2018 (Chapter-IV)	Loss due to not securing its financial interests by APEDA.	Final ATN sent to monitoring cell on 15.07.2020
3.	<b>10 of 2020</b> Chapter- II (Para 2.2)	Unfruitful expenditure in mangrove crab project	ATNs is being uploaded.
4.	<b>10 of 2020</b> Chapter- 2 (Para 2.1)	Non-compliance of guidelines of Central Vigilance Commission and Central Public Works Department and corrective action taken thereon at the instance of Audit	ATNs is being uploaded.

## List of Outstanding C&amp;AG (Commercial) paragraphs – FT(ST) Section – STC Limited/MMTC

S. No.	Para No. & Report	Gist of the Para	Status of the para
1	4.3.1 (9 of 2010)	Failure to devise internal controls in entering & executing contracts with business associates pertaining to STC Ltd.	Para is pending as the matter is Sub-Judice
2	4.1 (CA 3 of 2011-12)	Iron Ore Business Segment:-STC Ltd.	Para is pending as the matter is Sub-Judice
3	4.1 (8 of 2012)-13(New Addition)	Irregularities in release of funds to a business associate.	Para is pending as the matter is Sub-Judice
4	4.1 (11 of 2018)  The Report was laid on 07.08.2018.	Loss due to non-adherence to the directions of functional management Committee of Directors.  MMTC imported 43390 MTs of Manganese Ore (May 2014) from M/s UMK, South Africa, without adhering to the directions of Functional Management Committee of Director (FMCoD) of MMTC (Sept.2013), to enter into memorandum of understanding (MoU) with the buyers prior to placement of indent on the foreign supplier. Since MMTC did not get committed buyers it could not sell substantial portion of the ore for 14 months and subsequently, sold it at almost half of the purchase price of the material. Thus MMTC sustained net loss of Rs. 6.60 Crore.	ATN sent to Lok Sabha Secretariat on 14.07.2020

## Status on PAC Paras- APEDA

Total Paras	Report No.	Subject	Status
<b>Para No. 01 to 06</b>	123 Report of 16 <sup>th</sup> Lok Sabha for the year 2018	In effective monitoring by APEDA.	Action Taken Note (ATN) on PAC paras has been sent to Lok Sabha Secretariat PAC Branch on 20.03.2020 along with Auditor's vetting comments conveyed in this Department vide Letter dated 18.09.2019.  Hindi version of Final ATN sent to LSS on 11.06.2020.
<b>Total</b>	<b>06</b>		

## Status/Action taken on Audit observations appearing in various reports

S. No.	Year	No. of Paras/PA reports on which ATNs have been submitted to PAC after vetting by Audit	Details of the Paras/PAC reports on which ATNs are pending.					No. of ATNs pending with other reasons (Sub-judice)
			No. of ATNs not sent by the Ministry even for the first time	No. of ATN pending with Audit	No. of ATNs sent but returned with observations and Audit is awaiting their resubmission by the Ministry	Sent to Monitoring Cell/PAC Branch (Lok Sabha)	No. of ATNs pending with other reasons (Sub-judice)	
1.	2008	Customs & Excise Issues	--	--	01	--	--	--
2.	2009	Customs & Excise Issues	--	01	--	--	--	--
3.	2010	Commercial	--	--	--	--	01	01
4.	2012	Commercial	--	--	--	--	01	01
5.	2013	Customs & Excise	--	--	01	--	--	-
		Civil	--	--	01	--	--	--
		Commercial	--	--	--	--	--	01
6.	2014	Customs & Excise	--	--	--	--	--	--
		Civil	--	01	01	--	--	--
7.	2015	Customs & Excise	--	--	01	--	--	--
		Civil	--	--	--	--	--	01
		Commercial	--	--	--	--	--	--
8.	2016	Customs & Excise	--	--	--	--	--	--
		Commercial	--	--	--	--	--	--
9.	2017	Customs & Excise	--	--	01	--	--	--
		Civil	--	--	--	--	--	--
		Commercial	--	--	--	--	--	--
10.	2018	Customs & Excise	--	--	--	--	--	--
		Civil	--	--	--	01	--	--
		Commercial	--	--	01	--	--	--
		PAC	--	--	--	06	--	--
11.	2019	Customs & Excise	--	03	11	--	--	01
		Civil	--	--	--	--	--	--
12.	2020	Civil	03	--	--	--	--	--
		<b>Total- 38</b>	<b>03</b>	<b>05</b>	<b>18</b>	<b>07</b>	<b>05</b>	<b>05</b>





सत्यमेव जयते

Government of India  
Ministry of Commerce & Industry  
Department of Commerce