



Ministry of Commerce & Industry
Department of Commerce
Government of India



STATEMENT OF ACTIVITIES

2023-24

TABLE OF CONTENTS

Overview	03
1. Organisational Structure and Functions	06
2. Global Economic and Trade Situation	21
3. Trends in India's Foreign Trade	26
4. Foreign Trade Policy and Major Schemes	32
5. Export Promotion Mechanism	48
6. Commercial Relations, Trade Agreements and International Trade Organizations	67
7. Special Economic Zones (SEZs) and Export Oriented Units (EOUs)	95
8. Specialized Agencies	104
9. Programmes undertaken for the Welfare of SCs/STs/OBCs, Women and Persons with Disabilities	145
10. Transparency, Public Facilitation and Allied Activities	152



OVERVIEW

1. GLOBAL ECONOMIC OVERVIEW

The global economy continues to gradually recover from the protracted effects of multiple shocks faced in the recent years. The recovery is being hampered by various factors, which includes reflection of the pandemic's long-term effects, geo-political tensions, and the growing geo-economic fragmentation. The global economic activity still lags behind its pre-pandemic trends, particularly in emerging market and developing economies. According to the World Economic Outlook (WEO) October 2023 of International Monetary Fund (IMF), the pace of recovery has moderated, after a strong initial rebound from the depths of the COVID-19 pandemic. Global growth is projected to slowdown from 3.5 percent in 2022 to 3.0 percent in 2023 and 2.9 percent in 2024. The projections of IMF are below the historical (2000-19) average of 3.8 percent. Growth slowdown is more noticeable in advanced economies than in emerging markets and developing economies. The aggregate output of the Advanced Economies is expected to grow by 1.5 percent in 2023 and 1.4 percent in 2024, as compared to 2.6 percent in 2022. In contrast, the aggregate output of 'Emerging Market and Developing Economies' is expected to grow by 4.0 percent both in 2023 and 2024, as compared to 4.1 percent in 2022.

2. GLOBAL TRADE

Global trade has softened with the global economy navigating through a complex and uncertain environment. As per World Trade Organization (WTO), world merchandise trade volume is expected to grow 0.8 percent in 2023 and 3.3 percent in 2024, as compared to 3.0 percent in 2022. The trade slowdown appears to be broad-based, involving a large number of countries and a wide range of goods. Inflation, high interest rates, US dollar appreciation, and geopolitical tensions are all contributing to the slowdown. There are numerous risks to the forecast, including a sharper than expected slowdown in China and a resurgence of inflation in advanced economies. Trade patterns have varied across regions / countries. On the export side, North America is expected to register the strongest growth of 3.6 percent in 2023, followed by the Commonwealth of Independent States (CIS) at 3.0 percent. Most other regions are expected to see modest export growth, except Africa, where exports are expected to

contract by 1.5 percent. On the import side, the CIS is expected to record the strongest import growth of 25 percent, followed by the Middle East and Africa. Other regions are expected to see modest declines.

3. INDIA'S MERCHANDISE TRADE

India's merchandise exports have displayed remarkable resilience amidst rising global challenges. Highest ever merchandise exports of US\$ 451.07 billion was achieved in 2022-23, in spite of strong global headwinds. This was achieved with the help of a detailed strategy, tight monitoring, supported by export promotion measures. Merchandise exports for the period April-December 2023 were US\$ 317.12 billion as compared to US\$ 336.30 billion during April-December 2022.

Merchandise imports during 2022-23 were US\$ 715.97 billion as compared to US\$ 613.05 billion in 2021-22. Imports during April-December 2023 stood at US\$ 505.15 billion, a decline of (-)7.93 percent compared to US\$ 548.64 billion during April-December 2022.

The merchandise trade deficit in 2022-23 was US\$ 264.90 billion as against the deficit of US\$ 191.05 billion in 2021-22. During April-December 2023, the trade deficit is estimated at US\$ 188.02 billion as against US\$ 212.34 billion during April-December 2022.

4. INDIA'S SERVICES TRADE

India's services trade is a significant and growing contributor to the economy. Services exports lead the overall exports growth in 2022-23 and set a new record of US\$ 325.33 billion with a growth rate of 27.82 percent over 2021-22 (US\$ 254.53 billion). Services exports are estimated to grow by 3.52 percent during April-December 2023 (US\$ 247.92 billion) over April-December 2022 (US\$ 239.50 billion).

Services imports were US\$ 182.05 billion in 2022-23 as compared to US\$ 147.01 billion in 2021-22, an increase of 23.8 percent. Services imports are estimated at US\$ 129.24 billion during April-December 2023 as compared to US\$ 135.29 billion during April-December 2022, a decline of 4.47 percent.

A trade surplus of US\$ 143.28 billion was generated in services trade in 2022-23. Services trade surplus during April-December 2023 is estimated at US\$ 118.68 billion as against US\$ 104.21 billion during April-December 2022.

5. INITIATIVES TAKEN BY THE DEPARTMENT OF COMMERCE TO BOOST INDIA'S EXPORTS

The Department of Commerce continues to take a number of steps to boost exports. Various initiatives undertaken by the Department of Commerce to boost exports from India are guided by the ideals, principles and policies enumerated by the Hon'ble Prime Minister of India. As a result of its focused efforts, India has achieved highest ever exports of over US\$ 776 billion in 2022-23. Some of the major steps taken are as follows:

- New Foreign Trade Policy was launched on 31st March 2023 and it came into effect from 1st April 2023, which lays down the blue print to integrate India with the global markets and make it a reliable and trusted trade partner. The New FTP 2023 is gradually a move away from the incentive-based regime and creates an enabling ecosystem to support the philosophy of 'Atmanirbhar Bharat' and Local goes Global.
- Assistance provided through several schemes to promote exports, namely, Trade Infrastructure for Export Scheme (TIES) and Market Access Initiatives (MAI) Scheme.
- Interest Equalization Scheme on pre and post shipment rupee export credit has been extended upto 30th June 2024 with additional allocation of Rs. 2500 crores. The scheme has been formulated to give the benefit in the interest rates being charged by the banks to the exporters on their Pre and Post Shipment Rupee Export Credits.
- The Scheme for Remission of Duties and Taxes on Exported Products (RoDTEP) which was notified till 30th September 2023 has been extended till 30th June 2024. The scheme creates a mechanism for reimbursement of taxes, duties and levies, which are currently not being refunded under any other mechanism, at the central, state and local level, but are incurred by the export entities in the process of manufacture and distribution of exported products.
- The Department of Commerce through DGFT is working with the States and the districts to channelise the potential and diverse identity in each district of our country to make them export hubs. The Districts as Export Hubs initiative is aimed at targeting export promotion, manufacturing and employment generation at the grass roots level, making the States and Districts meaningful stakeholders and active participants in making India an export powerhouse thereby contributing to the AtmaNirbhar Bharat mission and achieving the vision of Make in India for the world and being Vocal for Local.
- The Department of Commerce has undertaken a series of technology-driven solutions for Ease of Doing Business that would give significant boost to the foreign trade related activities of Indian enterprises and the overall "AtmaNirbhar Bharat" Abhiyan.
- Common Digital Platform for Certificate of Origin has been launched to facilitate trade and increase Free Trade Agreement (FTA) utilization by exporters.
- There is active engagement in FTA negotiations with the EU, UK, EFTA, Oman, Sri Lanka, Australia and Peru.
- Active role of Indian missions abroad towards promoting India's trade, tourism, technology and investment goals has been enhanced.
- The Department of Commerce has regularly monitored export performance with Commercial Missions abroad, Export Promotion Councils, Commodity Boards / Authorities and Industry Associations and taken corrective measures from time to time.



Chapter 1

ORGANISATIONAL STRUCTURE AND FUNCTIONS

1. VISION AND MISSION

The long-term vision of the Department is to make India a major player in world trade and assume a role of leadership in international trade organisations commensurate with India's growing importance.

The policy tools being adopted involve a strategy focusing on the targeted commodity and country in the medium term and the Foreign Trade Policy in the long run.

2. FUNCTIONS

The Department formulates, implements, and monitors the Foreign Trade Policy (FTP) which provides the basic framework and strategy to be followed. The Trade Policy is periodically reviewed to incorporate changes necessary to take care of emerging economic scenarios both domestic and international. Besides, the Department is also entrusted with responsibilities relating to multilateral and bilateral commercial relations, Special Economic Zones, state trading, export promotion and trade facilitation, and development and regulation of certain export-oriented industries and commodities.

The Department is headed by a Secretary who is assisted by an Additional Secretary & Financial Adviser, five Additional Secretaries, fourteen Joint Secretaries and Joint Secretary level officers, and a number of other senior officers.

The Department is functionally organised into the following nine Wings / Divisions:

- Trade Negotiation Wing - Bilateral
- Trade Negotiation Wing - Multilateral
- Territorial, Commodity & Products Wing
- Trade Policy Wing
- Trade Intelligence & Analytics Wing
- Global Trade Promotion Wing - India Trade
- Administration, Establishment & General Wing
- Finance Division
- Supply Division

The various offices / organisations under the administrative control of the Department are:

- Two Attached Offices,
- Ten Subordinate Offices,
- Ten Autonomous Bodies,
- Five Public Sector Undertakings,
- Special Purpose Vehicle (SPV) created under section 8 of the Companies Act, 2013
- Thirteen Export Promotion Councils
- One Advisory Body
- Five Other Organisations.

The broad organisational set-up and major roles and functions of the offices / organisations under the administrative control of the Department are discussed below:

A. Attached Offices

i. Directorate General of Foreign Trade (DGFT)

Before 1991, DGFT was known as the Chief Controller of Imports & Exports (CCI&E) and was regulated through the Imports and Exports (Control) Act, 1947.

The Directorate General of Foreign Trade (DGFT) is an attached office of the Ministry of Commerce and Industry which is headed by the Director General of Foreign Trade. Since 1991, when the liberalisation in the economic policies of the Government took place, this organisation has been essentially involved in the regulation and promotion of Foreign Trade. Keeping in line with liberalisation and globalisation and the overall objective of increasing exports, DGFT has since been assigned the role of a "facilitator". The shift was from restrictions and control of imports / exports to promotion and facilitation of exports / imports, keeping in view the interests of the country.

This Directorate, with headquarters in New Delhi, assists the Government in the formulation of Foreign Trade Policy and is responsible for implementing the Foreign Trade Policy and Schemes under the FTP with the main objective of promoting India's exports. Further, it is responsible for the implementation of the Foreign Trade (Development and Regulation) Act, 1992 and the rules and regulations notified there under. The DGFT also issues authorisations to exporters / importers and monitors their corresponding obligations through a network of 24 Regional Offices.

The regional offices are located at the following places:

S. No.	City
1	Ahmedabad
2	Bangalore
3	Bhopal*
4	Chennai
5	Coimbatore
6	Guwahati
7	Hyderabad
8	Indore
9	Jaipur
10	Jammu
11	Kanpur
12	Ernakulum (Cochin)
13	Kolkata
14	Ludhiana
15	Mumbai
16	Nagpur
17	New Delhi (CLA)
18	Panipat
19	Pune
20	Rajkot
21	Srinagar
22	Surat
23	Varanasi
24	Vishakhapatnam
25	Vadodara

**In compliance with the Order dated 04.10.2019 of the Hon'ble High Court of Madhya Pradesh Principal seat at Jabalpur in W.P. 21039/2019, the status quo on the Regional Office of DGFT at Bhopal is maintained subject to final / further orders.*

In addition to the implementation of Foreign Trade Policy and FTDR Act, 1992, regional offices provide facilitation to exporters in regard to developments in international Trade i.e. WTO Agreements, Rules of Origin and anti-dumping issues, etc. in their import and export decisions in the international dynamic environment.

ii. Directorate General of Trade Remedies (DGTR)

The Directorate General of Trade Remedies (DGTR) (earlier known as Directorate General of Anti-Dumping & Allied Duties) is an attached office of the Department of Commerce, Ministry of Commerce & Industry. The Directorate General of Anti-Dumping & Allied Duties (DGAD) which was formed in 1997 has been restructured as DGTR in May 2018 by incorporating all the trade remedial functions, i.e., Anti-Dumping Duty (ADD), Countervailing Duty (CVD), Safeguards Duty (SGD), and Safeguards Measures (QRs) under a single window framework. Thus, the DGTR has been formed by merging the functions of DGAD, Department of Commerce, Directorate General of Safeguards, and Department of Revenue and Safeguard (QR) functions of DGFT into its fold. The DGTR is a professionally integrated organisation with multi-spectrum skill sets emanating from officers drawn from different services and specialisations. The DGTR is a quasi-judicial body that independently undertakes investigations before making its recommendations to the Central Government.

B. Subordinate Offices

i. Directorate General of Commercial Intelligence and Statistics (DGCI&S)

The Directorate General of Commercial Intelligence & Statistics (DGCI&S) is the premier organisation of the Government of India for the collection, compilation, and dissemination of India's trade statistics and commercial information. The Directorate, headed by a Director General, has its office in Kolkata and is responsible for collecting, compiling, and publishing / disseminating trade statistics and various types of commercial information required by the policymakers, researchers, importers, exporters, traders, as well as overseas buyers. It is the first large-scale data processing organisation functioning as a nodal agency for export & import data with an ISO certification 9001:2015 for the compilation and dissemination of India's foreign trade statistics.

ii. Offices of Development Commissioners of Special Economic Zones (SEZs) at Cochin Special Economic Zone, Falta Special Economic Zone, MEPZ Special Economic Zone, Kandla Special Economic Zone, SEEPZ Special Economic Zone, Vishakhapatnam Special Economic Zone, and Noida Special Economic Zone.

The main objectives of the SEZ Scheme are the generation of additional economic activity, promotion of exports of goods and services,

promotion of investment from domestic and foreign sources, and the creation of employment opportunities along the development of infrastructure facilities. All laws of India are applicable in SEZs unless specifically exempted as per the SEZ Act / Rules. Each Zone is headed by a Development Commissioner and is administered as per the SEZ Act, 2005 and SEZ Rules, 2006. Units may be set up in the SEZ for manufacturing, trading, or for service activity. The units in the SEZs have to be net foreign exchange earners but they are not subjected to any predetermined value addition (except Gems & Jewellery Units) or minimum export performance requirements. The sales in the Domestic Tariff Area from the SEZ units are treated as if the goods are being imported and are subject to payment of applicable customs duties.

iii. Pay and Accounts Office (Supply)

The payment and accounting of the Supply Division including of the DGS&D are performed by the office of Chief Controller of Accounts (Supply Division) under the Departmentalised Accounting System through its Regional Pay and Accounts offices at New Delhi, Kolkata, Mumbai, and Chennai. Consequent upon the Union Cabinet Decision to close the DGS&D w.e.f. 31st October 2017, the office of CCA (Supply) has been discontinued and residual works are now being handled by the CCA (Commerce) with the skeletal staff and 02 PAOs in New Delhi and Kolkata. The work of RPAO (Supply), Mumbai and RPAO (Supply), Chennai has been overtaken by RPAO (Commerce), Mumbai and RPAO (Commerce), Chennai respectively.

iv. Pay and Accounts Office (Commerce & Textiles)

The Secretary is the Chief Accounting Authority. This responsibility is discharged with the help of the Chief Controller of Accounts (CCA) on the advice of the Financial Advisor of the Ministry. The Secretary certifies the Appropriation Accounts and represents the Ministry in the Public Accounts Committee and the Standing Parliamentary Committee on Accounts.

There is a common Accounting Wing for both the Department of Commerce and the Ministry of Textiles. The Accounts Wing, Department of Commerce functions under the supervision of the Chief Controller of Accounts (CCA) who is assisted by a Controller of Accounts (CA), Assistant Controller of Accounts (ACA), and five Pay and Accounts Offices (PAOs) {2 PAOs in Delhi and one each at Chennai, Mumbai, Kolkata}. The responsibility of the Budget Division of the Ministry is also entrusted to the CCA. CCA extends all assistance to the Financial Advisor in budgeting,

monitoring & control of expenditure, rendering Professional expertise in matters related to the Financial Management System, preparation of disclosure statements as required under the FRBM Act, Annual Finance Accounts, Appropriation Accounts, Estimation & Flow of Non-tax Revenue Receipts, etc.

The functions of the Accounting wing include payment of claims, accounting transactions, consolidation of Accounts and other related matters like finalisation and payment of pension, revision of pension with the help of Drawing & Disbursing Officer (DDO) and payment of final GPF cases, loan & advance, grant in aid, maintenance of General Provident Fund (GPF), New Pension System (NPS), Leave Salary Contribution & Pension Contribution (LSC & PC), etc. Further, implementation and smooth functioning of PFMS (EAT / DBT / CNA / TSA) in various entities is also coordinated by the Office of CCA along with the monitoring of smooth working of PFMS modules, viz. EIS, EAT, Pension, GPF, NTRP, LOA etc.

There is an Internal Audit Wing under the jurisdiction of the Department of Commerce, Ministry of Commerce & Industry which handles the internal audit work of all the Departments. There are a total of 120 units under the Department of Commerce, M / o Commerce & Industry. The role of internal audit is to study the accounting and implementation of prescribed procedures with a view to ensure that they are correct & adequate.

C. Autonomous Bodies

i. Coffee Board

The Coffee Board is a statutory organisation under the control of the Ministry of Commerce & Industry, Government of India, constituted under the Coffee Act 1942, an Act enacted by the parliament. The Board comprises 33 members including the Secretary, who is the Chief Executive appointed by the Government of India, a non-Executive Chairman and the remaining 31 members comprising Members of the Parliament, Official members representing the interests of the Coffee Growing States, and members representing various interests of the Coffee Industry. The Board is reconstituted for a period of three years with effect from 9th September 2022. Presently, there are 31 members appointed to the Board and a Chairman. The Coffee Board focuses its activities in the areas of research, extension, development, market intelligence, external & internal promotion, and labour welfare measures. The Coffee Board functions with its Head Office in Bengaluru. The Central Coffee Research Institute (CCRI) at Balehonnuru, Chikkamagaluru District, Karnataka is the headquarters of the

Research Department with a Sub-Station at Chettalli (Karnataka) and Regional Research Stations at Chundale (Kerala), Thandigudi (Tamil Nadu), Narasipatnam (Andhra Pradesh) and Diphu (Assam). The Extension network is spread over the traditional coffee growing areas (Karnataka, Kerala, and Tamil Nadu), Non-Traditional Areas (Andhra Pradesh and Odisha) and the Northeastern Region (Assam, Tripura, Mizoram, Meghalaya, Nagaland, Manipur, and Arunachal Pradesh). The Coffee Quality Division of the Research Department is involved in setting up quality standards, capacity building in the areas of coffee roasting and retailing business and certification of coffee as per National and International quality standards. The Promotion Department is involved in the promotion of Indian Coffee in the export market and the promotion of coffee consumption in the domestic market.

ii. Rubber Board

The Rubber Board is a statutory body constituted under Section (4) of the Rubber Act, 1947 and functioning under the administrative control of the Ministry of Commerce and Industry. The Board is headed by a Chairman appointed by the Central Government and has 28 other members including the Executive Director, Members of Parliament (two from the House of People and one from the Council of States), and representatives of various interests of natural rubber industry such as the rubber growing sector, rubber manufacturing industry, labour interest, and the representatives of Governments of principal rubber growing states. Executive and administrative powers of the Board are vested with the Executive Director. The Board's headquarters is located at Kottayam in Kerala. Developmental and regulatory functions pertaining to the entire value chain of the Indian rubber industry are discharged by the Board by the way of assisting and encouraging research, development, extension, and training activities related to natural rubber (NR). The functions of the Board also include the collection of statistics on rubber, promoting the marketing of rubber, and undertaking labour welfare activities. The Rubber Research Institute of India (RRII), established in 1955 is situated at Puthupally in Kottayam District and has nine Regional Research Stations (RRS) located in various rubber-growing states of the country. RRII conducts research activities for ensuring biological and technological improvement of NR in the country. The Board also has a training Department viz., the National Institute for Rubber Training (NIRT) located at Kottayam which acts as the link between research and extension activities for technology transfer and has the mandate for human resource development in all sectors of the NR industry.

iii. Tea Board

The Tea Board is a statutory body constituted under section 4 of the Tea Act, 1953 and functions under the administrative control of the Department of Commerce. The Tea Board comprises of the Chairman, Deputy Chairman and the 30 members appointed by Government of India representing different sections of the industry including Members of Parliament. The Board is headed by a non-official Chairman and Deputy Chairman is the executive head of the organisation. There are two Executive Directors who are stationed at the zonal Offices one each at Guwahati in Assam (for entire Northeastern Region) and another at Coonoor in Tamil Nadu (for entire South India Region). The Head Office of the Board is located in Kolkata, West Bengal. The Board functions as an apex body concerned with the overall development of the tea industry in India by providing necessary assistance for research and developmental activities aimed at increasing production, productivity, and quality, facilitation of trade and promotion of exports so as to ensure maximum returns to the producers including small growers, safeguarding the interests of the workers and the consumers, gathering statistical and other relevant data concerning the industry and disseminating the information to various segments of the industry, and registering and licensing of different stakeholders. Tea Board has two Zonal offices at Guwahati (Assam) and Coonoor (Tamil Nadu), 15 Regional Offices, and one overseas office in Moscow which is being managed by Embassy officials.

iv. Tobacco Board

Tobacco is an important commercial crop grown in India. In order to regulate production, promote overseas marketing, and control recurring instances of imbalances in supply and demand, the Tobacco Board was established by the Government of India under the Tobacco Board Act of 1975. The headquarters of Tobacco Board is at Guntur in Andhra Pradesh and is headed by a Chairman.

v. Spices Board

The Spices Board is a statutory body constituted under section (3) of the Spices Board Act, 1986 and functioning under the administrative control of the Ministry of Commerce and Industry. The Board consists of 31 members including the Secretary, who is the Chief Executive and is led by the Chairman (appointed by the central Government), with its head office at Kochi in Kerala. Spices Board is responsible for the overall development of the cardamom industry and export promotion of 52 spices as scheduled under the Spices Board Act, 1986. The functions of the Board include research &

development and domestic marketing of small and large cardamom, post-harvest quality improvement, export promotion of spices, and quality management of spices exported from India. The Board has 83 offices across the country which includes export promotion offices, development offices for small and large cardamom, Quality Evaluation Laboratories (QEL), research stations, spices parks, etc. The Board works with the stakeholders of the spices sector for undertaking programs and projects for the development of small and large cardamom and for the promotion of export of spices.

The programs undertaken by the Board include providing support to exporters for infrastructure development and value addition, organising programs for establishing market linkage of farmers and exporters with international buyers, supporting primary processing through the establishment of processing facilities in major growing centres (Spices Parks), undertaking trade and brand promotion activities for Indian spices including co-participation of stakeholders in international fairs and exhibitions, quality management of spices exported from India through Quality Evaluation Laboratories which provide analytical services and monitor quality of spices for export through testing and certification, facilitating primary sale of cardamom through the auction system, providing research support to stakeholders on small and large cardamom, assisting growers of small and large cardamom for production development and growers of other spices for post-harvest management, working with the regulatory bodies of importing countries, trade support institutions, interGovernmental organisations etc. for export promotion of spices, etc.

vi. The Marine Products Export Development Authority (MPEDA)

The Marine Products Export Development Authority (MPEDA), a statutory body under the Department of Commerce Ministry of Commerce & Industry was constituted in 1972 with a mandate of developing a conducive ecosystem for marine products in the country and the promotion of its export from India. The Authority has its headquarters located in Kochi, Kerala and consists of 30 members including a Chairman (Appointed by the Central Government). There are 18 Field Offices across the coastal states including one in NE India to assist the marine product exporters, processors, and aqua culturists for ensuring timely advice to the stakeholders. MPEDA has three Trade Promotion Offices at New York, Japan, and New Delhi and five full-fledged Quality Control Laboratories at Kochi, Nellore, Bhimavaram,

Bhubaneswar, and Porbandar. Also set up are 14 ELISA Screening Laboratories in maritime states of India for screening of aquaculture raw material for banned antibiotics. MPEDA has also set up three registered societies viz., Rajiv Gandhi Centre for Aquaculture (RGCA) for promotion of diversified aquaculture to support export promotion by technology transfer, Network for Fish Quality Management and Sustainable Fishing (NETFISH) for extension activities on fish quality management, and sustainable Fishing and National Centre for Sustainable Aquaculture (NaCSA) to enable aquaculture farmers adopt sustainable farming practices.

vii. Agricultural and Processed Food Products Export Development Authority (APEDA)

The Agricultural and Processed Food Products Export Development Authority (APEDA) was established by the Government of India in accordance with the Agricultural and Processed Food Products Export Development Authority Act enacted by the Parliament.

As per Section 10 of the Agricultural and Processed Food Products Export Development Authority Act, 1985 (2 of 1986), APEDA is mandated with several crucial functions, including:

- The development of industries related to scheduled products for export by providing financial assistance, conducting surveys and feasibility studies, and implementing relief and subsidy schemes.
- Registration of individuals as exporters of scheduled products, subject to prescribed fees.
- Establishment of standards and specifications for scheduled products to ensure compliance with export requirements.
- Inspection of meat and meat products at various stages, including slaughterhouses, processing plants, storage facilities, conveyances, or other relevant locations, to uphold product quality.
- Improvement of packaging for scheduled products to enhance their marketability.
- Enhancement of marketing strategies for scheduled products outside of India.
- Promotion of export-oriented production and development of scheduled products.
- Collection of statistics from establishments engaged in the production, processing, packaging, marketing, or export of scheduled products, with subsequent publication of the collected data or relevant extracts.

- Provision of training in diverse aspects of industries associated with scheduled products.
- Addressing any other matters as may be prescribed by relevant regulations.

viii. Export Inspection Council of India (EIC)

The Export Inspection Council (EIC) was established by the Government of India under Section 3 of the Export (Quality Control and Inspection) Act, 1963 to ensure sound development of export trade of India through Quality Control and pre shipment Inspection and for matters connected thereof. The EIC is an advisory body to the Government of India and is headed by the Chairman. The Executive Head of the EIC is the Director (Inspection and Quality Control) who is responsible for the enforcement of quality control and pre-shipment inspection of various commodities meant for export, which are notified by the Government under the Export (Quality Control and Inspection) Act, 1963. The EIC is located at New Delhi and exercises technical and administrative control over the Export Inspection Agencies (EIAs) established under Section 7 of the Act. The EIAs are headquartered at Mumbai, Kolkata, Kochi, Chennai, and Delhi with a network of 24 sub offices backed by state-of-the art laboratories accredited by NABL as per ISO 17025, spread all over India to cater to the needs of the exporters on a pan-India basis. The major role of the EIC is to ensure the Quality and Safety of products exported, in order to meet the requirements of the importing countries. This assurance is provided through either a consignment-wise inspection system or quality assurance / food safety management system-based certification. With more than fifty years of experience in the field of inspection, testing, and certification of food items as per the importing country requirements, the EIC has developed a global acceptance. The EIC certification has been recognised by India's trading partners, like the European Union, the United States of America, Australia, Japan, the Custom Union, Saudi Arabia, Vietnam, China, South Africa, etc. The EIC has been instrumental in evolving the stakeholders including the exporter fraternity to meet the changing requirements of the importing countries with rising prevalence of food safety incidents.

The EIC is always actively involved in standard setting process at national and international levels and provides feedback to ensure the interest of exporters are well protected. The EIC has adopted Quality Management System and is ISO 9001:2015 certified to ensure the realisation of its objectives.

ix. Indian Institute of Foreign Trade (IIFT)

a. Overview

- The Indian Institute of Foreign Trade (IIFT) was set up on 2nd May 1963 as an autonomous Institution under the aegis of the Department of Commerce, Ministry of Commerce & Industry, Government of India with a focus on Foreign Trade related Research and Training.
- The Institute headquartered at New Delhi has its campuses in Kolkata (West Bengal) and Kakinada (Andhra Pradesh).
- In recognition of its all-round achievements, the Institute was given the status of "Deemed to be University" in May 2002 by the University Grants Commission (UGC) and graded as Category - I "Deemed to be University" in June 2018 by University Grants Commission (UGC).
- IIFT is one of the top-ranked B-Schools in India with a specialisation in International Business aimed at promoting and enhancing education, research, and cooperation in international trade.
- IIFT has participated in the 12th Chronicles All India B-School Survey and secured 5th position.
- In NIRF (National Institutional Ranking Framework) Ranking 2022, IIFT has been ranked 24th under the management category.
- IIFT has participated in Fortune India Best B-School Survey 2022 and secured overall 9th position.
- The Institute has achieved the AACSB business accreditation and was awarded the certificate on 21st December 2021.

b. Organizational Structure and Functions

The Board of Management is the principal executive body of the Institute. The BoM consists of 11 members and is headed by the Vice Chancellor of the Institute. The Secretary, Department of Commerce is the Chancellor of the Institute. The Vice Chancellor of the Institute is the principal executive of the Institute and exercises supervision and control over the affairs of the Institute.

c. Institutional set-up of IIFT

IIFT has following divisions to promote and enhance education, research, and cooperation in international trade:

- Executive Management Programmes (EMP) Division
- Management Development Programmes (MDP) Division
- International Collaboration and Capacity Development (ICCD) Division
- Graduate Studies in Management (GSM) Division
- Economics Division
- Research Division
- Division of Alumni Affairs
- Corporate Relations and Placement Division
- Journals Division
- Centre for Distance and Online Education (CDOE)

x. Indian Institute of Packaging (IIP)

The Indian Institute of Packaging (IIP) is an autonomous body under the aegis of the Department of Commerce, Ministry of Commerce & Industry, Government of India, established in 1966 under the Societies Registration Act, 1860. The Institute headquartered at Mumbai has its regional centres at Delhi (1986), Chennai (1971), Kolkata (1976), Hyderabad (2006), Ahmedabad (2017) and Vishakhapatnam (2021). Through an MOU signed between IIP and the Government of Uttar Pradesh, the IIP Lucknow centre has been opened in the campus of Institute of Entrepreneurship Development Uttar Pradesh (2023). A new IIP Bengaluru Centre is also under construction and will be operational soon.

The Institute is engaged in various activities like testing and certification of packaging materials and packages for domestic and export market, including mandatory UN Certification of packaging for transport of hazardous / dangerous goods, training, education, consultancy, projects, and research and development in the area of packaging.

The Apex advisory body of the Institute is the Governing Body which has one Chairman and two Vice-Chairmen and other members from industries representing various segments such as packaging materials, packaging machineries, and user industries. Further, some members of the Governing Body are nominated by the different Ministries / Departments and Commodity Boards of the Government of India. The Director is the Head and Principal Executive Officer of the Institute who is the overall in-charge of the organisation.

D. Public Sector Undertakings (PSUs)

i. State Trading Corporation of India Limited (STC)

STC was set up on 18th May 1956 under the administrative control of the Ministry of Commerce & Industry (MOC&I). STC played an important role in the country's economy by arranging imports of essential items of mass consumption (such as wheat, pulses, sugar, edible oils, etc.) and industrial raw materials into India and also contributed significantly to developing exports of a large number of items from India from time to time.

STC has a paid-up equity of Rs. 60 crores. As on 31st March 2023, the share of Government of India in STC's equity was 90 percent. Presently, STC is not carrying out any business activity.

The STCL Ltd., a subsidiary of STC, is in the process of winding up and has stopped all its business activities since 2014-15.

ii. MMTC Limited

MMTC Limited was incorporated in 1963 primarily to regulate the international trade of Minerals and Metals. MMTC was acting as a canalising agency for the export of iron ore, manganese ore, chrome ore / concentrate and the nominated agency for the import of gold, silver, and urea, besides trading in other commodities.

The disinvestment of Neelachal Ispat Nigam Ltd (NINL), a joint venture of MMTC and 5 other central / state PSUs, was completed on 4th July 2022. Currently, MMTC is not undertaking any business activity.

MMTC Transnational Pte. Ltd. (MTPL), Singapore is a wholly owned subsidiary company of MMTC and was incorporated in October 1994 under the laws of Singapore with the objective to take advantage of liberalisation / globalisation of trade and commerce to tap the Southeast Asian market for trading in commodities.

iii. PEC Limited

PEC Limited was incorporated as a subsidiary company of the State Trading Corporation in 1971 as "The Projects and Equipment Corporation of India Limited" and became an independent Company in 1991. The name of the company was changed to PEC Limited on 25th November 1997. The main functions of PEC Limited included the export of engineering equipment and projects, the import of bullion, and trading in industrial raw material and agro commodities. The Company is not undertaking any business activity since Sept 2019.

PEC Limited also has a subsidiary viz., the Tea Trading Corporation of India Limited, which is under liquidation since 2002.

iv. ECGC Ltd (Formerly Export Credit Guarantee Corporation of India Ltd.)

a. ECGC Limited

- ECGC Limited, a premier Export Credit Agency (ECA) of the Government of India, was set up in 1957 in Mumbai under the Companies Act 1956 to provide export credit insurance services on short term (ST) and medium and long term (MLT) basis to exporters and banks to augment exports from the Country. Its services are aimed at increasing competitiveness of Indian exporters by helping them to effectively manage their risk of non-payment and facilitate availability of adequate and affordable export finance from banks for working capital needs.
- The exporters obtain credit insurance cover to protect their losses in the event of the occurrence of political or commercial risks like default, insolvency, and repudiation in respect to payment due from overseas buyers. The banks obtain export credit insurance covers to protect themselves against losses that may be incurred due to default or insolvency of the exporter borrower in respect of export credit (working capital loans) extended.
- ECGC covers export transactions destined to more than 200 countries of the world. It has supported over 7,000 distinct exporters through direct credit insurance cover and over 9,000 exporters through credit insurance covers to banks and more than 90 percent of its customers belong to the small exporters segment. ECGC has supported total exports of Rs. 6.63 lakh crores during 2022-23, which is around 18 percent of the national merchandise exports of India. It has also supported around 30 percent of the total export credit disbursement by all the banks in India during FY 2022-23 through Export Credit Insurance for Banks (ECIB) covers that is extended to twenty-one banks which includes all the nationalised banks and nine private sector banks. It has settled claims of over Rs. 7,800 crores during the last 9 financial years (between FY 2014-15 to 2022-23).

b. National Export Insurance Account Trust (NEIA)

- The Government of India established the NEIA Trust in 2006 to promote project exports from

India that are of strategic and national importance. The trust was set up with an initial corpus of Rs. 66 crores. The Government has contributed Rs. 4,741 crores into the Trust over the years. The total corpus available with the Trust as of 31st December 2023 was Rs. 2,896.12 crores. However, the corpus available with the Trust for underwriting fresh proposals as of 31st December 2023 is Nil after accounting for income and expenses.

v. India Trade Promotion Organization (ITPO)

The India Trade Promotion Organisation (ITPO) was formed in the year 1976 after renaming the Trade Fair Authority of India (TFAI) and merging of the Trade Development Authority of India (TDA). ITPO is a Schedule 'B' Miniratna Category-I CPSE under the administrative control of the Department of Commerce with 100 percent shareholding by the Government of India. Its Registered Office is at Pragati Maidan, New Delhi. The regional Offices of ITPO are located in Mumbai, Kolkata, and Chennai ensuring representative participation of trade and industry from different regions of the country in its events in India and abroad.

The India Trade Promotion Organisation (ITPO) is a premier trade promotion agency of India providing a broad spectrum of services to the trade industry and acting as a catalyst for growth of India's trade. ITPO is engaged in providing services pertaining to the promotion / facilitation of trade by organising / participating in trade fairs in India and abroad thereby increasing India's exports.

Main objectives are:

- To promote, organise, and participate in industrial trade and other fairs and exhibitions in India and abroad and to take all measures incidental thereto for boosting up the country's trade.
- To publicise in International Trade Fairs and Exhibitions to be held in India and abroad and invite the foreign participants to participate in them.
- To undertake the promotion of trade in goods and services connected with or relating to fairs, exhibitions, and conventions in India and abroad.
- To undertake the promotion of exports, to explore new markets for traditional items of export, and develop exports of new items with a view to maintain, diversify, and expand the export trade.

Subsidiary Companies and Joint Ventures

ITPO has three subsidiaries, namely, the Karnataka Trade Promotion Organisation (KTPO), Tamil Nadu Trade Promotion Organisation (TNTPO) and ITPO Services Ltd. (ISL) with ITPO's shareholding of 51 percent in TNTPO & KTPO and 100 percent in ISL. ITPO also has a 50:50 Joint Venture, namely, the National Centre for Trade Information (NCTI) along with the National Informatics Centre (NIC) which is under Liquidation. Further, the Jammu & Kashmir Trade Promotion Organisation (JKTPO) at Pampore is a Joint venture Company between the Government of Jammu and Kashmir with 51.25 percent equity shares, ITPO with 40 percent equity shares and the remaining equity owned by The Export Promotion Council for Handicrafts (EPCH) and The Carpet Export Promotion Council (CEPC).

E. Government e-Marketplace (GeM)

In line with the vision of Hon'ble Prime Minister Shri Narendra Modi, Government of India decided to set up the Government e-Marketplace (GeM) in 2016 as a National Public Procurement Portal to revolutionise public procurement in India. In the past years, GeM has successfully transformed the public procurement space in India through its technology-driven innovations and other strategic interventions. It has made significant strides towards the pursuit of its three fundamental pillars, i.e., inclusion, transparency, and efficiency in public procurement since its launch. GeM is an example of how digital platforms created with a strategic and clear intent to reinvigorate and reimagine legacy processes can bring about lasting change for the nation as well as the underserved. This online platform offers a cashless, contactless, and paperless experience for sellers and buyers and is an end-to-end solution for the procurement of common use goods and services by Government buyers.

The establishment of GeM has ushered in automation, digitisation, and a transformation of processes through technology and analytics. This journey has led to higher process efficiencies, better information sharing, improved transparency, reduced process cycle times, and a heightened level of trust among bidders. GeM's achievements demonstrate a commitment to enhancing the landscape of public procurement, making it more accessible, cost-effective, and inclusive.

F. Export Promotion Councils (EPCs)

The Export Promotion Councils (EPCs) are

organisations of exporters, registered as non-profit organisations under the Companies Act / Societies Registration Act. Roles and functions of these Councils are guided by the Foreign Trade Policy, which also recognises them as registering authorities for exporters. At present, there are Thirteen Export Promotion Councils (EPCs), as mentioned below, under the Department of Commerce:

i. Basic Chemicals, Cosmetics, & Dyes Export Promotion Council (CHEMEXCIL)

Basic Chemicals, Cosmetics, & Dyes Export Promotion Council, popularly known as CHEMEXCIL was constituted in 1963 under the Companies Act 1956 in Mumbai with the objective of promoting export of following products:

- Dyes and Dye Intermediates
- Basic Inorganic and Organic Chemicals including Agro Chemicals
- Cosmetics, Soaps, Detergents, Toiletries, & Essential Oils
- Specialty Chemicals, Lubricants, and Castor Oil

The Council's head office is located in Mumbai, and it has four Regional Offices at Ahmedabad, Bangaluru, Kolkata, and New Delhi.

ii. Chemicals & Allied products Export Promotion Council (CAPEXIL)

Chemicals & Allied products Export Promotion Council (CAPEXIL) CAPEXIL, a premier Export Promotion Council, was set up in 1958 under the Companies Act, 1956. The Council's registered office and head office is located in Kolkata, and it has four regional offices located at Mumbai, Chennai, Kolkata, and New Delhi. The Council functions under the guidance of its Committee of Administration (CoA) and under the overall supervision of the Department of Commerce, Government of India. The Council is entrusted with export promotion activities of chemical based allied products which includes Bulk Minerals and Ores, Natural Stone Products, Processed Minerals, Paper & Paper Board Products, Auto Tyre and Tubes, Rubber Products, Ceramics and Allied Products, Glass and Glassware, Plywood and Allied Products, Cement, Clinkers and Asbestos products, Graphite and explosives, Books, Publications & Printing products, Paints, Printing Ink and Allied Products, Miscellaneous Chemical Products, Ossein and Gelatine, and Animal by-products.

iii. Council for Leather Exports (CLE)

The Council for Leather Exports (CLE) was set up in July 1984. It is a non-profit company registered under the Indian Companies Act, 1956 entrusted with export promotion activities and the development of the Indian footwear and leather industry and is the apex organisation of the industry.

The CLE undertakes multifarious activities which are directed towards assisting its members in extending their global reach for increasing their exports. These activities include disseminating market information, trends and policy implications on commercial, technical, and technological developments in the Indian leather industry, participating in major International fairs and specialised trade shows across the globe, organising buyer-seller meets in India and abroad, B2B meets in focus countries, organising webinars on topics of interest to the industry, promoting design development through organising designers fair in India, submitting proposals and representations to the Government on issues relating to Export Import Policies / Procedures, Duties, market development activities, etc., for the overall development of the leather industry. The Council also publishes in-house periodicals to keep the exporters abreast of all developments (publications include monthly magazine 'Leather News India', Exporters Directory, and Facts and Figures of Exports of Leather and Leather Products), facilitating implementation of Indian Footwear and Leather Development Programme (IFLDP), and promoting, facilitating and attracting Joint Ventures, technical collaborations and strategic alliances, FDI, etc.

The CLE serves as a connecting bridge between Indian leather exporters and buyers all over the world. CLE has its registered Head Office at Chennai and five Regional Offices at Kanpur, Kolkata, New Delhi, Chennai & Mumbai and extension offices at Agra and Jalandhar.

iv. EEPC India

EEPC India is the Council set up under the aegis of the Department of Commerce for promoting exports in the Engineering sector. It is a company set up under Section 25 of the Companies Act 1956 (company not for profit) keeping in view the special requirement of the Indian Engineering Sector for export promotion. EEPC India is the nodal agency for issue of Registration-cum-Membership Certificate for engineering exports throughout the country under the provisions of the Foreign Trade Policy. The organisation has its headquarters at

Kolkata with regional offices in Mumbai, Chennai, Kolkata, and Delhi and sub-regional offices in Ahmedabad, Bengaluru, Hyderabad (Secunderabad), and Jalandhar for providing services to exporters of engineering products. With a view to establish closer connections with the engineering manufacturers and exporters and to have a better reach, EEPC India has also opened its chapters in 15 Tier II / Tier III cities spread across the country.

As an advisory body, it actively contributes to the policies of the Government of India and acts as an interface between the engineering industry and the Government. Set up in 1955, EEPC India now has a membership base of around 8500, out of which around 60 percent are SMEs. EEPC India facilitates sourcing from India and boosts the MSMEs to raise their standard at par with the international best practices. It also encourages the SMEs to integrate their business with the global value chain. Keeping 'Engineering the Future' as the motto, EEPC India serves as the reference point for the Indian engineering industry and the international business community in its efforts towards establishing India as a major engineering export hub.

v. The Plastics Export Promotion Council

The Plastics Export Promotion Council (PLEXCONCIL) was established in 1955 and registered under section 25 of Companies Act 1956 with the aim of promoting the exports of Plastics & Linoleum products from India and represents over 3,000 exporters, primarily MSMEs who manufacture / trade in plastics products ranging from plastics raw materials to semi-finished and finished items. PLEXCONCIL maintains five offices across India – Mumbai (Head office) and regional offices at Delhi, Chennai, Kolkata, and Ahmedabad.

The Council is presently entrusted with the export promotion activities of the following product panels:

- Consumer & houseware products
- Cordage, fishnets, & monofilaments
- FIBC, Woven sacks, Woven fabrics, & Tarpaulin
- Floor coverings, leather cloth, & laminates
- FRP & Composites
- Human hair & related products
- Medical items of plastics
- Miscellaneous products and items

- Packaging items – flexible & rigid
- Plastic films and sheets
- Plastic pipes & fittings
- Plastic raw materials
- Writing instruments & stationery
- Merchant Exports

In its endeavour to promote the export of plastics products, PLEXCONCIL enables Indian exporters participation at International Trade Fairs in consultation with the members as well as Indian Missions abroad, conducts dedicated Buyer Seller Meets, makes policy representations to various authorities on behalf of the industry, and holds biennial Award Function to felicitate top exporters in as many as 50 categories. Additionally, the Council publishes a monthly e-magazine, providing a comprehensive coverage of plastic export statistics, market insights, and industry updates.

vi. Sports Goods EPC

The Sports Goods Export Promotion Council (SGEPC) was established in the year 1958 with the objective to promote the exports of Sports Goods from India. In the Year 2001, export promotion of Toys was also entrusted to the SGEPC. The SGEPC is managed by a Committee of Administration (COA), which consists of elected representatives from the Indian Sports Goods & Toy industry and includes Government representatives. The COA is headed by the Chairman.

The SGEPC's range of activities includes activities that spur the Indian Sports Goods & Toy industry's performance on the one hand and the activities that help to promote its presence internationally. The SGEPC organises trade promotion activities like Indian participation in international trade fairs, visits of Business Delegations, promotional campaigns in international markets, etc., along with various other activities to promote the exports of Toys & Sports goods from India.

vii. Shellac and Forest Products Export Promotion Council (SHEFEXIL)

The Shellac Export Promotion Council was founded in June 1957 under the Companies Act, 1956, which was re-christened to Shellac and Forest Products Export Promotion Council (SHEFEXIL) on 08th February 2007. The Council's registered office is located in Kolkata and has no additional branch or regional office. SHEFEXIL is the designated nodal agency for export promotion of key products like Nutraceuticals, Extracts / Botanicals, Herbs, Guar Gum, Shellac, and Lac based products.

SHEFEXIL is mandated for export promotion of 8 unique panels:

- Nutraceuticals
- Vegetable Saps & Extracts
- Plant and Plant Portions (Herbs)
- Guar Gum
- Shellac & Lac based products
- Other Vegetable materials
- Fixed Vegetable Oils, Cakes and Others
- North East Region

viii. Pharmaceuticals Export Promotion Council of India (PHARMEXCIL)

The Pharmaceuticals Export Promotion Council of India was established in 2004 under the Companies Act, 1956, keeping in mind the unique requirements of the Indian Pharmaceutical industry for export promotion. The Council has its headquarters in Hyderabad, with regional offices at Mumbai and New Delhi, and Branch Offices in Ahmedabad, Chennai, and Bengaluru. There are 4450 members in the Council.

The products and services falling under the purview of Pharmexcil are Bulk Drugs and its intermediates, Formulations, Biotech & biological products, Diagnostics, Surgicals, Nutraceuticals & pharma industry related services, Collaborative Research, Contract Manufacturing, Clinical Trials & Consultancy, and Pharma related services.

Apart from acting as an interface with the Government, the Council also offers professional advice to its members in areas such as patent issues, compliance with regulatory requirements, technology upgradation, trade related help, etc. Pharmexcil also acts as a nodal agency for the issue of Registration cum Membership certificates. The Council participates in important exhibitions and fairs in various countries and also organises international conferences and buyer-seller meets in India.

ix. Services Export Promotion Council (SEPC)

SEPC is an Export Promotion Council set up by Ministry of Commerce & Industry, Government of India for facilitating services export from India. SEPC acts as an interface between the services industry and the Government and actively contributes to the formulation of policies of the Government of India.

It organises a large number of promotional activities both in India and abroad, such as Buyer-Seller Meets (BSM), trade fairs / exhibitions, and India pavilion / information booths in selected exhibitions to demonstrate the capabilities of the Indian services industry. SEPC members can avail the benefits of various schemes of Ministry of Commerce and Industry, Government of India.

Role and Functions of SEPC

SEPC serves as a platform of interaction between the services sector industry and policy makers in the Government. Specifically, it performs the following functions:

- Accounting / Auditing and Bookkeeping Services
- Advertising Services
- Architectural Services
- Consultancy Services
- Distribution Services
- Educational Services
- Entertainment services including Audio-visual services
- Environmental Services
- Healthcare services
- Hotel and Tourism related services
- Legal Services
- Maritime Transport
- Marketing Research and Public Opinion Polling Services / Management Services
- Printing & Publishing
- Others

x. Project Exports Promotion Council of India (PEPC)

Project Exports Promotion Council of India (PEPC), an export promotion council set up by the Government, is an apex coordinating agency to facilitate project exports comprising of overseas projects contracted in any of the following modules:

- Civil Construction Projects
- Turnkey Projects including engineering, procurement and construction (from concept to commissioning) and essentially includes civil work / construction and all supplies specific to these turnkey projects

- Process and Engineering Consultancy Services and
- Project construction items (excluding Steel and Cement)
- Construction Engineering Products (Fittings & Fixtures / Materials)
- Construction Equipment's & Accessories
- Other Project Goods

PEPC is an Autonomous Society under control of Department of Commerce, the Ministry of Commerce and Industry.

a. Sectors of Development

The PEPC has been actively engaged in the development and promotion of project exports in almost all sectors of economic and industrial development such as construction of dams, hydroelectric and thermal power plants, industrial plants, utility buildings, large scale oil and natural gas pipelines, petrochemical refineries and complexes, motorways, tunnels and bridges, seaports and airports, large-scale housing projects, high-rise and prestige buildings, hotels and tourist resorts, etc.

b. Markets

The main markets for the Indian process and construction engineering contractors and consultants have been and are:

- Asia (SAARC, Middle East, and Far East)
- Africa
- Russia and CIS
- Europe
- Latin America

xi. Export Promotion Council for EOUs and SEZ Units

The Export Oriented Units (EOUs) scheme was introduced in early 1981 primarily to boost exports by creating additional production capacity. It was introduced as a complementary scheme to the Free Trade Zones / Export Processing Zone (EPZ) Scheme introduced in the sixties. It adopts the same production regime as SEZs (erstwhile EPZs) but offers wider option in locations.

Units undertaking to export their entire production of goods and services except permissible sales in the DTA as per the Export-Import Policy are referred to as export-oriented units (EOUs). The EOUs function under the administrative control of the concerned Development Commissioner of Special Economic Zone i.e., under the Department of Commerce, Government of India.

The EOUs are governed by the provisions of Chapter 6 of the Foreign Trade Policy (FTP) and its procedures, as contained in the Handbook of Procedures (HBH).

As on 30th September 2023, 1560 units are in operation under the EOU Scheme as compared to 1638 EOUs on 30th September 2022.

xii. Indian Oilseeds & Produce Export Promotion Council (IOPEPC)

The Indian Oilseeds & Produce Export Promotion Council (IOPEPC) is concerned with the Development and export promotion of Oilseeds, Oil, and Oilcakes. It was formed on 23rd June 1956. IOPEPC, erstwhile known as IOPEA, has been catering to the needs of exporters for more than six decades. Besides focusing on exports, the Council also works towards strengthening the domestic supply chain by encouraging farmers, sellers, processors, surveyors, and exporters to enhance the quality of Oilseeds in India.

xiii. Gem & Jewellery Export Promotion Council (GJEPC)

The Gem & Jewellery Export Promotion Council (GJEPC), the apex trade body of the Indian Gems & Jewellery industry has completed 57 years of its existence with 9482 members as on 26th October 2023. The Gem & Jewellery sector is among India's leading foreign exchange earning sectors. Exports of Gem and Jewellery from India during the fiscal year 2023-24 (up to September 2023) registered a performance of US\$ 15,691.54 million as compared to US\$ 20,715.38 million for the same period previous year. The USA, Hong Kong, UAE, Belgium, and Israel are few of the major markets for G&J exports.

G. Advisory Body

Board of Trade (BOT)

The Council for Trade Development and Promotion (CTDP), a forum responsible for regular dialogue

with State Governments and UTs on International Trade, was merged with the Board of Trade (BoT), an advisory body for discussion and consultation with Trade and Industry for greater coherence in consultation process vide Notification dated 17th July 2019 and the new forum remains as Board of Trade. At present, 29 non-official members, 25 ex-officio members and 39 official members including DG, DGFT as Member Secretary, MoS Commerce & Industry, and Minister in Charge of Trade and Commerce in States and UTs as Member and Hon'ble CIM as Chairperson constitute the Board of Trade.

The Department of Commerce has regularly held stakeholder consultations with various Industry Associations and Export Promotion Councils. As part of consultation, a Board of Trade meeting was held on 13th September 2022. The Board of Trade meeting focused on export target setting, the new Foreign Trade Policy (FTP), and the strategies and measures to be taken in order to take domestic manufacturing and exports forward. The Board of Trade, inter alia, advises the Government on policy measures connected with the Foreign Trade Policy in order to achieve the objectives of boosting India's trade. It provides a platform to State Governments and UTs for articulating state-oriented perspectives on Trade Policy. It also acts as a platform for Government of India for appraising State Governments and UTs about international developments affecting India's trade. It is an important mechanism for deliberations on trade related issues with industry bodies, associations, export promotion councils, and state and UT Governments.

During the Board of Trade meeting, presentations were made on a variety of subjects such as India's Import / Export Performance, restructuring of the Department of Commerce, FTAs and way forward, States export performance, District as Export Hubs, new proposed Foreign Trade Policy, trade remedial, trade facilitation measures undertaken by customs, Government e-Marketplace, etc.

Ministers from states made interventions in the meeting, giving their state-specific suggestions, and also expressed their support to the central Government initiatives in promoting the external trade.

The meeting was attended by Various State Ministers and other senior officials of key line ministries and States, all major trade and industry bodies, Export Promotion Councils and industry associations.

H. Other Organizations

i. Federation of Indian Export Organisations (FIEO)

The FIEO provides the crucial interface between International Trading community of India with the Central and State Governments, Financial Institutions, Ports, Railways, Surface Transport, and all engaged in Export Trade Facilitation. FIEO directly or indirectly serves the interests of over 200,000 exporters from every Industry and Services sector in the country.

FIEO is registered under the Societies Registration Act, 1860 with its Headquarters in New Delhi, Regional Offices in New Delhi, Mumbai, Chennai and Kolkata, and Chapters in Jaipur, Kanpur, Ludhiana, Ahmedabad, Indore, Hyderabad, Kochi, Bengaluru, Coimbatore, Vijayawada, Bhubaneswar, Ranchi, and Guwahati. FIEO is ISO 9001:2015 certified and ensures uniform and quality service to its members and associates.

ii. Indian Diamond Institute (IDI)

The Indian Diamond Institute (IDI) was established, in 1978 under the Societies Registration Act, 1860 and also under the Bombay Public Trust Act, 1950, with a focus to provide vocational education in the field of Diamond, Gems, and Jewellery. The IDI is sponsored by the Ministry of Commerce & Industry, Government of India and is a project of the Gem & Jewellery Export Promotion Council. The IDI conducts vocational educational level training programmes in the areas of Diamond Manufacturing, Diamond Grading, Jewellery Designing, and Jewellery Manufacturing and Gemmology thereby covering training of the entire spectrum of Gems & Jewellery under one roof. The institute upgrades / imparts the skill to Customs Officials on Gold Appraising, Rough Diamond Sorting, and Diamond Grading aspects. The institute also upgrades the skill of the existing employees of MSME G&J units under skill enhancement scheme of Centre for Entrepreneur

Development (CED), Government of Gujarat. IDI is also recognised as an Anchor Institute Gems & Jewellery by Industries Commissionerate, Government of Gujarat. The institute has recently launched a 3 years programme, "B.Sc. in Jewellery Designing & Manufacturing" affiliated with The Kaushalya Skill University, Government of Gujarat.

iii. National Centre for Trade Information (NCTI)

The "National Centre for Trade Information (NCTI)" has discontinued its activities after the Cabinet in its meeting dated 17th December 2020 had approved the winding up / voluntary liquidation of NCTI. Currently, the NCTI is under liquidation process.

iv. Price Stabilization Fund Trust (PSFT)

The Price Stabilisation Fund Trust was registered on 11th September 2003 as a Public Trust under the Indian Trust Act, 1882 jointly by NABARD and the Department of Commerce, Ministry of Commerce & Industry initially for a period of 10 years to implement the Price Stabilisation Fund scheme launched by the Department of Commerce to alleviate the hardship faced by the growers of coffee, tea, rubber, and tobacco due to continued low prices of these commodities. The Trust was re-registered for a further period of ten years beyond 11th September 2013 i.e., up to 11th September 2023. The activities of PSFT were closed on 31st March 2015.

v. India Brand Equity Foundation (IBEF)

The India Brand Equity Foundation (IBEF) is a Trust established by the Department of Commerce, Ministry of Commerce and Industry, Government of India. The IBEF's primary objective is to promote and create international awareness of Brand India in overseas markets and to facilitate the dissemination of knowledge about Indian products and services. Towards this objective, IBEF works closely with stakeholders across the Government and industry.

The background is a watercolor-style illustration. It features a central white rectangular area framed by a thick, dark green brushstroke border. The background outside this frame is a mix of soft, blended colors including light orange, pale green, and muted blue, suggesting a landscape or sky. The overall style is artistic and hand-drawn.

Chapter 2

GLOBAL ECONOMIC AND TRADE SITUATION

1. GLOBAL ECONOMY

The global economy is still recovering from the shocks of the COVID-19 pandemic and the Russia-Ukraine conflict, amongst others. The recovery is being hampered by multiple factors, including the pandemic's long-term effects, geopolitical tensions, and the growing geo-economic fragmentation. Though the recovery remains slow and uneven, India's resilience has been remarkable. The global economic activity still lags its pre-pandemic trend, particularly in emerging markets and developing economies. The global slowdown witnessed in 2023 is expected to continue in 2024.

- According to the World Economic Outlook (WEO) October 2023 of the International Monetary Fund (IMF), the pace of recovery has moderated after a strong initial rebound from the COVID-19 pandemic. Several adverse risks to global growth remain plausible, which include commodity price volatility amid climate and geo-political shocks, persistence of

inflation, intensifying geo-economic fragmentation, slowdown of China's economic growth, etc. As per IMF WEO October 2023, global growth is projected to slow from 3.5 percent in 2022 to 3.0 percent in 2023 and 2.9 percent in 2024. The projections of the IMF are below the historical (2000-19) average of 3.8 percent. Growth slowdown is more noticeable in advanced economies, especially the euro area than in emerging markets and developing economies.

- The aggregate output of the Advanced Economies (AEs) is expected to grow by 1.5 percent in 2023 and 1.4 percent in 2024, as compared to 2.6 percent in 2022, on account of slower-than-expected growth in the euro area. About 90 percent of advanced economies are likely to see lower growth in 2023 as per IMF. In contrast, the aggregate output of Emerging Markets and Developing Economies (EMDEs) is expected to grow by 4.0 percent in both 2023 and 2024, as compared to 4.1 percent in 2022. The growth projections as per the World Economic Outlook of IMF are as follows:

Global Growth Projections (%)

	Projections			Difference from July 2023 WEO Update	
	2022	2023	2024	2023	2024
World Output	3.5	3.0	2.9	0.0	(-) 0.1
Advanced Economies	2.6	1.5	1.4	0.0	0.0
United States	2.1	2.1	1.5	0.3	0.5
Euro Area	3.3	0.7	1.2	(-) 0.2	(-) 0.3
Emerging Markets and Developing Economies (EMDEs)	4.1	4.0	4.0	0.0	(-) 0.1
Emerging and Developing Asia	4.5	5.2	4.8	(-) 0.1	(-) 0.2
China	3.0	5.0	4.2	(-) 0.2	(-) 0.3
India	7.2	6.3	6.3	0.2	0.0

Source: IMF World Economic Outlook, October 2023

Trend in Global Growth



Source: IMF World Economic Outlook Database, October 2023

Note: *Projections

2. GLOBAL TRADE

- Global trade is witnessing a slowdown, as the global economy continues to face multiple challenges. As per the World Trade Organization (WTO), world merchandise trade volume is expected to grow 0.8 percent in 2023 and 3.3 percent in 2024, as compared to 3.0 percent in 2022. The WTO's current forecast of 0.8 percent growth in the volume of world merchandise trade for 2023 is weaker than the forecast for April 2023. The trade slowdown appears to be broad-based, involving many countries and a wide array of goods, specifically certain categories of manufacture, such as iron and steel, office and telecom equipment, and textiles and clothing. Inflation, high interest rates, US dollar appreciation, and geopolitical tensions are all contributing to the slowdown. There are numerous risks to the forecast, which include a sharper-than-expected slowdown in

China and a resurgence of inflation in advanced economies.

- Trade patterns vary across regions/countries. On the export side, North America is expected to register the strongest growth of 3.6 percent in 2023, followed by the Commonwealth of Independent States (CIS) at 3.0 percent. Most other regions are expected to see modest export growth, except Africa, where exports are expected to contract by 1.5 percent. On the import side, the CIS is expected to record the strongest import growth of 25 percent, followed by the Middle East (12.5 percent) and Africa (5.1 percent). Other regions are expected to see modest declines. In 2024, export and import volumes are expected to register growth in all regions except for the CIS, where imports are expected to decline after a strong rebound in 2023.
- Trade growth across major regions of the world in 2023 and 2024 projected by WTO is as below:

Merchandise Trade Volume Growth

(Annual % change)

	2019	2020	2021	2022	2023*	2024*
World Merchandise Trade Volume	0.4	(-) 5.0	9.6	3.0	0.8	3.3
Exports						
North America	0.4	(-) 8.9	6.5	4.2	3.6	2.7
South and Central America	(-) 1.6	(-) 4.9	6.5	2.2	1.7	0.6
Europe	0.4	(-) 7.7	8.0	3.4	0.4	2.2
CIS	0.0	(-) 1.0	(-) 1.8	(-) 4.5	3.0	1.9
Africa	0.1	(-) 6.8	5.2	(-) 0.8	(-) 1.5	4.1
Middle East	(-) 1.0	(-) 6.5	(-) 0.4	7.7	2.0	3.8
Asia	0.8	0.6	13.1	0.4	0.6	5.1
Imports						
North America	(-) 0.6	(-) 5.9	12.5	6.0	(-) 1.2	2.2
South and Central America	(-) 2.0	(-) 10.5	26.2	3.6	(-) 1.0	3.3
Europe	0.2	(-) 7.2	8.5	5.7	(-) 0.7	1.6
CIS	8.5	(-) 5.4	10.3	(-) 5.5	25.0	(-) 4.0
Africa	4.4	(-) 15.2	8.3	6.3	5.1	3.1
Middle East	11.4	(-) 9.0	12.8	13.7	12.5	4.6
Asia	(-) 0.5	(-) 0.8	10.6	(-) 0.5	(-) 0.4	5.8

Source: WTO press release dated 5th October 2023

Note: *Projections

3. INDIA'S TRADE VIS-À-VIS OTHER ECONOMIES

The table below compares the exports (merchandise + services) growth in selected economies, namely Australia, Brazil, Canada, China,

India, Japan, Korea, the UK, and the USA. Export growth exhibited a mixed trend in all these economies, except the UK, where the growth has been positive since January 2023, and Korea, where the growth has been negative since January 2023, as per WTO data.

Total Exports: Month-Wise Year-On-Year Growth (%)

Period	Australia	Brazil	Canada	China	India	Japan	Korea, Republic of	UK	USA
January 2023	14.7	17.2	8.8	-11.8	12.3	-3.0	-16.5	10.4	11.6
February 2023	9.5	-9.8	0.1	-1.6	10.2	-4.0	-8.1	9.5	7.0
March 2023	5.3	11.4	-7.7	13.5	1.2	-3.5	-13.3	10.2	4.6
April 2023	-8.9	-5.3	-7.1	6.8	-5.1	3.2	-14.6	8.2	-2.6
May 2023	-8.0	10.2	-10.1	-7.0	-3.3	-1.0	-13.1	10.3	-2.5
June 2023	-16.0	-8.6	-12.5	-12.4	-10.1	-0.1	-6.5	12.2	-3.9
July 2023	-4.2	-3.1	-7.4	-14.2	-3.0	1.1	-14.8	9.0	-4.2
August 2023	-9.5	2.8	-2.2	-9.8	5.6	-3.8	-8.2	3.3	-1.6
September 2023	NA	1.4	1.4	-7.3	-2.6	3.5	-4.7	2.9	0.2

Source: WTO Database

Note: The growth rate of a particular month is calculated vis-à-vis same month of the previous year

The table below compares the imports (merchandise + services) growth in selected economies, namely Australia, Brazil, Canada, China, India, Japan, Korea, the UK, and the USA. Imports

growth exhibited a mixed trend in all these economies since January 2023. For India, import growth has been negative since February 2023, as per WTO data.

Total Imports: Month-Wise Year-On-Year Growth (%)

Period	Australia	Brazil	Canada	China	India	Japan	Korea, Republic of	UK	USA
January 2023	20.5	3.6	13.5	-18.3	2.9	4.1	-1.3	2.3	4.3
February 2023	-6.7	-7.0	6.3	7.1	-0.5	-3.0	4.6	0.5	-0.3
March 2023	-9.3	-0.9	-4.3	2.6	-0.8	-2.0	-4.2	-5.4	-9.1
April 2023	-6.5	-7.0	-7.1	-4.3	-13.0	-5.3	-11.7	-1.3	-7.0
May 2023	0.5	-10.5	-0.1	0.4	-4.4	-9.9	-10.9	7.7	-7.0
June 2023	-9.6	-16.8	-3.6	-4.0	-14.2	-11.0	-8.6	3.7	-9.4
July 2023	-1.1	-14.7	-4.5	-8.7	-14.3	-12.0	-19.5	8.1	-6.0
August 2023	-11.7	-17.8	-4.0	-2.9	-2.5	-19.4	-20.0	1.4	-6.6
September 2023	NA	-17.5	-1.9	-3.4	-14.1	-14.0	-11.8	4.9	-5.4

Source: WTO Database

Note: The growth rate of a particular month is calculated vis-à-vis same month of the previous year

Chapter 3

TRENDS IN INDIA'S FOREIGN TRADE

1. OVERVIEW

- India's overall (Merchandise + Services) exports reached an all-time high of US\$ 776.40 billion in 2022-23 as against US\$ 676.53 billion in 2021-22, registering a positive growth of 14.76 percent. For the period April-December 2023* overall exports were estimated at US\$ 565.04 billion.
- Overall imports in 2022-23 were recorded at US\$ 898.01 billion, an increase of 18.15 percent over the same period last year. For the period

April-December 2023,* overall imports were estimated at US\$ 634.39 billion as against US\$ 683.93 billion during April-December 2022, registering a negative growth of (-) 7.24 percent.

- Overall trade deficit in 2022-23 was US\$ 121.62 billion. Overall trade deficit improved during the period April-December 2023* at US\$ 69.34 billion as against the deficit of US\$ 108.13 billion during April-December 2022.
- Trends in overall Exports, Imports, and Trade Balance in the last ten years are indicated in the figure below:

India's Overall (Merchandise & Services) Trade in the last 10 years



Source: DGCI&S, RBI database, and RBI Press Releases

*Note: The latest data for the services sector released by RBI is for November 2023. The data for December 2023 is an estimation, which will be revised based on RBI's subsequent release. (ii) Data for April-December 2022 and April-September 2023 has been revised on pro-rata basis using quarterly balance of payments data.

2. INDIA'S MERCHANDISE TRADE

- Highest ever merchandise exports of US\$ 451.07 billion was achieved in 2022-23. Merchandise exports were US\$ 317.12 billion during April-December 2023(P) as compared to US\$ 336.30 billion during April-December 2022.
- Merchandise imports increased by 16.79 percent from US\$ 613.05 billion in 2021-22 to US\$ 715.97 billion in 2022-23. Imports during April-December 2023(P) stood at US\$ 505.15 billion, a decline of 7.93 percent compared to

US\$ 548.64 billion during April-December 2022.

- The trade deficit in 2022-23 was US\$ 264.90 billion as against the deficit of US\$ 191.05 billion in 2021-22. In April-December 2023(P), the trade deficit declined to US\$ 188.02 billion from US\$ 212.34 billion in April-December 2022.
- Trends in Merchandise Exports, Imports, and Trade Balance in the last ten years are given in the table below.

Merchandise Trade

(Values in US\$ billion)

S. No.	Year	Exports	Growth %	Imports	Growth %	Trade Balance
1	2013-14	314.41	4.66	450.20	-8.26	-135.79
2	2014-15	310.34	-1.29	448.03	-0.48	-137.69
3	2015-16	262.29	-15.48	381.01	-14.96	-118.72
4	2016-17	275.85	5.17	384.36	0.88	-108.50
5	2017-18	303.53	10.03	465.58	21.13	-162.05
6	2018-19	330.08	8.75	514.08	10.42	-184.00
7	2019-20	313.36	-5.06	474.71	-7.66	-161.35
8	2020-21	291.81	-6.88	394.44	-16.91	-102.63
9	2021-22	422.00	44.62	613.05	55.43	-191.05
10	2022-23	451.07	6.89	715.97	16.79	-264.90
	April-December 2023 (P)	317.12	-5.70	505.15	-7.93	-188.02

Source: DGCI&S, P stands for provisional

3. INDIA'S SERVICES TRADE

- Services exports lead the overall growth in exports in 2022-23 and set a new record of US\$ 325.33 billion with a growth rate of 27.82 percent over 2021-22 (US\$ 254.53 billion). Services exports were expected to grow by 3.52 percent during April-December 2023* (US\$ 247.92 billion) over April-December 2022 (US\$ 239.50 billion).
- Services imports were US\$ 182.05 billion in 2022-23 as compared to US\$ 147.01 billion in

2021-22, an increase of 23.83 percent. Services imports were estimated at US\$ 129.24 billion during April-December 2023* as compared to US\$ 135.29 billion during April-December 2022, a decline of (-) 4.47 percent.

- A trade surplus of US\$ 143.28 billion was generated in services trade in 2022-23. Services trade surplus in April-December 2023* is estimated at US\$ 118.68 billion.
- Trends in Services Exports, Imports, and Trade Balance in the last ten years are given in the table below.

Services Trade

(Values in US\$ billion)

S. No.	Year	Exports	Growth %	Imports	Growth %	Net of Services
1	2013-14	151.81	4.21	78.75	-2.50	73.07
2	2014-15	158.11	4.15	81.58	3.59	76.53
3	2015-16	154.31	-2.40	84.63	3.75	69.68
4	2016-17	164.20	6.41	95.85	13.25	68.34
5	2017-18	195.09	18.81	117.53	22.61	77.56
6	2018-19	208.00	6.62	126.06	7.26	81.94
7	2019-20	213.19	2.50	128.27	1.75	84.92
8	2020-21	206.09	-3.33	117.52	-8.38	88.57
9	2021-22	254.53	23.50	147.01	25.09	107.52
10	2022-23	325.33	27.82	182.05	23.83	143.28
	April-December 2023*	247.92	3.52	129.24	-4.47	118.68

Source: RBI database and RBI Press Releases

*Note: The latest data for the services sector released by RBI is for November 2023. The data for December 2023 is an estimation, which will be revised based on RBI's subsequent release. (ii) Data for April-December 2022 and April-September 2023 has been revised on pro-rata basis using quarterly balance of payments data.

4. MAJOR COMMODITIES OF EXPORT AND IMPORT

Exports of Top 10 Commodities in 2022-23

(Values in US\$ billion)

Rank	Commodity	2021-22	2022-23	Apr-Nov 2023(P)	Growth % in 2022-23 over 2021-22	Share %
1	Petroleum products	67.47	97.47	55.20	44.46	21.61
2	Pearl, precious, semi-precious stones	27.68	25.23	12.98	-8.84	5.59
3	Drug formulations, biologicals	19.00	19.46	14.01	2.41	4.31
4	Iron and steel	22.91	13.40	7.53	-41.51	2.97
5	Telecom instruments	7.38	12.85	10.15	74.19	2.85
6	Gold and other precious metal jewellery	11.06	12.35	8.29	11.72	2.74
7	Electric machinery and equipment	10.35	10.96	8.11	5.92	2.43
8	Products of iron and steel	8.79	9.77	6.39	11.19	2.17
9	Organic chemicals	10.95	9.64	4.78	-11.93	2.14
10	RMG cotton incl. accessories	9.04	9.33	5.00	3.18	2.07
	Total	422.00	451.07	278.67	6.89	100

Data Source: DGCI&S, Kolkata, P stands for provisional

Imports of Top 10 Commodities in 2022-23

(Values in US\$ billion)

Rank	Commodity	2021-22	2022-23	Apr-Nov 2023(P)	Growth % in 2022-23 over 2021-22	Share %
1	Petroleum: crude	122.45	162.21	88.45	32.47	22.66
2	Coal, Coke, and Briquettes, etc.	31.72	49.74	25.84	56.8	6.95
3	Petroleum products	39.36	47.21	25.21	19.95	6.59
4	Gold	46.17	35.02	32.93	-24.15	4.89
5	Pearl, precious, semi-precious stones	31.01	30.70	15.23	-0.99	4.29
6	Electronics components	25.94	25.13	21.42	-3.13	3.51
7	Vegetable oils	18.99	20.84	10.53	9.72	2.91
8	Organic chemicals	17.77	18.35	9.97	3.26	2.56
9	Plastic raw materials	14.99	17.88	11.43	19.32	2.50
10	Iron and steel	12.61	17.72	12.35	40.48	2.47
	Total	613.05	715.97	446.89	16.79	100

Data Source: DGCI&S, Kolkata, P stands for provisional

5. MAJOR EXPORT DESTINATIONS AND IMPORT SOURCES

Top 10 Export Destinations of India in 2022-23

(Values in US\$ billion)

Rank	Country	2021-22	2022-23	Apr-Nov 2023(P)	Growth % in 2022-23 over 2021-22	Share %
1	U.S.A	76.18	78.55	50.33	3.11	17.41
2	UAE	28.04	31.61	20.77	12.71	7.01
3	Netherlands	12.55	21.62	13.48	72.32	4.79
4	China	21.26	15.33	10.28	-27.90	3.40
5	Bangladesh	16.16	12.22	7.01	-24.39	2.71
6	Singapore	11.15	11.99	7.86	7.55	2.66
7	UK	10.50	11.46	8.35	9.13	2.54
8	Saudi Arabia	8.76	10.73	7.08	22.48	2.38
9	Germany	9.88	10.14	6.29	2.55	2.25
10	Indonesia	8.47	10.03	4.44	18.32	2.22
	Total	422.00	451.07	278.67	6.89	100

Data Source: DGCI&S, Kolkata, P stands for provisional

Top 10 Import Sources of India in 2022-23

(Values in US\$ billion)

Rank	Country	2021-22	2022-23	Apr-Nov 2023(P)	Growth % in 2022-23 over 2021-22	Share %
1	China	94.57	98.51	68.01	4.16	13.76
2	UAE	44.83	53.23	27.83	18.73	7.44
3	U.S.A	43.31	50.86	28.95	17.43	7.10
4	Russia	9.87	46.21	40.49	368.21	6.45
5	Saudi Arabia	34.10	42.04	20.46	23.27	5.87
6	Iraq	31.93	34.39	19.09	7.70	4.80
7	Indonesia	17.70	28.82	15.40	62.80	4.03
8	Singapore	18.96	23.60	14.53	24.43	3.30
9	Republic of Korea	17.48	21.23	14.41	21.46	2.96
10	Australia	16.76	19.01	11.15	13.46	2.66
	Total	613.05	715.97	446.89	16.79	100

Data Source: DGCI&S, Kolkata, P stands for provisional

6. INDIA AND GLOBAL TRADE PERFORMANCE

- Globally, India's share in merchandise exports has increased from 1.68 percent in Calendar Year (CY) 2014 to 1.85 percent in CY 2022 with a change of 0.17 percent. The services exports share has experienced an impressive change of

1.3 percent, increasing from 3 percent in 2014 to 4.3 percent in 2022. On the import side, our share in merchandise imports has increased marginally from 2.4 percent in CY 2014 to 2.9 percent in CY 2022 showing a change of 0.5 percent, whereas services imports share has increased from 2.5 percent in CY 2014 to 3.8 percent in CY 2022 showing a change of 1.3 percent.



Source: Trade Map & UNCTAD

- The UNCTAD projection for global trade in 2023 (January to December) indicated a decline in global trade by (-) 4.5 percent, a decline in merchandise trade by (-) 7.5 percent, and an increase in services trade by 7.0 percent. India's export performance seems to be progressing well overall, growing by 0.4 percent from January to December 2023. Compared to

UNCTAD's global trade estimates, the fall in India's merchandise exports has been less at (-) 4.7 percent from January to December 2023, while the estimates of rise in services exports have been more rapid, at 7.9 percent from the same period. India is currently performing much better in trade compared to estimates globally.

Chapter 4

FOREIGN TRADE POLICY, EXIM TRADE AND MAJOR SCHEMES

1. INTRODUCTION

Foreign Trade Policy (FTP) 2015-20 was superseded by Foreign Trade Policy 2023 effective from 1st April 2023. The new FTP 2023 lays down the blueprint to integrate India with the global markets and make it a reliable and trusted trade partner. The policy contains FTP Statement, The Handbook of Procedures, Appendices and Aayat-Niryat forms. While the FTP Statement lays down the policy / schemes for import & export, Handbook of Procedures notifies the procedure to be followed (by an exporter or importer or by the licensing / regional authority or by any authority) for purpose of implementing the provisions of Foreign Trade Policy. The procedures are contained in the following documents:

- Handbook of Procedures
- Appendices & Aayat Niryat Forms
- Standard Input Output Norms (SION)

The new FTP 2023 is focused on enabling an ecosystem to support the philosophy of 'Aatmanirbhar Bharat' and Local goes Global. FTP 2023 also brings out the need for a collaborative partnership with State Governments to build and encourage export promotion at the district level through awareness, capacity building, outreach, and infrastructure upgradation.

2. FOREIGN TRADE POLICY OBJECTIVE

Various initiatives undertaken by DGFT and the Department of Commerce to boost exports from India are guided by the ideals, principles and policies enumerated by the Hon'ble Prime Minister of India. These initiatives include opening new sectors for FDI, improving the business environment, removing regulatory barriers, recognizing startups, and introducing schemes like the Production Linked Incentive Scheme to enhance production and productivity, attract investments and create jobs. As a result of its focused efforts, India has achieved the highest ever exports of over US\$ 776 billion in 2022-23.

The aim of the new FTP 2023 initiatives is to build a predictable and equitable environment; promote best and sustainable trade practices; provide deeper, wider, and more value-added penetration in the global market; and improve efficiency and ease of doing business by reducing transaction costs, and becoming an integral part of the global value chain.

To achieve this, particular emphasis is being given to technological upgradation, expanding logistics infrastructure, continued digital transformation,

re-skilling and up-skilling of the workforce, providing high significance to digital commerce, improving women's representation, and supporting small and medium enterprises, unorganized sector and backward regions of the country, including, Northeast and hilly regions, by adopting a coordinated approach at district, state and national levels for the global market and for optimum output.

Even though technological upgradation is the key in most high-value, growth-oriented sectors, in certain traditional employment-oriented sectors emphasis is on minimalist or incremental technological intervention in production techniques without disturbing the traditional ecosystem with high sensitivity and respect towards the historical, cultural, and ethnic values of the artisans and tribal people especially in the North-East Region, backward areas and other hill states. The policy also intends to integrate many initiatives undertaken by the State Governments and various other Departments of the Government of India towards export promotion which will help in setting a robust foundation to achieve its strategic vision of becoming an export hub globally.

3. MAJOR SCHEMES

A. Remission of Duties and Taxes on Exported Products (RoDTEP):

- Scheme for Remission of Duties and Taxes on Exported Products (RoDTEP) creates a mechanism for reimbursement of taxes / duties / levies, which are currently not being refunded under any other mechanism, at the central, state, and local levels, but which are incurred in the process of manufacture and distribution of exported products. A major component of such taxes is electricity duty and VAT on fuels used in transportation / distribution.
- The RoDTEP Scheme is being implemented by the Central Board of Indirect Taxes and Customs (CBIC), Department of Revenue in an end-to-end IT environment.
- The schedule of eligible export items under RoDTEP is notified under Appendix 4R which contains 10,610 eligible export items (HS lines at 8-digit level) and their corresponding rates of remission. The list has been harmonized with the new CTH lines with effect from May 2023.
- RoDTEP scheme operates under a budgetary framework and Rs. 15,070 crores have been allocated for implementing the scheme in FY 2023-24. Under RoDTEP scheme, from 1st January 2021 till 31st March 2023, the benefit of Rs. 27, 018 crores has been granted to the exporters.

- The RoDTEP scheme has been extended for exports made from 1st October 2023 to 30th June 2024.

B. Merchandise Exports from India Scheme (MEIS) and Service Exports from India Scheme (SEIS)

- Merchandise Exports from India Scheme (MEIS) for export of specified goods to specified

markets and Service Exports from India Scheme (SEIS) for increasing exports of notified services were introduced under Foreign Trade Policy 2015-20.

- The following table shows the details of the issuance of scrips under MEIS and SEIS along with the value of scrips during FY 2022-23 and FY 2023-24 (From April 2023 up to October 2023):

Export Promotion Schemes		FY 2022-23	FY 2023-24 (upto Oct '23)
Merchandise Exports from India Scheme (MEIS)	Number of Scrips	16,509	362
	Value of Scrips (Rs. crores)	1,201.19	68.84
Service Exports from India Scheme (SEIS)	Number of Scrips	3,382	1,140
	Value of Scrips (Rs. crores)	2,600.52	649.66

C. Other Export Promotion Schemes Under Earlier Foreign Trade Policies

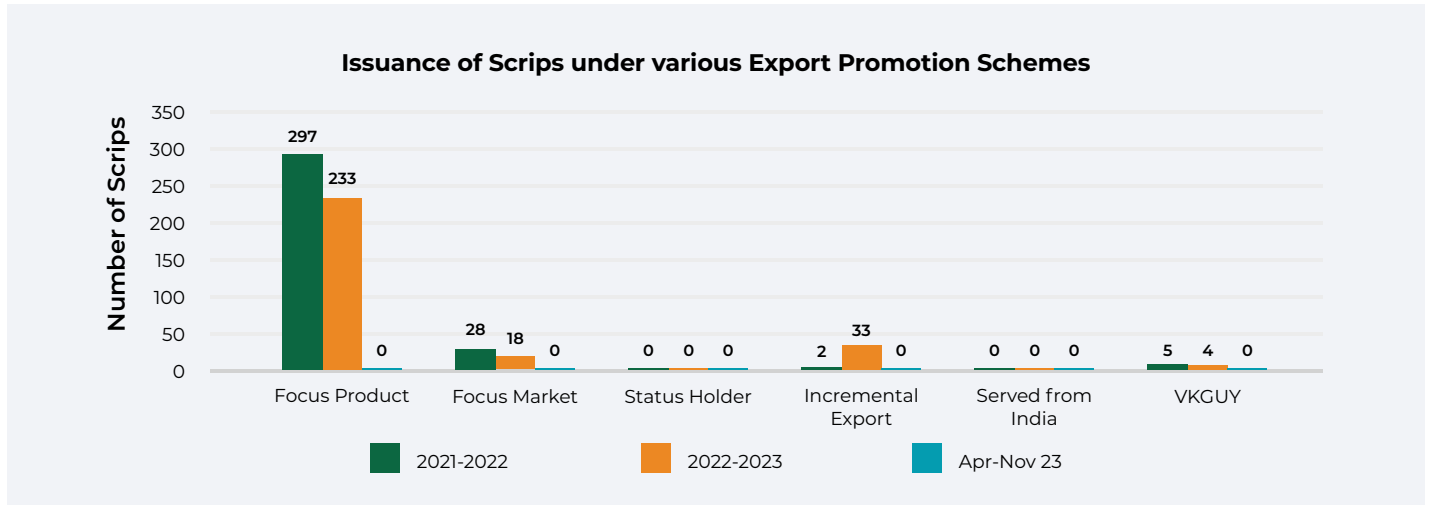
Scrips are also issued under various schemes viz. (i) Focus Product Scheme (FPS), (ii) Focus Market Scheme (FMS), (iii) Vishesh Krishi and Gram Udyog Yojna (VKGUY), (iv) Incremental Export Incentive

Scheme, (v) Served from India Scheme and (vi) Status Holder Incentive Scrip (SHIS). The details of the issuance of scrips under various export promotion schemes along with the value of scrips and FOB value of exports during 2021-22, 2022-23 and April-November 2023-24 are given in the following table:

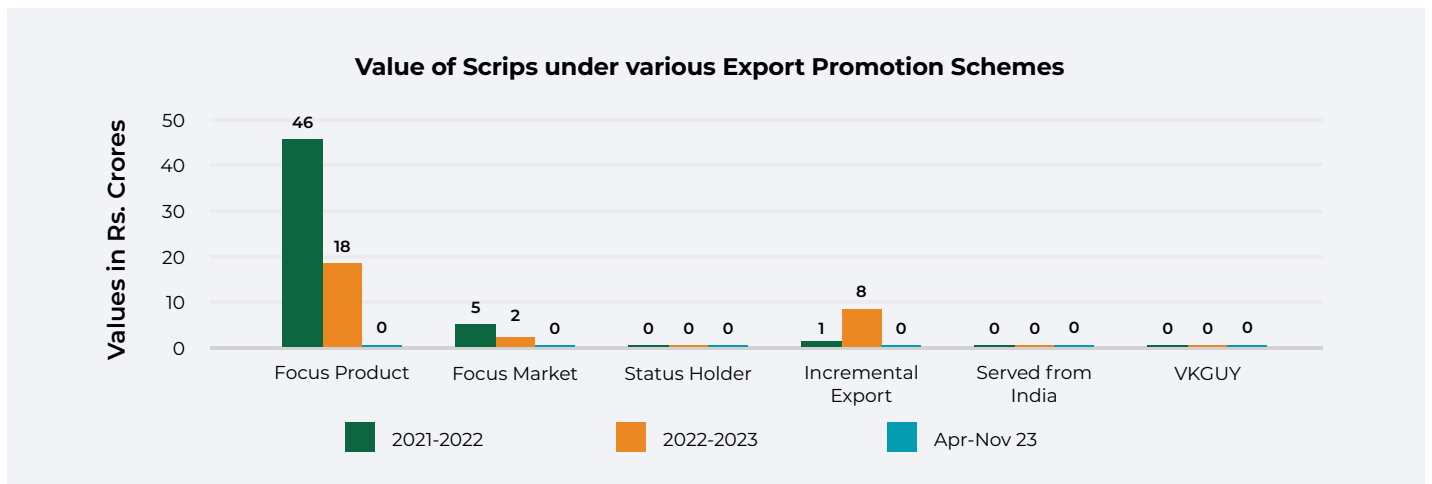
(Values in Rs. crores)

Export Promotion Schemes		2021-22	2022-23	Apr-Nov 2023-24
Focus Market Scheme (FMS)	Number of Scrips	28	18	0
	Value of Scrips	5	2	0
	FOB value of Exports	138	46	0
Focus Product Scheme (FPS)	Number of Scrips	297	233	0
	Value of Scrips	46	18	0
	FOB value of Exports	1387	548	0
Vishesh Krishi & Gram Udyog Yojna (VKGUY)	Number of Scrips	5	4	0
	Value of Scrips	0	0	0
	FOB value of Exports	4	3	0
Served From India Scheme (SFIS)	Number of Scrips	0	0	0
	Value of Scrips	0	0	0
Status Holder Incentive Scrip (SHIS)	Number of Scrips	0	0	0
	Value of Scrips	0	0	0
Incremental Export Incentivisation Scheme (IEIS)	Number of Scrips	2	33	0
	Value of Scrips	1	8	0

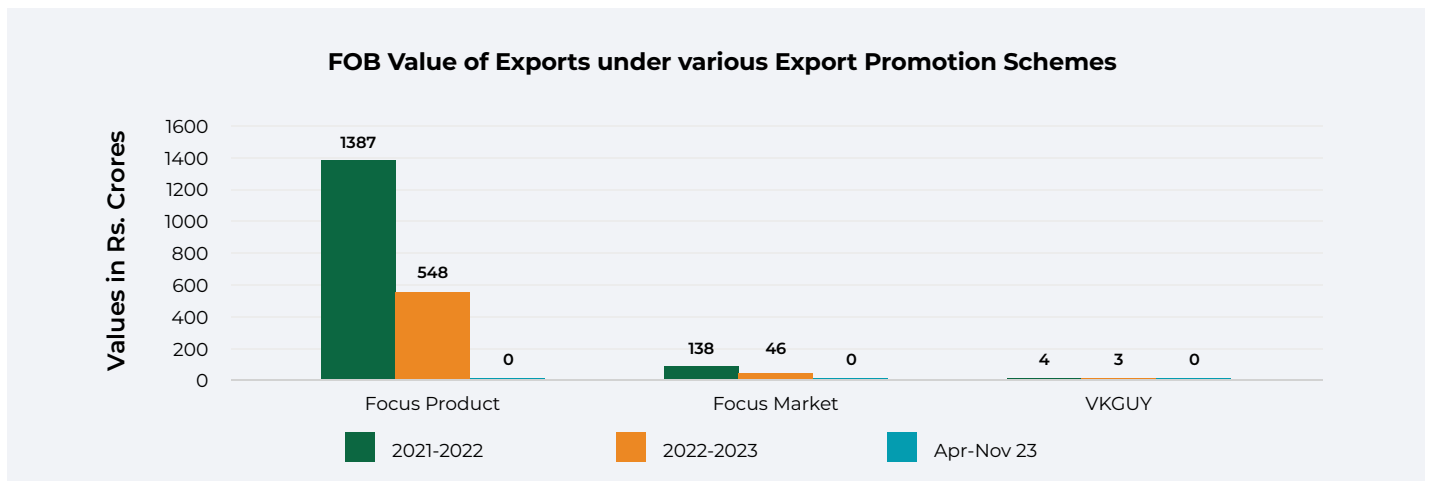
The following figure depicts the number of scrips issued under various export promotion schemes during 2021-22, 2022-23 and April-November 2023-24



The following figure depicts the value of scrips issued under various export promotion schemes during 2021-22, 2022-23 and April-November 2023-24



The following figure depicts the FOB value of exports under various export promotion schemes during 2021-22, 2022-23 and April-November, 2023-24.



D. Duty Remission Schemes

Duty neutralization / remission schemes are based on the principle and the commitment of the Government that “Goods and Services are to be exported and not the Taxes and Levies”. The purpose is to allow duty free import / procurement of inputs or to allow replenishment either for the inputs used or the duty component on inputs used. A brief of these schemes is given below:

i. Advance Authorization (AA) Scheme

Advance Authorization (AA) is a WTO compliant duty exemption scheme detailed under Chapter 4 of the New Foreign Trade Policy (FTP) 2023. AA scheme allows duty free import of inputs, which are physically incorporated or used in the making of the export product. Under the AA scheme, all import duties on inputs, such as Basic Customs duty, IGST, Cess, Anti-dumping duty etc., are exempted. Also, local procurement of inputs in place of direct imports is allowed under AA wherein IGST for input supplies are refunded. The required quantity of inputs is calculated based on Standard Input Output Norms (SION). AA is used where an applicant generally imports first and then uses the imported inputs in his exports. However, authorization holders can import the inputs on a replenishment basis also.

All manufacturer exporters and merchant exporters tied to supporting manufacturers are eligible to avail AA. The inputs need to be imported within the validity of AA, which is usually 12 months from the date of issue of AA. The exports are to be completed usually within 18 months from the date of issue of AA. 15% value addition (lower for the G&J Sector) is to be maintained under this scheme. Proof of exports needs to be submitted to regional authorities of DGFT along with proof of realized payment in foreign currency after the completion of exports for the redemption of AA and RA issues Export Obligation Discharge Certificate (EODC).

The Scheme is more trade friendly in the sense that it grants upfront exemption from the payment of the customs duties & IGST at the time of import of inputs to the exporter. Thus, it ensures no blocking of working capital as it provides for an upfront exemption.

ii. Duty Free Import Authorization (DFIA)

Under the DFIA Scheme operational from 1st May 2006, Duty Free Import Authorization shall be issued on a post export basis for products for which

Standard Input Output Norms (SION) have been notified once the export is completed. One of the objectives of the scheme is to facilitate the transfer of the authorization or the inputs imported as per SION after exports are completed. Provisions of the DFIA Scheme are like the Advance Authorization scheme. Minimum value addition of 20% is required under the scheme. For items where higher value addition has been prescribed under Advance Authorization in the Appendix, the same value addition shall be applicable for DFIA also. Pre-export DFIA has been discontinued in FTP 2015-2020.

iii. Schemes for Gems & Jewellery Sector

Gems & Jewellery exports constitute a major portion of our total merchandise exports. It is an employment-oriented sector. Exports from this sector suffered significantly on account of the global economic slowdown. Duty free import / procurement of precious metal (Gold / Silver / Platinum) from the nominated agencies is allowed either in advance or as replenishment. Duty Free Import Authorisation Scheme shall not be available for the Gems and Jewellery Sector. The Schemes for Gems and Jewellery Sector are as follows:

- Advance Procurement / replenishment of Precious Metals from Nominated Agencies
- Replenishment Authorisation for Gems
- Replenishment Authorisation for Consumables
- Advance Authorisation for Precious Metals

Given the demand raised by the industry, findings like posts, push backs, and locks which help in collating the jewellery pieces together, containing gold of 3 carats and above up to a maximum limit of 22 carats have also been allowed under the duty exemption scheme.

To prevent its misuse, the Advance Authorisation scheme for the import of precious metals for exports of gold medallions and coins and fully mechanized jewellery has been discontinued.

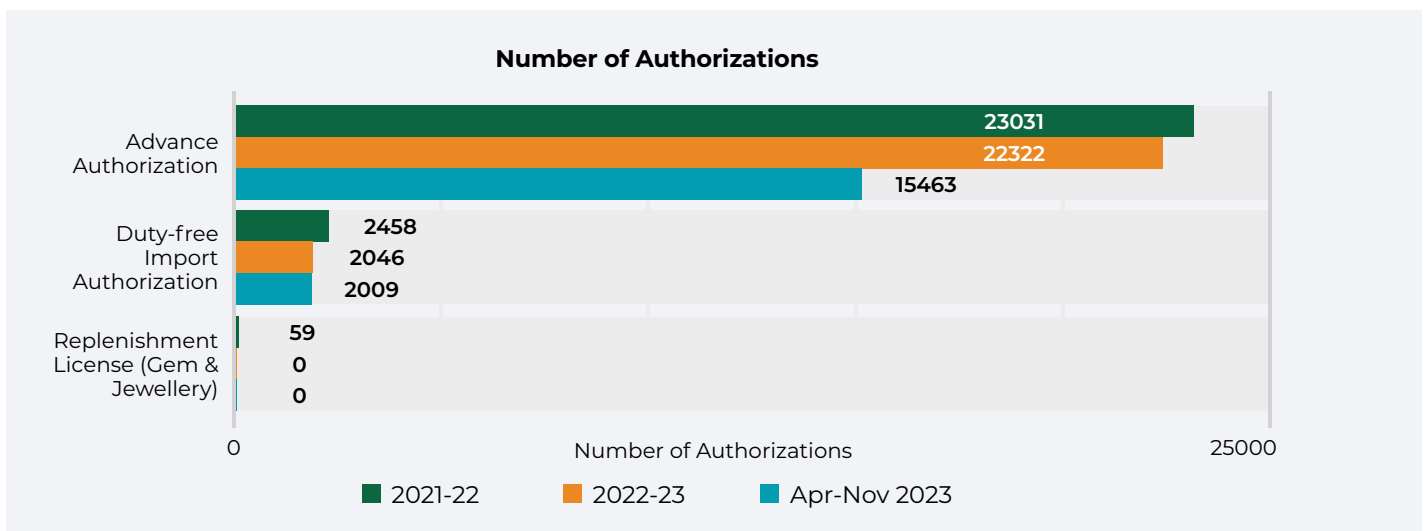
Issuance of Authorization under Duty Remission Schemes

Authorizations are issued under various schemes, viz., Advance Authorization, Duty Free Import Authorization (DFIA) and Replenishment License (Gems & Jewellery). Details of the number of authorizations issued, CIF value of imports and FOB value of exports under various schemes during 2021-22, 2022-23 and April-November, 2023-24 are given in the following table:

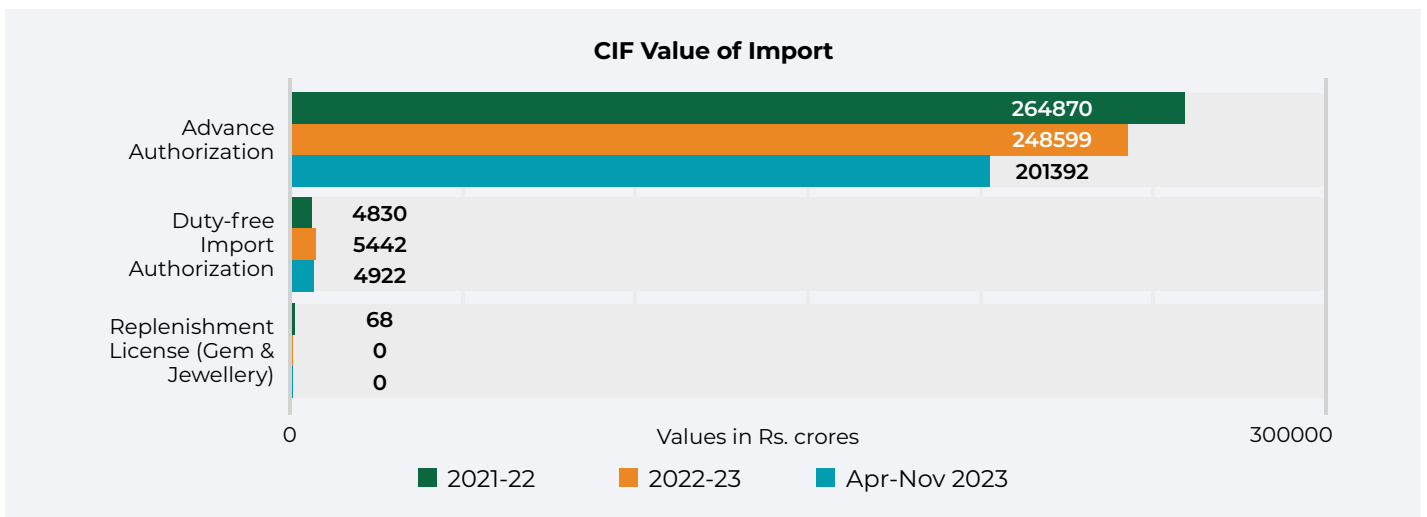
(Values in Rs. crores)

Duty Remission Schemes		2021-22	2022-23	April-Nov 2023-24
Advance Authorization	Number of Authorization	23,031	22,322	15,463
	CIF Value of Imports	2,64,870	2,48,599	2,01,392
	FOB Value of Exports	3,95,094	5,01,528	3,51,510
Duty-free Import Authorization (DFIA)	Number of Authorization	2,458	2,046	2,009
	CIF Value of Imports	4,830	5,442	4,922
	FOB value of Exports	9,129	7,277	5,828
Replenishment License (Gem & Jewellery)	Number of Authorization	59	0	0
	CIF Value of Imports	68	0	0
	FOB value of Exports	429	0	0

The following figure depicts the number of authorizations issued under various export promotion schemes during 2021-22, 2022-23 and April-November 2023-24.

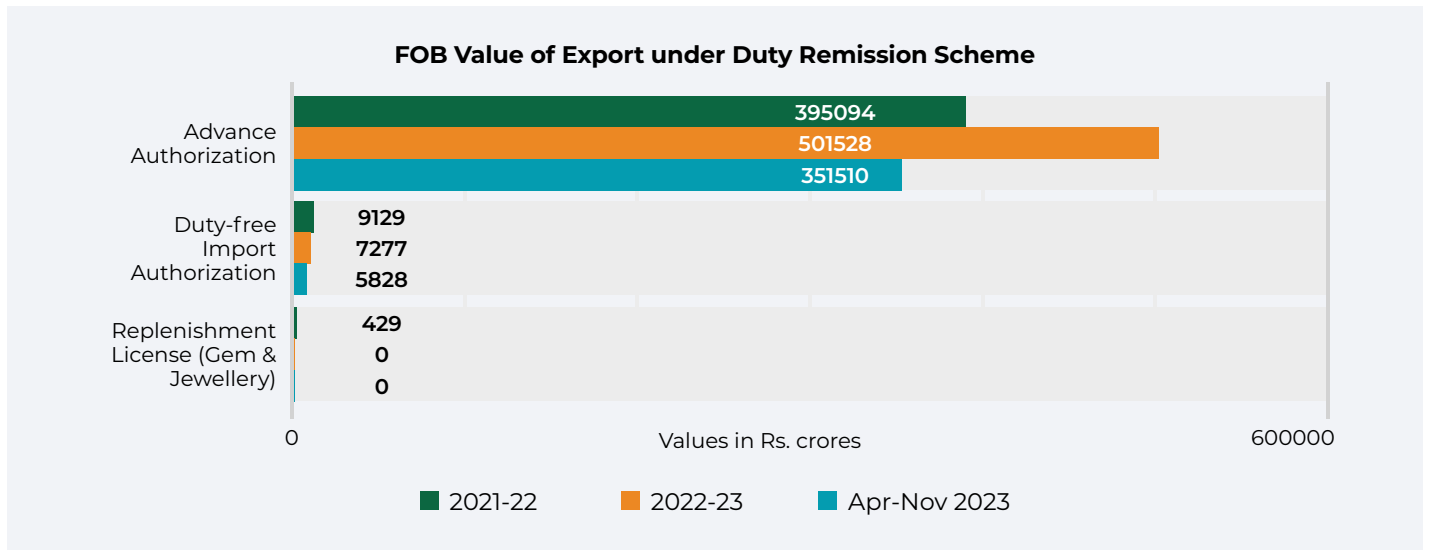


The following figure depicts the CIF value of import under various export promotion schemes during 2021-22, 2022-23 and April-November 2023-24.



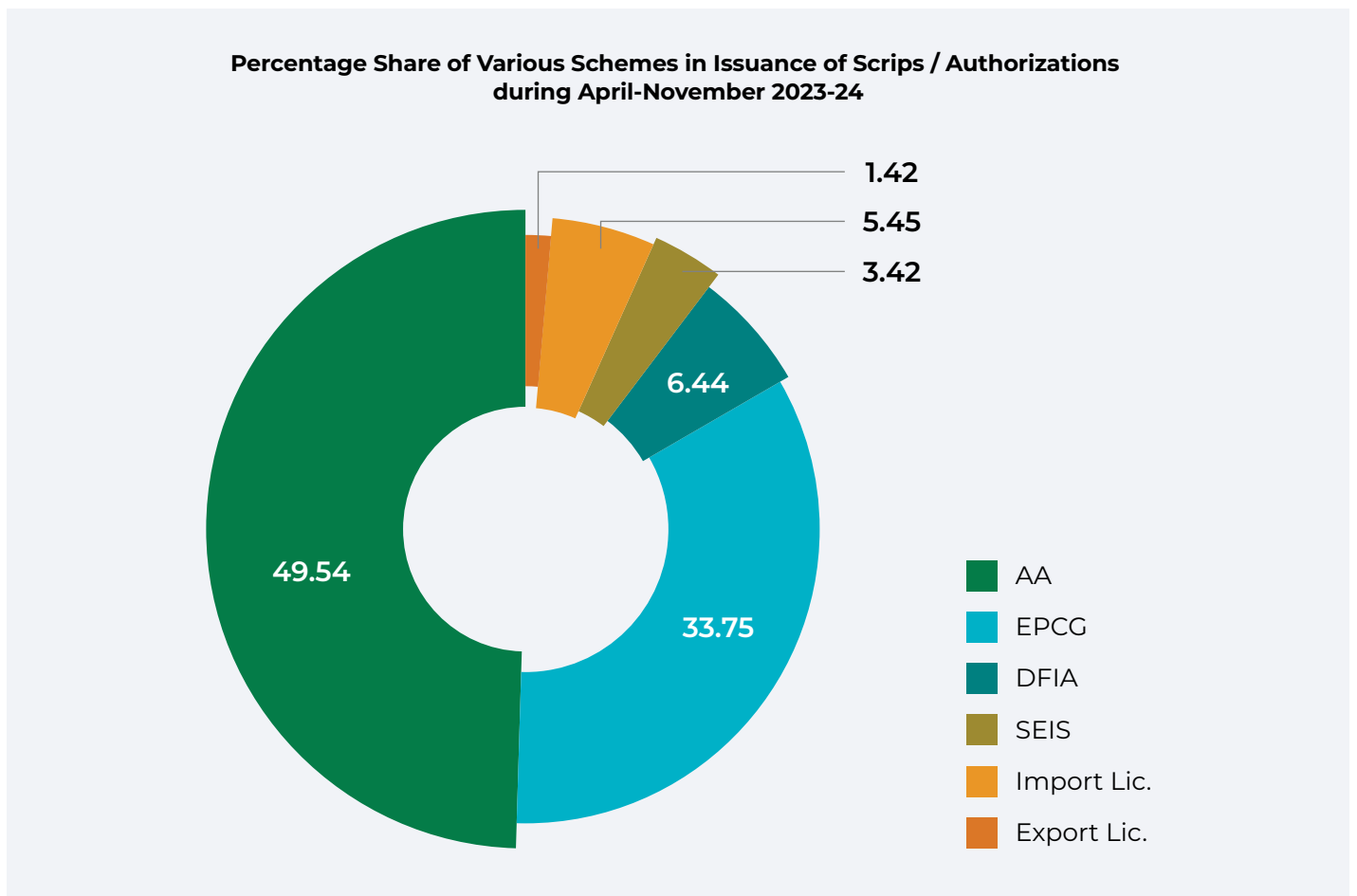
The following figure depicts the FOB value of export under various export promotion schemes during

2021-22, 2022-23 and April-November 2023-24.



The following figure depicts the percentage share of various export promotion schemes in issuance of total number of scrips during April-November,

2023-24. It shows that the highest share of 49.54% scrips was issued under AA Scheme during April-November 2023-24 followed by EPCG scheme with 33.75%.



E. Interest Equalization Scheme on Pre & Post-shipment Rupee Export Credit

The Interest Equalization Scheme has been formulated to give the benefit in the interest rates being charged by the banks to the exporters on their Pre and Post Shipment Rupee Export Credits. The scheme was launched w.e.f. 1st April 2015 for 5 years and later extended, from time to time, by the Cabinet approval till 30th June 2024 for enabling Indian manufacturer exporters to be globally competitive by getting access to credits at rates comparable to peer countries. The broad objective of the scheme is to provide exporters with an economical source of rupee credit for pre-shipment and post-shipment activities.

The rate of Interest Equalization @ 2 percent per annum is available on Pre and Post Shipment Rupee Export Credit for 410 identified tariff lines at 4-digit ITC HS (Indian Trade Classification Harmonised System) code level for all Manufacturers and Merchant Exporters, and @ 3 percent per annum for all the MSME manufacturers exporting under any HS line. The scheme facilitates the identified export sectors to be internationally competitive and to achieve a higher level of export performance.

The scheme is implemented through RBI. The exporters eligible under the scheme can opt to avail upfront benefit of interest subvention from the bank. Thereafter, the amount given as a subvention interest rate to the exporters is reimbursed to the RBI by DGFT / Department of Commerce for its onward release to the concerned Scheduled Commercial Banks and Urban Cooperative Banks.

F. Export Promotion of Capital Goods (EPCG) Scheme

The objective of the EPCG Scheme is to facilitate the import of capital goods for producing quality goods and services and enhance India's manufacturing competitiveness. EPCG Scheme allows the import of capital goods (except those specified in the negative list in Appendix 5 F) for pre-production, production, and post-production at zero customs duty. Capital goods imported under EPCG Authorisation for physical exports are also exempt from IGST and Compensation Cess. The Authorisation holder may also procure Capital Goods from indigenous sources in accordance with provisions of paragraph 5.07 of FTP. Authorisation shall be valid for import for 24 months from the date of issue of Authorisation.

Capital goods for the EPCG scheme shall include:

- Capital Goods as defined in Chapter 11 including in CKD / SKD condition thereof;
- Computer systems and software which are a part of the Capital Goods being imported;

- Spares, moulds, dies, jigs, fixtures, tools & refractories; and
- Catalysts for initial charge plus one subsequent charge.

EPCG scheme covers manufacturer exporters with or without supporting manufacturer(s), merchant exporters tied to supporting manufacturer(s) and service providers. Export Promotion Capital Goods (EPCG) Scheme also covers a service provider who is certified as a Common Service Provider (CSP) by the DGFT – HQs, Department of Commerce in a Town of Export Excellence or Prime Minister Mega Integrated Textile Region and apparel Parks (PM MITRA).

Import under the EPCG Scheme shall be subject to an Export Obligation (EO) equivalent to 6 times of duties, taxes and cess saved on capital goods, to be fulfilled in 6 years reckoned from the date of issue of authorisation. EO shall be fulfilled by the authorisation holder through the export of goods manufactured by him, his supporting manufacturer, or a service rendered by him, for which the EPCG authorisation has been granted. EO under the scheme shall be, over and above, the average level of exports achieved by the applicant in the preceding three licensing years for the same and similar products within the overall EO period including an extended period, if any; such average would be the arithmetic mean of export performance in the preceding three licensing years for same and similar products. EO may be fulfilled both by physical exports as well as deemed exports. Deemed export supplies shall also be eligible for benefits available under paragraph 7.03 of FTP.

To accelerate exports, in cases where the authorisation holder has fulfilled 75% or more of the specific export obligation and 100% of the Average Export Obligation till date, if any, in half or less than half the original export obligation period specified, the remaining export obligation shall be condoned. For exporters of Green Technology Products, Specific EO shall be 75% of EO as stipulated. For manufacturing units located in Arunachal Pradesh, Assam, Manipur, Meghalaya, Mizoram, Nagaland, Sikkim, Tripura, Jammu & Kashmir, and Ladakh, specific EO shall be 25% of the EO.

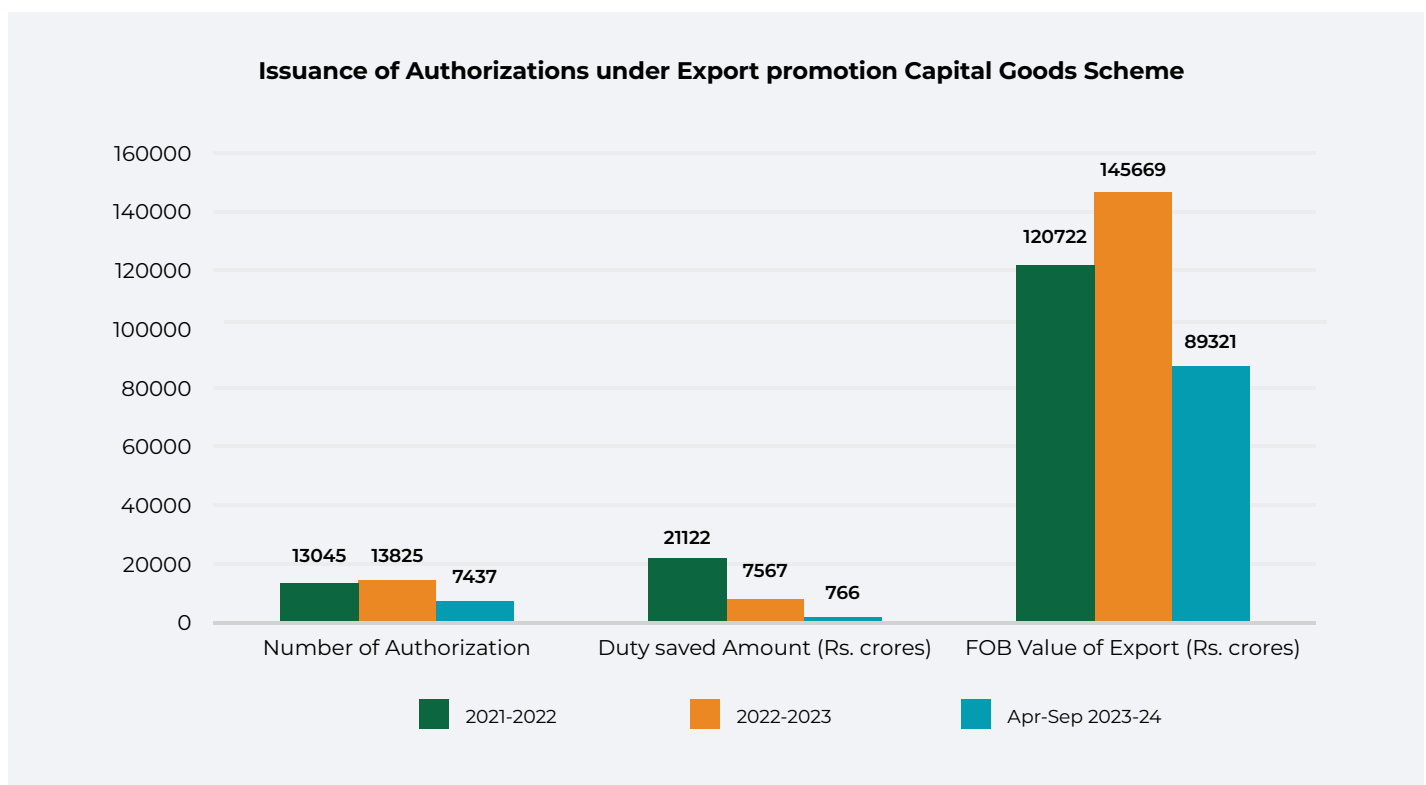
In the FTP 2023, Dairy sector has been exempted from maintaining Average Export Obligation. The PM MITRA scheme has been added as an additional scheme eligible to claim benefits under CSP Scheme of EPCG. Further, Battery Electric Vehicles (BEV) of all types, Vertical Farming equipment, Wastewater Treatment and Recycling, Rainwater harvesting system and Rainwater Filters, and Green Hydrogen are added to Green Technology products i.e. they will be eligible for reduced Export Obligation requirement.

An Amnesty Scheme has been notified on 1st April 2023 for a one-time settlement of default in Export Obligation by EPCG authorization holders.

Details of the Authorizations issued under the EPCG Scheme for the years 2021-22 and 2022-23 and till September 2023-24 are given in the table as follows:

(Values in Rs. crores)

Issuance of Authorizations under the EPCG Scheme			
Years	2021-22	2022-23	April-September 2023-24
Number of Authorizations	13045	13825	7437
Duty Foregone amount	21122	7567	766
FOB value of Export	120722	145669	89321



G. Export Oriented Units (EOUs), Electronics Hardware Technology Parks (EHTPs), Software Technology Parks (STPs), and Bio-technology Parks (BTPs)

The objectives of these schemes are to promote exports, enhance foreign exchange earnings, and attract investment for export production and employment generation. The units undertaking export their entire production of goods and services (except permissible sales in DTA), maybe set up under the schemes. Trading units are not covered under these schemes.

Under this scheme, the EOUs etc. are permitted to import and / or procure from DTA or bonded

warehouse in DTA or from an international exhibition held in India without payment of customs duty as provided under the first schedule to the Customs Tariff Act, 1975 and additional duty, if any, of Customs leviable under Section 3(1), 3(3) and 3(5) and without payment of Integrated Tax and GST compensation cess leviable under section 3(7) and 3(9) of the said Act as per notification issued by the Department of Revenue.

Further, the procurement of goods covered under GST from DTA would be on payment of applicable GST and compensation cess. The EOUs can also procure excisable goods, falling in the fourth schedule of the Central Excise Act, 1944 from DTA without payment of the applicable duty of excise.

The refund of GST for supply from DTA to EOU would be available to the supplier as provided under GST rules and notifications issued thereunder. Supplies from DTA to EOU / EHTP / STP / BTP units for use in their manufacture for exports are eligible for benefits under Chapter 7 of FTP. DTA supplier is eligible for relevant entitlements under Chapter 7 of FTP, besides discharge of an export obligation, if any, on the supplier.

EOU / EHTP / STP / BTP units are entitled to the following:

- Reimbursement of Central Sales Tax (CST) on goods manufactured in India. Simple interest @ 6% per annum will be payable on delay in refund of CST if the case is not settled within 30 days of receipt of the complete application (as in para 11.10 of HBP)
- Exemption from payment of the Central Excise Duty on goods, falling in the fourth schedule of the Central Excise Act, procured from DTA on such goods manufactured in India.

The scheme to reimburse the CST has been extended for the period 2021-22 to 2025-26 with a total outlay of Rs. 302.35 crores. Out of the amount of Rs. 54 crores allocated for the Financial Year 2023-24, an amount of Rs. 38.54 crores has been utilized till November 2023.

H. Deemed Exports

“Deemed Exports” for the Foreign Trade Policy refer to those transactions in which goods supplied do not leave the country, and payment for such supplies is received either in Indian rupees or in free foreign exchange. Supply of goods as specified in FTP shall be regarded as “Deemed Exports” provided goods are manufactured in India.

Objectives

- To provide a level-playing field to domestic manufacturers in certain specified cases, as may be decided by the Government from time to time and promote domestic industry.
- To provide duty-free imports and duty exemption / refund for products manufactured in India.
- To reduce the dependency on imports.

Benefits

Deemed exports shall be eligible for any / all of the following benefits in respect of manufacture and supply of goods, qualifying as deemed exports:

- Duty Exemption: To provide duty-free inputs for manufacture and supply under Advance Authorisation / Advance Authorisation for annual requirement / DFIA Schemes.

- TED Refund / exemption: Refund of Terminal Excise duty paid on deemed export supplies or exemption from paying such duties.
- Duty Drawback Refund: Refund of Basic Custom Duties paid on the inputs utilized in the manufacture and supply of the goods to the specified categories of deemed exports.
- The reimbursements are done based on the claims submitted to the Regional Offices of DGFT after the supplies are made and payments against such supplies are received.

The Scheme to reimburse the CST has been extended for the period 2021-22 to 2025-26 with total outlay of Rs. 695 crores. Out of the amount of Rs. 126 crores allocated for the Financial Year 2023-24, an amount of Rs. 81.24 crores has been utilized till November 2023.

4. MONITORING OF EXPORT PROMOTION SCHEMES AND DATA ANALYTICS

For effective monitoring and evaluation of the Foreign Trade Policy (FTP), a comprehensive Management Information System (MIS) Report on Export Promotion Schemes 2023 was brought out by the Statistics Division of DGFT. The MIS report is also being compiled monthly which is available on the DGFT website under Statistics Report on the Home page and the link is <https://www.dgft.gov.in/CP/?opt=bulletin-foreign-trade-statistics>. A detailed visualization of the issuance of scrips and authorizations under various export promotion schemes is available at the link <https://dashboard.commerce.gov.in/commercedashboard.aspx> in the Monitoring Dashboard on the Department of Commerce website.

Since the constitution of a Data Analysis Unit (DAU) in the Statistics Division of DGFT after a mid – term review of FTP (2015-20) in Dec 2017, a Monthly Bulletin of Foreign Trade Statistics that provides a ready reference and analysis on export and import data of India on major commodities and major countries at Quick Estimates, Provisional Estimates and Final 8-digit level estimates is being brought out. The Bulletin also provides the State-wise export data, which is available on the DGFT website under Statistics Report on the Home page and the link is <https://www.dgft.gov.in/CP/?opt=bulletin-foreign-trade-statistics>. Data Analytics Unit (DAU), Statistics Division, DGFT has developed two Dashboards namely the Monitoring Dashboard of the Department of Commerce and the Data Analytics Dashboard.

5. TARGET SETTING AND MONITORING FOR MERCHANDISE EXPORT 2023-2024

Merchandise exports from India crossed US\$ 451 billion in the year 2022-23. The export was achieved with potential, past trends, recent initiatives taken by the Government and the need to push the economy. Further, the export of US\$ 451 billion was disaggregated in terms of regions and countries as well as product / commodity groups. The Department of Commerce prepared a detailed strategy for achieving the targets and an elaborate monitoring system was put in place.

Due to tight monitoring, supported by export promotion measures, merchandise exports from India crossed US\$ 451 billion in the last financial year, India achieved exports of US\$ 422 billion in 2021-22, which is the first time in the history of Indian merchandise export that we have managed to break free of the barrier of US\$ 330 billion which was the highest in the past.

In the first 9 months of FY 2023-24 (April-December 2023), India has achieved exports of US\$ 317.12 billion, which is 62% of the provisional export target of US\$ 508 billion. With tight monitoring by country / region / mission / products / commodity groups / Export Promotion Councils at different levels, supported by export promotion measures, India is expected to achieve the target this year also.

6. NIRYAT PORTAL

To supplement the offline monitoring of export performance, a real time online monitoring system for the designated export target (for 200 Countries / territories by 31 commodity groups), via a digitized data-driven framework for facilitating timely policy making / interventions in international trade, the DoC has developed a portal-NIRYAT (National Import-Export Record for Yearly Analysis of Trade), which was launched by Hon'ble Prime Minister on 23rd June, 2022. The portal also displays State/UT wise export performance for 31 commodity groups.

The NIRYAT portal is available at the domain name: <https://niryat.gov.in>. It is accessible to Government Stakeholders (including Embassies / HCs / Missions) and Export Promotion Councils (EPCs) / Commodity Boards / Authorities, etc through individual login and password, for regular monitoring of the export performance of their respective jurisdictions and to take necessary action, wherever required. Recently, the public portal was created and is now accessible to all.

7. NIRYAT BANDHU SCHEME

Niryat Bandhu Scheme is a Central Sector Scheme which commenced in 2013. Training programs under the Niryat Bandhu Scheme, being implemented in in-person and online mode caters to the initial skilling needs of individuals / firms who venture into International Trade as part of the Niryat Bandhu Scheme, more than one lakh individuals (1,15,000 plus) across the length and breadth of the Country have been trained since 2013-14.

Support is also extended under the Niryat Bandhu Scheme in partnership with other stakeholders for activities like exporters' conclave, seminars and buyer seller meetings to meet the needs of developing Districts as Export Hubs across the country.

8. MATTERS RELATED TO EXPORTS

A. Districts as Export Hubs

Department of Commerce through DGFT is working with the states and the districts to channel the potential and diverse identity in each district of our country to make them export hubs. The Districts as Export Hubs is aimed at targeting export promotion, manufacturing and employment generation at the grass-roots level, making the states and districts meaningful stakeholders and active participants in making India an export powerhouse thereby contributing to the Atmanirbhar mission and achieving the vision of Make in India for the world and being Vocal for Local, by significantly increasing the manufacturing and exports from urban areas while focusing on generating interest and economic activity in the rural hinterland and small towns in the country to push new businesses to export. A growing focus on exports by focusing on districts as potential export hubs is also likely to integrate India more closely with the global value chain and propel India to be a significant exporter by leveraging the diversity and competitiveness in agriculture, marine, textile, pharmaceutical, chemicals and a whole lot of engineering products.

Towards this goal, products / services (including GI products, agricultural clusters, toy clusters etc.) with export potential in all the districts of the country have been identified and institutional mechanisms in the form of State Export Promotion Committees (SEPC) at state / UT level and District Export Promotion Committees (DEPCs) at the district level has been created in all districts of the country to provide support for export promotion and address the bottlenecks for export growth in the Districts.

The primary function of the DEPC is to prepare and implement District specific Export Action Plans (DEAPs) in collaboration with all the relevant stakeholders from the centre, the state, and the district.

District specific export action plans identifying specific actions required to support local exporters / manufacturers in producing exportable products in adequate quantity and with the requisite quality, and reaching potential buyers outside SEPC and DEPC has been constituted in all 36 States / UTs. District Action Plans drafted for 570 districts. Products / Services with export potential identified in 734 districts.

B. Rupee Trade

The Directorate General of Foreign (Trade DGFT) has amended the Foreign Trade Policy vide Notification No. 33/2015-20 dated 16th September 2022, to allow for International Trade Settlement in Indian National Rupees (INR) i.e., invoicing, payment, and settlement of exports / imports in Indian Rupees in sync with RBI's A.P. (DIR Series) Circular No.10 dated 11th July 2022. Further changes have been introduced in the Foreign Trade Policy vide DGFT Notification 43/2015-20 dated 9th November 2022 and Public Notice 35/2015-20 dated 9th November 2022 for grant of exports benefits and fulfilment of Export Obligation for export realization in Indian Rupees as per the RBI guidelines. Given the rise in interest in internationalisation of the Indian Rupee, the given policy amendments have been undertaken to facilitate and bring ease in international trade transactions in Indian Rupees.

The issue relating to payments and receipts on imports / exports have been detailed under para 2.52 and 2.53 of Foreign Trade Policy, 2023.

C. New Foreign Trade Policy

The New Foreign Trade Policy has come in to force w.e.f. 1st April 2023 after a series of discussions and consideration of suggestions received requests from Export Promotion Councils, leading exporters, and industry bodies that given the prevailing, volatile global economic and geo-political scenario. The Foreign Trade Policy 2023 is a continuation of time-tested schemes facilitating exports as well as a document that is nimble and responsive to trade needs. The Government plans to focus on introducing path breaking reforms to strengthen its relations with different countries, which will help in setting a robust foundation to achieve its strategic vision of becoming an export hub globally.

D. Stakeholder Consultations and Board of Trade Meeting

The Board of Trade (BOT) has been reconstituted by merging Council for Trade Development and Promotion with the Board of Trade vide notification No. 11/2015-20 dated 17th July 2019. The Board of Trade, inter alia, advises the Government on policy measures connected with the Foreign Trade Policy to achieve the objectives of boosting India's trade.

It provides a platform to State Governments and UTs for articulating state-oriented perspectives on Trade Policy. It also acts as a platform for the Government of India to appraise State Governments and UTs about international developments affecting India's trade. It is an important mechanism for deliberations on trade related issues with industry bodies, associations, export promotion councils, and state and UT Governments. There were 29 new non-official members who were also invited for the first time to this Board of Trade meeting.

The Department of Commerce has regularly held stakeholder consultations with various industry associations, and export promotion councils. As part of the consultation, a Board of Trade meeting was held on 16th January 2024. The meeting was attended by various State Ministers and other senior officials of key line ministries and states, all major trade and industry bodies, Export Promotion Councils, and industry associations.

The Board of Trade meeting focused on export target setting, the new Foreign Trade Policy (FTP), and the strategies and measures to be taken to take forward domestic manufacturing and exports. During the Board of Trade meeting, presentations were made on a variety of subjects such as India's import / export Performance, restructuring of the Department of Commerce, FTAs, and way forward, states' export performance, District as Export Hubs, new proposed Foreign Trade Policy, trade remedial, trade facilitation measures undertaken by customs, Government e-Marketplace etc. Hon'ble Commerce & Industry Minister launched the e-platform "Initiative for Trade Connect Platform" during the meeting.

Ministers from states made interventions in the meeting, giving their state-specific suggestions, and expressing their support to the central Government initiatives in promoting the external trade.

E. Special Chemicals, Organism, Materials, Equipment and Technologies (SCOMET)

In consonance with the guidelines and controls list of the international conventions and obligations as well as multilateral export control regimes related to the export of dual-use goods and technologies, India has regulated the exports of dual-use items, nuclear related items, including software and technology. SCOMET (Special Chemical, Organisms,

9. MATTERS RELATED TO IMPORTS

Material, Equipment and Technologies) is India's National Export Control List of dual-use items munitions and nuclear related items munitions and nuclear related items, including software and technology maintained under Foreign Trade Policy and is aligned to the control lists of all the multilateral export control regimes and conventions including the Missile Technology Control Regime (MTCR), Wassenaar Arrangement and Australia Group. The SCOMET list has been notified by DGFT under Appendix 3 to Schedule 2 of ITC (HS) Classification of Export and Import items. The provisions to control the dual-use items have been incorporated in Chapter IV-A of the Foreign Trade (Development & Regulation) (FTDR) Act, 1992, as amended in 2010.

The SCOMET list is divided into nine categories of items from Category 0 to Category 8. The export of SCOMET items is regulated and can only be allowed against a SCOMET license issued by DGFT or other agencies designated for the purpose. In the recent past, steps have been taken by DGFT to ease the process of licensing by making the applications process completely online, facilitating exporters by liberalising the SCOMET policy in case of certain goods and technologies, through bulk licensing and general authorisation provisions such as General Authorisation for export of Chemicals (GAEC), General Authorisation for export after repair in India (GAER), General Authorisation for Intra Company Transfer (GAICT), General Authorisation for export of Droned (GAED), Repeat Order Authorisation, Stock and Sale Policy etc. The SCOMET list was also updated as per the recent changes incorporated under various export control regimes in August 2023.

F. Export Authorization for Restricted Items

The Export Cell of DGFT deals with the Export Policy of items under Schedule 2 of ITC(HS) Classification for Export and Import, categorized as 'free' / 'restricted' or 'prohibited' and items canalized through State Trading Enterprises (STEs). The Export Policy of items are reviewed in consultation with the concerned subject commodity division of the Department of Commerce concerned and notified from time to time. Accordingly, the Export Cell provides clarifications / interpretations on Export Policy of items whenever sought by individuals / firms / companies or Ministry / Department / Organization concerned. Export of items categorized as 'Restricted' in Schedule 2 of ITC (HS) Classification for Export, is subject to authorization / license.

Import Policy Division in DGFT is entrusted with the general provisions regarding import as laid down under Chapter-2 of Foreign Trade Policy (FTP) and in addition, formulate / amend / regulate item-specific import policies as laid down under the Indian Trade Classification (Harmonised System) ITC(HS) in consultation with the concerned administrative Ministries / Departments. It also formulates and updates provisions for facilitating the import and export of items.

The division deals with trade-related certifications / mandatory compliances such as Importer Exporter Code (IEC); Registration cum Manufacturer Certificate (RCMC); Free Sale Certificates (FSC), REX, enlistment of agencies for issuance of Certificate of Origin (non-preferential), recognition of Pre-shipment Inspection Agencies (PSIA) for import of metallic waste & scrap.

The Import Division has undertaken various non-tariff trade measures during the year 2023-24 to facilitate trade which were included under different chapters of Schedule-I (Import Policy).

The Import Policy Division also grants import authorisation for "Restricted" items; besides allocating quotas under the Preferential Tariff Rate Quota (TRQ) and Most Favoured Nation (MFN) Tariff Rate Quota.

A list of such major initiatives and non-tariff measures imposed on the recommendation(s) of the line Ministry(s) / Department(s), and after consultations with relevant stakeholders, as per principles of restrictions laid down under Chapter-2 of Foreign Trade Policy, are as follows:

Restriction: Import policy of various items has been made 'Restricted' such that the import of these items is allowed only after obtaining an Import Authorization from DGFT. Some of the items restricted in the recent past include defence / security items, New Pneumatic tyres, live animals and birds, gold and silver; television sets, mercury, ginger, power tillers & the components, agarbattis, cereals, pets, biofuels, moong, melon seeds, waste & scrap items, pet Coke, second hand / used goods other than capital goods, hydro fluorocarbons (HFCs) etc. Recently, DGFT has enforced restrictions on the import of laptops, tablets, all-in-one personal computers and Ultra -small form factor computers, and servers under HSN 8471.

Prohibition: Import of certain items has been prohibited since 2019 on the grounds of Principles of restrictions laid down under the Foreign Trade Policy, for the protection of human, animal or plant life and health. These items include (wildlife animals & birds) & their products, Ozone-depleting substances, shark fins, plastic wastes, mobiles with no IMEI / ESN, stock lot of coated paper, air conditioners with refrigerants, and drones.

Minimum Import Price (MIP): In order to restrict / reduce the dumping of cheap / under-invoiced imports and safeguard domestic producers, MIP has been imposed on various items including cashew, arecanut, pepper, marble & granite, desiccated coconut, mosquito killer racket, apples, cigarette lighters, and screws.

10. INITIATIVES TAKEN FOR "EASE OF DOING BUSINESS IN INTERNATIONAL TRADE"

DGFT has undertaken a series of technology-driven solutions for Ease of Doing Business (EoDB) that would give a significant boost to the foreign trade-related activities of Indian enterprises and the overall "Atmanirbhar Bharat" Abhiyan. They are:

- A new DGFT e-platform was implemented in a phased manner. The new platform uses the latest technology with centralized & cloud-based data storage, Open Framework-based Development, Identity & Access Management, Dedicated Helpdesk facilities, Business Analytics & an AI driven virtual assistant. The new platform has proven to (a) Significantly reduce the time taken for issuance of DGFT documents (b) Ensure real time data interchange with other Ministries / Departments in the trade ecosystem (c) Provides transparency to exporters / importers through real time monitoring of the status of applications (d) Ensure paperless, contact less processing of applications.
- The availability of digitized trade policy, ITC (HS) based Import / Export Policy and other documents on the new platform would help trade stake holders in cutting down the information asymmetry related issues. Also, using exporters' / importers' profile data, timely information related to notification, application status etc. is intimated through SMS and email communications.
- All information on Foreign Trade Policy Updates, Import / Export Policy, Export / Import Statistics, the status of applications, and 24x7 virtual assistance is available through the DGFT Trade Facilitation Mobile App.
- The electronic platform for both, Preferential Certificate of Origin, and Non-Preferential CoOs are available. 140+ EPCs, Commodity Boards and Chambers of Commerce & Industry are onboarded on the e-commerce digital platform.
- The new DGFT IT system provides streamlined online data exchange with other Government agencies including CBIC, CBDT, MCA, and PFMS. This makes the system seamless and provides a whole-of-the Government approach to the exporters / importers concerned.
- This system facilitates two-way online communication & processing, e-verification of the authenticity of DGFT issued documents and authorizations to provide a paperless, contact-less interface between the importers / exporters and DGFT.
- The DGFT has discontinued physical issuance of Restricted Import Authorization with effect from 19th October 2023. Now all import Authorizations for EDI Ports are issued electronically only and transmitted to applicant importer and customs.
- Electronic real-time data exchange with Customs has led to the doing away with paper copy for the Export Promotion Schemes being operated by DGFT.
- System provides paperless, electronic processes for managing the lifecycle of AA / EPCG / DFIA / Import / Export Licensing et al. Requirements for physical submission of any documents or any office visits under various earlier trade procedures have been done away with.
- 24x7 Auto-Generation of e-IEC (Importer Exporter Code). No need to wait for any approval for an IEC. The IEC details are automatically validated against CBDT, MCA, and PFMS systems.
- Online module is available for resolving International Quality Complaints & Trade Disputes transparently manner. The system brings together DGFT Regional Authorities, Indian Missions Abroad, and Department of Commerce Foreign Trade Territorial Divisions onto a single platform. The Online Module allows the complainant to submit complaints online and facilitates tracking and viewing their status online.
- Given the current international situation, the Department of Commerce and DGFT have undertaken to monitor the status and related difficulties faced by stakeholders on Russia / Ukraine trade-related issues. Department of Commerce / DGFT has operationalized a Russia-Ukraine Trade Helpdesk to support and seek suitable resolutions to issues related to India's International Trade.

- e-Meeting Management Systems released for online submission and consideration of requests for Policy Relaxation Committee, EPCG Committee et al.
- A single sign-on export-import dashboard along with an enhanced Bill Repository to provide a complete 360-degree view to the exporters / importers to manage their requests under the Foreign Trade Policy and Procedures.
- AI-based virtual assistant (chatbot) implemented to provide any answers to trade related queries 24x7 online.
- DGFT also endeavours to provide a robust rule-based Risk Management System (RMS) using Business Analytics Tools for expediting decision making. The given systems have the potential to be organically grown into a 'Total Exporter Network' so that all international trade-related services are provided through a single system and window.

11. OTHER SCHEMES

A. Trade Infrastructure for Export Scheme (TIES)

The Government of India is implementing a scheme Trade Infrastructure for Export Scheme (TIES) w.e.f. FY 2017-18 to assist Central and State Government Agencies in the creation of appropriate infrastructure for the growth of exports from the States. The scheme provides financial assistance in the form of grant-in-aid to central / State Government-owned agencies for setting up or for up-gradation of export infrastructure as per the guidelines of the scheme. The Central Government assistance for infrastructure creation is in the form of grant-in-aid, normally not more than the equity being put in by the implementing agency or 50 percent of the total equity in the project (in the case of projects located in NE States and Himalayan States including J&K, this grant can be up to 80 percent of the total equity). In addition, for states with relatively poor export infrastructure, lacking the institutional capacity for preparing good DPRs but possessing positive export potential, this grant can be upto 80 percent of the total equity. The grant-in-aid is subject to a ceiling of Rs 20 crores, normally, for each project. The scheme has been extended for the 15th Finance Commission Period i.e. FY 2021-22 to FY 2025-26 with a total outlay of Rs. 360 crores.

During FY 2023-24 (till 8th November 2023), one meeting of the Empowered Committee on TIES was held on 14th July 2023.

A total of 66 projects have been sanctioned under

TIES till date (8th November 2023) and are located in Assam, Tamil Nadu, Chandigarh, Rajasthan, Manipur, Delhi, West Bengal, Madhya Pradesh, Andhra Pradesh, Karnataka, Tripura, Maharashtra, Uttar Pradesh, Kerala, Jharkhand, Punjab, Haryana, Sikkim, Himachal Pradesh, Meghalaya and Bihar.

B. Market Access Initiative (MAI) Scheme

The Market Access Initiative (MAI) Scheme plays a catalytic role to promote exports of Indian goods and services by providing financial support to eligible agencies such as Export Promotion Councils, Apex Trade Bodies, etc., to undertake necessary initiatives and projects towards exploring new markets and consolidating the existing markets for Indian exports. The activities supported under the MAI Scheme include training in exports, market research, capacity building, branding, meeting statutory regulations in importing markets, etc., apart from participation in fairs and exhibitions. The normal sharing pattern is 65%:35%, i.e. 65% of the expenditure is covered by the Government grant and 35 percent by the industry contribution. In the case of priority sectors, the share is in the ratio of 90%:10% between the Government and the industry contribution. The priority sectors are agri and food products, handicraft, handlooms, GI Products, carpets, leather, sports goods & toys, silk, wool, jute and minor forest produce. Further, participation of exporters from Northeastern Region, Jammu & Kashmir, Ladakh, and hill areas, exporters belonging to SC / ST and women exporters would also be eligible for assistance in the priority sector funding.

MAI Scheme 2021: The Government has approved the continuation of the Market Access Initiative (MAI) Scheme in a revised form, with an outlay of Rs. 1000 crores over five years beyond 31st March 2021, i.e. up to 31st March 2026.

Salient features of the MAI Scheme 2021

- Focus has been brought on capacity building of exporters on standards and regulations, export packaging, export-oriented skill development and development of districts as export hubs.
- Focus has also been brought on the promotion of traditional Indian products and services like AYUSH, Yoga, GI products, crafts, and artisanal products, including toys, tribal products, etc; promotion of e-business tools, communication technology, etc.
- Priority sector status has been given to employment generating agri-based sectors of wool, silk and GI, in addition to the existing handicrafts, handlooms, carpets, leather, toys, sports goods, minor forest produce including jute, agricultural including food items.

- Exporters from North Eastern Region (NER), Jammu & Kashmir, Ladakh and hill regions and people belonging to the Scheduled Caste / Scheduled Tribe and women exporters would be eligible for priority sector funding and they would also be given preference in the activities under the Scheme.
- To deal with pandemic situations like COVID-19, digital / hybrid export promotion activities have been included in addition to the activities / events in physical settings.
- To ensure that the benefits of the scheme reach a larger number of exporters, a maximum of three participations in a particular trade fair / exhibition would only be eligible for MAI assistance, i.e., members who have availed assistance three times (including past cases) for a particular fair / exhibition, thereafter, have to participate in that fair on their own. In the case of exporters belonging to SC / ST / Women and the exporters having f.o.b. value of exports of or less than Rs. 50 crores in a year, 5 participations in a particular event are allowed.
- Smaller exporters get the expenses on airfare for participating in approved export promotion activities abroad reimbursed. The eligibility of export turnover for such airfare reimbursement

has been raised from Rs. 0 crores per annum to Rs. 50 crores per annum.

- On a sharing basis and subject to a ceiling, expenditure incurred by exporters on statutory compliances abroad (such as registration charges paid in the case of pharmaceuticals, biotechnology, chemicals / agro-chemicals, agricultural / animal / marine products, food products; testing charges of engineering products, which require mandatory testing abroad for exports, etc.,) is provided to the exporters through the EPC concerned.
- Restriction on hosting foreign buyers from the developed countries / markets in the Reverse Buyer-Seller Meets organized in India has been removed.

Assistance of Rs. 324.34 crores has been approved under the Market Access Initiative Scheme for 434 proposals and Rs. 1.5 crores for 15 Capacity Building programs from the Export Promotion Councils and Trade Bodies etc. for undertaking export promotion activities in physical / virtual / hybrid mode during FY 2023-24.

Budgetary allocation made for the Market Access Initiative Scheme during the last three years and utilisation made under the Scheme are as under:

(Values in Rs. crores)

Year	BE Provision	RE Provision	Actual expenditure
2019-20	300.00	325.00	325.00
2020-21	300.00	171.40	171.40
2021-22	200.00	140.00	140.00
2022-23	200.00	190.00	190.00
2023-24 (as of 31.10.2023)	200.00	--	113.34

C. Champion Services Sector Scheme (CSSS)

- The services sector represents the most dynamic aspect of international trade and the foundation of the global economy. The services sector contributes significantly to India's GDP, FDI inflow, exports, and job creation. In 2022-23, India's services export was US\$ 325 billion.
- The Government of India has approved a Central Sector Scheme of Champion Services Sector Scheme (CSSS) for the creation of an earmarked fund of Rs. 5000 crores to support sectoral initiatives of the nodal Ministries / Departments identified for the champion sectors in services. These services include Information Technology

& Information Technology enabled Services (IT & ITes), Tourism & Hospitality Services, Medical Value Travel, Transport and Logistics Services, Accounting and Finance Services, Audio Visual Services, Legal Services, Communication Services, Construction and related Engineering Services, Environmental Services, Financial Services, and Education Services.

- Out of the total dedicated fund of Rs. 5000 crores to be utilised under CSSS, Sectoral Schemes amounting to Rs. 3839.25 crores have been approved for the period from 2019-20 to 2023-24, and these schemes are under implementation by respective nodal Ministries / Departments.

Chapter 5

EXPORT PROMOTION MECHANISM

1. EXPORT PROMOTION COUNCILS (EPCs)

The Export Promotion Councils (EPCs) are organisations of exporters, registered as non-profit organisations under the Companies Act / Societies Registration Act. The roles and functions of these Councils are guided by the Foreign Trade Policy, which also recognises them as registering authorities for exporters. At present, there are thirteen Export Promotion Councils (EPCs). The details of various EPCs are as follows:

A. Gem & Jewellery Export Promotion Council (GJEPC)

The Gem & Jewellery sector is one of the largest merchandise exporters in India and is among India's leading foreign exchange earning sectors. However, in recent times, the industry has faced challenges due to the sluggish US economy, runaway inflation across the world, the Russia – Ukraine conflict, and a slump in demand for diamonds in China. The resultant effect was a slowdown in exports. The Gem & Jewellery exports from India during the fiscal year 2023-24 (up to September 2023) was US\$ 15231.27 million, showing a decline of 25.76 percent as compared to US\$ 20515.47 million for the same period in the previous year.

For FY 2023-24, the Gem & Jewellery Export Promotion Council (GJEPC) organised the following shows:

- IGJS Jaipur – 1st to 3rd April 2023
- IJS Premiere 2023 at two venues - JIO World Convention Centre - 3rd to 7th August
- and Bombay Exhibition Centre, NESCO, Goregaon - 4th to 8th August
- IGJS Dubai - 10th to 12th October 2023
- 6th Edition of Artisan Awards – May 2023
- 49th Edition of India Gem & Jewellery Awards (IGJA) – April 2023

BSM and participation in International Shows LAB

- Grown Diamond BSM 2023, India, 5th to 7th April 2023

- JCK Las Vegas 2023, USA, 2nd to 5th June 2023
- Jewellery And Gem Asia Hong Kong 2023, Hong Kong, 22nd to 25th June 2023
- 15th India Week, DDC, NY 2023, USA, 21st to 24th August 2023
- Vicenza Oro Fall 2023, Italy, 8th to 10th September 2023
- Jewellery & Gem World Hong Kong 2023, Hong Kong, 18th to 24th September 2023
- 8th India Rough Gemstones Sourcing Show 2023 India, 29th August to 19th September 2023
- G&J BSM 2023, India, 29th to 30th September 2023

Surat International Diatrade Centre (SNZ - Special Notified Zone)

The SNZ created at Surat has successfully held the viewings of rough diamonds over the past few years. Two of the leading mining companies of the world conduct their viewings regularly and have drawn the interest of some of the major mining companies in the world. As a result, it has received a positive response from the Indian diamond Industry, benefitting (in particular) the MSMEs with an average number of visitors per viewing at 181 and an average number of companies per viewing at 71. Since the inception of SIDC in August 2022, over 9.14 million carats of rough diamonds worth US\$ 0.29 billion, have been showcased. The diamonds on display are sourced from major foreign mining companies like De Beers-Singapore and Rio Tinto-NV.

Trade promotion activities undertaken during the year 2023-24

To promote the indigenisation of technology in the production of Lab Grown Diamonds, a Research Project has been awarded to IIT Madras with an outlay of Rs. 242.96 crores over 5 years.

B. Council for Leather Exports (CLE)

Council for Leather Exports (CLE) has undertaken 17 export promotion events during April – December 2023 [13 under Market Access Initiatives Scheme (MAIS) support and 4 events on self-financing basis]. The details are below:

S. No.	Event	No. of participants	Scheme
1	99 th edition of Expo Riva Schuh Garda Fair, Italy (17 th -20 th June 2023)	45	MAIS

S. No.	Event	No. of participants	Scheme
2	Shandong International Textile and Garment Expo, Qingdao, Shandong, China (28 th -30 th June 2023)	3	Self-financing
3	Global Sourcing Expo, Sydney, Australia (11 th -13 th July 2023)	18	MAIS
4	Shoes & Leather Fair, Ho Chi Minh City, Vietnam (12 th -14 th July 2023)	19	MAIS
5	Fashion Goods & Accessories Expo (Lift Style Expo), Tokyo, Japan (19 th -21 st July 2023)	12	MAIS
6	ILF – Indo Leather and Footwear Expo, Indonesia (3 rd -5 th August 2023)	05	Self-financing
7	Visit of Footwear and Leather Industry Delegation to Taiwan (9 th -12 th August 2023)	10	Self-financing
8	61 st B2B Fashion Fair STYL & 61 st B2B Footwear and Leatherware Fair KABO, Brno, Czech Republic (19 th -21 st August 2023)	05	Self-financing
9	AYMOD International Footwear Fashion Fair, Istanbul, Turkey (6 th -9 th September 2023)	01	MAIS
10	MIPEL - The Bag Show, Milano, Italy (17 th -20 th September 2023)	15	MAIS
11	Lineapelle, Milan, Italy (19 th -21 st September 2023)	25	MAIS
12	Magic New York, USA (19 th -21 st September 2023)	17	MAIS
13	India Footwear & Leather Products Show, Madrid, Spain (5 th -6 th October 2023)	25	MAIS
14	India Footwear & Leather Products Show, UK (18 th -20 th October 2023)	41	MAIS
15	Leathertech Bangladesh, Dhaka (2 nd -4 th November 2023)	23	MAIS
16	Footwear & Leather Show, Melbourne, Australia (21 st -23 rd November 2023)	28	MAIS
17	Dubai International Footwear and Leather Exhibition, Dubai, UAE (11 th -13 th December 2023)	40	MAIS*

For the remaining part of FY 2023 - 24, CLE will be organising the following 9 events:

S. No.	Event	No. of expected participants	Scheme
1	Expo Riva Schuh Garda Fair, Italy (13 th -16 th January 2024)	35	MAIS
2	Designers Fair, Chennai (1 st -3 rd February 2024)	35 Designers 170 Visitors	MAIS

S. No.	Event	No. of expected participants	Scheme
3	Spoga Horse Fair, Cologne, Germany (3 rd -5 th February 2024)	35	MAIS
4	Magic Show (13 th -15 th February 2024)	15	MAIS
5	Lineapelle Fair (20 th -22 nd February 2024)	13	MAIS *
6	APLF Leather Fair, Hong Kong (19 th -21 st March 2024)	30	MAIS
7	Fashion Access, Hong Kong (19 th -21 st March 2024)	10	Self-Financing
8	India Footwear and Leather Products Show, USA March, 2024	40	MAIS
9	Delhi International Leather Expo – Reverse BSM, New Delhi (4 th -5 th March 2024)	200 Indian participants 225 buyers	MAIS

* Applied for MAIS grant

Webinars

During 2023-24, CLE organised the following 5 webinars on various topics for the benefit of members.

1	Services of postal Department for exporters	10 th May 2023
2	Amnesty Scheme announced by DGFT for Advance authorisation and EPCG scheme, and on Hon'ble Supreme Court Decision upholding the 'Pre-Import' condition under Advance Authorisations	9 th June 2023
3	GST e-invoicing	4 th August 2023
4	Authorised Economic Operator Programme	8 th August 2023
5	Making Value-Added Products from Leather Wastage. Presentation by Waynerr, Switzerland	9 th November 2023

C. Basic Chemicals, Cosmetics & Dyes Export Promotion Council (CHEMEXCIL)

The Basic Chemicals, Cosmetics & Dyes Export Promotion Council (CHEMEXCIL) was established in 1963 and registered under Section 25 of the Companies Act of 1956 (now Section 8 of the Companies Act, 2013). The total membership of the

Council is 4174. The Council functions under the guidance of its Committee of Administration (CoA) and overall supervision of the Department of Commerce. In the CoA, there are two Government nominees, i.e. one from the Department of Chemicals and Petrochemicals and one from the Department of Commerce.

During FY 2023-24, CHEMEXCIL organised the following export promotional events / activities:

International Events

S. No.	Events under MAI Scheme
1	CHEMSPEC EUROPE 2023 (The 36 th International Exhibition for Fine and Specialty Chemicals) from 24 th -25 th May 2023
2	24 TH CHINA INTERNATIONAL AGROCHEMICALS AND CROP PROTECTION EXHIBITION (CAC 2023-24) from 23 rd -25 th May 2023
3	Coating Expo Vietnam 2023 in conjunction with Color & Spechem Vietnam and Agri Vietnam 2023 from 14 th -16 th June 2023
4	INDO BEAUTY EXPO 2023, Jakarta, Indonesia from 21 st -23 rd September 2023
5	BUYER SELLER MEET IN LAC REGION - Argentina & Chile from 2 nd -5 th October 2023
6	42 nd DYE+CHEM BANGLADESH 2023 from 13 th -16 th September 2023
7	KHIMIA 2023 from 30 th October-2 nd November 2023

Events under MSME Scheme

8	Korea Chem Expo 2023 coinciding with CI Korea 2023 from 18 th -21 st April 2023
9	Inter CHARM Korea 2023 on 30 th August-2023 to 1 st September 2023 without any Government grant (Support)
10	The 22 nd China International Dye Industry, Pigments and Textile Chemicals Exhibition (CHINA INTERDYE 2023) from 26 th -28 th July 2023 at Shanghai, China

S. No. Domestic Events under MAI

1	CII India LAC conclave at New Delhi during 3 rd -4 th August 2023
---	---

Export Promotional Activities

S. No.	Date	Topic
1	12 th April 2023	Webinar on Bis Masterclass
2	10 th April 2023	Seminar on Foreign Trade Policy 2023
3	18 th April 2023	Foreign Trade Policy 2023 –Opportunities for Export Growth
4	27 th April 2023	Webinar on Export of Chemicals to Iran / Russia Under Rupee Payment
5	26 th April 2023	Webinar on “Foreign Trade Policy 2023
6	24 th May 2023	Webinar on Analysis and Implication on Supreme Court’s Decision on Pre-Import Condition Under Advance Authorization Scheme
7	30 th May 2023	Webinar on Selling to China - Tax Implications and Profit Repatriation
8	12 th June 2023	Export Growth Opportunities” A Discussion on Foreign trade policy 2023, Simplifying Export Finance & Minimizing Forex Costs
9	15 th June 2023	Webinar on “RoDTEP Procedure and Online Process to Claim”
10	23 rd June 2023	Webinar on Guidelines for Regularizing Export Receivables (Settlement in Different Currency)

S. No.	Date	Topic
11	14 th July 2023	Webinar on "Transporting Dangerous Goods-The Challenges and The Need for Managing Them"
12	26 th July 2023	Seminar with DIC Thane on ODOP product and trade related issues
13	27 th July 2023	Webinar on "Understanding Australian Industrial Chemicals Introduction Scheme (AICIS)"
14	28 th July 2023	Seminar (Capacity Building Initiative) on Global Overview of Chemical Regulations and Preparing for KKDIK (Turkey Reach)
15	18 th August 2023	Webinar on SCOMET Authorisation
16	25 th August 2023	Webinar Topic: Introduction to AEO And Its Procedures
17	24 th August 2023	Webinar on Global Regulatory Developments on PFAS: Challenge for Indian Industries Ahead in Association with Global Product Compliance
18	1 st September 2023	Webinar Topic: Customs Valuation
19	21 st September 2023	Webinar on Understanding China New Chemical Substance Registration (Mee Order No. 12) In Association with Global Product Compliance
20	5 th October 2023	Webinar on Introduction to Japanese Industrial Standards JIS And GHS Obligations in Association with Global Product Compliance
21	12 th October 2023	Webinar on EU's Carbon Border Adjustment Mechanism (CBAM) - Opportunities and Risks for The Indian Chemicals Industry
22	13 th October 2023	Webinar Topic: Export Import Documentation
23	20 th October 2023	Webinar Topic: Export Incentives with Focus on Chemical Industry
24	26 th October 2023	Webinar KKDIK Obligations and Cosmetic Compliance in Turkey
25	31 st October 2023	Webinar on Interactive session on the RoDTEP data format to be filled by exporters
26	3 rd November 2023	Webinar on INCOTERMS 2020
27	4 th November 2023	Seminar IGNITE Maharashtra Industry - Government Networking for Inclusive Transformation and Empowerment
28	9 th November 2023	Seminar "IGNITE Maharashtra Industry - Government Networking for Inclusive Transformation and Empowerment at Niyojan Bhawan, 1st Floor, Collector Office, Thane (w) Dist. Thane"
29	10 th November 2023	Webinar Role of FTAs in Exports
30	16 th November 2023	Webinar K-REACH and SDS obligations
31	17 th November 2023	Webinar Current Compliances and Changes in Exports

D. Plastics Export Promotion Council (PLEXCONCIL)

The Plastics Export Promotion Council was established in 1955 and registered under Section 25 of the Companies Act of 1956 (now Section 8 of the Companies Act, 2013) to promote the exports of Plastics & Linoleum products from India. The total membership of the Council is 2791. The

Council functions under the guidance of its Committee of Administration (CoA) and the overall supervision of the Department of Commerce. In the CoA, there are two Government nominees, i.e. one from the Department of Chemicals and Petrochemicals and one from the Department of Commerce.

During FY 2023-24, PLEXCONCIL organised the following export promotional events / activities:

S. No.	International Events under MAI Scheme
1	JEC World 2023 from 25 th to 27 th April 2023
2	Interpack 2023 from 4 th to 10 th May 2023
3	T-Plas from 20 th to 23 rd September 2023

S. No.	International Events under MAI Scheme
4	Plastimagen from 7 th to 10 th November 2023
5	Buyer Seller Meet in LAC (Guatemala) - 3 rd November 2023

S. No.	Domestic Events under MAI SCHEME
1	Reverse Buyer Seller Meet in Plexconnect India from 15 th to 17 th June 2023

Export Promotional Activities

S. No.	Date	Topic
1	8 th April 2023	Webinar on Decoding the New Foreign Trade Policy 2023
2	10 th May 2023	Webinar on Amnesty Scheme for Advance Authorisation and EPCG Scheme
3	7 th July 2023	Webinar on Areas of Disputes under the GST regime
4	11 th August 2023	Webinar on Emerging Business Opportunities through Plastic Recycling
5	15 th September 2023	Webinar on Benefits & Easy Documentation for Zero Effect Zero Defect (ZED) and other benefits of MSME scheme
6	9 th October 2023	Plexconcil participated at IGNITE Maharashtra seminar: Industry-Government Networking for Inclusive Transformation and Empowerment organised at Nagpur, Maharashtra.
7	10 th October 2023	Plexconcil participated at a program organized to promote Vibrant Gujarat at Vadodara and gave presentations on opportunities for Plastic Exports.
8	10 th October 2023	Plexconcil participated at IGNITE Maharashtra seminar: Industry-Government Networking for Inclusive Transformation and Empowerment organised at Dhule, Maharashtra.
9	13 th October 2023	Plexconcil participated at IGNITE Maharashtra seminar: Industry-Government Networking for Inclusive Transformation and Empowerment organised at Jalgaon, Maharashtra.
10	14 th October 2023	Plexconcil participated at IGNITE Maharashtra seminar: Industry-Government Networking for Inclusive Transformation and Empowerment organised at Ahmednagar, Maharashtra.
11	16 th October 2023	Plexconcil participated at IGNITE Maharashtra seminar: Industry-Government Networking for Inclusive Transformation and Empowerment organized at Nashik, Maharashtra.
12	27 th October 2023	Webinar on Global Debt Recovery Solutions & Empowering Business with information insights

E. Chemicals & Allied Products Export Promotion Council (CAPEXIL)

CAPEXIL, a premier Export Promotion Council, was set up in 1958 under the Companies Act, of 1956.

The total membership of the Council at present is 4847.

During FY 2023-24, CAPEXIL organised the following export promotional events / activities:

Export Promotional Activities

S. No.	Date	Topic
1	6 th May 2023	CAPEXIL organised Interactive Meet with member-exporters of Animal Origin Products in Lucknow, U.P. on 06/05/2023 in connection with Visit of Inspection Team from Food and Veterinary Office of the European Commission during October 16 th and 27 th October 2023.

S. No.	Date	Topic
2	12 th May 2023	CAPEXIL conducted Webinar Programme with Chennai Port Trust Authority and M/s. Container Corporation of India Ltd., Chennai.
3	30 th May 2023	CAPEXIL conducted a Webinar Programme on “Foreign Trade Policy – 2023.”
4	2 nd June 2023	CAPEXIL organised an Interactive Session cum Seminar for MSME Member Exporters with ECGC Ltd. & Yes Bank
5	14 th June 2023	CAPEXIL conducted Webinar Programme with “Facilitating MSME of Tamilnadu (FaMe TN), Government of Tamil Nadu” by Mr. S. Sakthivel, General Manager, FaMe TN, Chennai.
6	14 th July 2023	CAPEXIL conducted Webinar Programme on “Authorised Economic Operator Scheme” with Chennai Customs, Chennai.
7	28 th August 2023	CAPEXIL conducted Webinar Programme with “Directorate General of Commercial Intelligence & Statistics,” Kolkata and Small Industries Development Bank of India, Chennai.
8	31 st August 2023	CAPEXIL organised an Awareness Program (Virtual) regarding Anti-dumping Investigation started by GCC on Imports of Sanitary ware Products from India.
9	1 st September’23	CAPEXIL organised virtual Awareness Program regarding Anti-dumping investigation on imports of sanitary ware made of (Porcelain or Chinese porcelain or others) from China PR and India started by GCC-TSAIP.
10	13 th September 2023	CAPEXIL organized 3 rd Awareness Program (Virtual) regarding Status on Anti-dumping Investigation started by GCC on Imports of Sanitary ware Products from India.
11	16 th September 2023	CAPEXIL has organised Export Awards function to facilitate meritorious member exporters for their outstanding export performance during the last five years.
12	29 th September 2023	CAPEXIL conducted Webinar Programme with “The Tamil Nadu Industrial Investment Corporation Ltd., Chennai and MSME Development & Facilitation Office, Chennai and M/s. Export Credit Guarantee Corporation of India Ltd. Chennai”.
13	16 th October 2023	CAPEXIL in association with Department of Animal Husbandry organised opening meeting with Food and Veterinary Officers (FVO) audit team of European Commission to audit plants producing Animal B-Products and Derived products meant for Export to EU.
14	17 th October 2023	CAPEXIL Conducted Webinar Programme on “Export-Import Finance and its Strategies to Reduce the Cost” through virtual Mode.
15	27 th October 2023	CAPEXIL in association with Department of Commerce organised closing meeting with Food and Veterinary Officers (FVO) audit team of European Commission to audit plants producing Animal B-Products and Derived products meant for Export to EU.
16	31 st October 2023	CAPEXIL Conducted Programme on “Capacity Building Session on Emerging Opportunities from Free Trade Agreements – Industry Perspective” jointly with CII, Chennai, at ITC Grand Chola, Chennai.
17	17 th November 2023	CAPEXIL conducted “Tamil Nadu Infrastructure Summit 2023” jointly with CII, Chennai, at Hotel Taj Wellington Mews, Chennai.
18	29 th November 2023	CAPEXIL conducted Webinar Programme with “Assistant Commissioner of Customs, Chennai Customs House, Chennai, and Assistant Professor, School of Maritime Management, Indian Maritime University, Chennai, through virtual Mode.

F. Shellac and Forest Products Export Promotion Council (SHEFEXIL)

The Shellac Export Promotion Council is a non-profit company founded in June 1957, under the Companies Act, 1956 (now, Section 8 of the

Companies Act, 2013). Its name was changed to Shellac and Forest Products Export Promotion Council (SHEFEXIL) on 8th February 2007. The total membership strength is 977. The Council functions under the guidance of its Committee of Administration (CoA) and the overall supervision of the Department of Commerce.

During FY 2023-24, SHEFEXIL organised the following export promotional events / activities:

Export Promotional Activities

Event Name	Region	Country	Event Start Date	Event End Date
Vitafoods Europe 2023	Europe	Switzerland	9 th May 2023	11 th May 2023
Supply Side West 2023	NAFTA	United States	25 th October 2023	26 th October 2023
Food Ingredients Europe 2023	Europe	Germany	28 th November 2023	30 th November 2023

Export Performance

(Values in US\$ million)

S. No.	EPCs	2019-2020	2020-2021	2021-2022	2022-2023	April - November 2023
1	CAPEXIL	22490.53	25787.63	31263.83	29176.61	19325.52*
2	CHEMEXCIL	18267.42	17533.04	24313.88	23781.13	13205.42
3	PLEXCONCIL	10011.11	9860.99	13352.23	11967.00	7,404.8
4	CHEMEXCIL	2608.72	2362.30	2779.66	3679.07	2098.55

G. Sports Goods Export Promotion Council (SGEPC)

following activities during the Financial Year 2023-24:

The SGEPC has conducted / plans to conduct the

S. No.	Event Name	Region	Country	Commodity Name	Event Start Date	Event End Date
1	SGEPC India RBSM for Toys 2023	-	Mumbai, India	Toys	31/08/2023	02/09/2023
2	New York Toy Fair 2023	NAFTA	United States	Toys	30/09/2023	03/10/2023
3	ISPO 2023	EUROPE	Germany	Sports Goods	28/11/2023	30/11/2023
4	Hong Kong Toys & Games Fair 2024	NEA	Hong Kong	Toys	08/01/2024	11/01/2024
5	Spielwarenmesse International Toy Fair 2023	EUROPE	Germany	Toys	30/01/2024	03/02/2024
6	Australian Toy Hobby and Licensing Fair 2024	OCEANIA	Australia	Toys	11/02/2024	14/02/2024
7	SGEPC India RBSM for Sports Goods 2023	-	New Delhi, India	Sports Goods	19/03/2024	20/03/2024

H. Project Exports Promotion Council of India (PEPC)

Project Exports Promotion Council of India (PEPC),

an export promotion council set up by the Government, is an apex coordinating agency to facilitate project exports comprising overseas projects.

Progress of Project Exports during 2019-20 to 2023-24 (April to September)

	2019-20	2020-21	2021-22	2022-23	2023-24 (April- September 2023)
Value in Rs. crores	30,165.00	12,822.00	24,224.00	37,044.40	37,293.42
Value US\$ million	4,211.00	1,744.00	3,242.00	4,499.94	4,546.77

Activities 2023-24

- PEPC organised Capacity Building Programme for Project Exporters on 26th May 2023 at Ahmedabad (Physical).
- PEPC was an endorsement partner for the 8th Edition East Africa Transport & Infrastructure Conference organised by Bricca Consulting Pvt. Ltd. at Addis Ababa- Ethiopia on 5th & 6th June 2023.
- PEPC along with its member companies participated in the Team India Stakeholders meeting in the context of the Hon'ble Prime Minister's exhortation to Indian Missions to follow the '3T (Trade, Tourism, and Technology) strategy to boost economic diplomacy.
- PEPC along with its member companies participated in "Stakeholder discussion on 'India-Latin America and Caribbean Trade and Economic Relations' and the forthcoming CII India-LAC Business Conclave.
- PEPC organised the Capacity Building Programme for Project Exporters on 25th August 2023 in Mumbai (Physical).
- PEPC was an endorsement partner for the 5th Edition Power Tech Africa organised by Bricca Consulting Pvt Ltd at Addis Ababa- Ethiopia on 18th - 19th September 2023.
- PEPC & its member companies participated in a Stakeholders Workshop on Exports conducted by EXIM Bank in Mumbai on 2nd September 2023.

I. EEPC India

EEPC India is the Council set up under the aegis of the Department of Commerce for promoting exports in the Engineering sector.

i. Engineering Exports Scenario

Engineering exports account for nearly a quarter of India's total merchandise exports and around 3 percent

of GDP. Within the sector, the MSME sector accounts for 35-40 percent of the total exports.

India's engineering exports stood at US\$ 69.46 billion in April-November 2023 viz-a-viz US\$ 70.74 billion during the same period last fiscal, registering a negative growth of 1.81 percent. The share of engineering exports to total merchandise exports was 24.92 percent during April-November 2023 as compared to 23.72 percent during the same period, last year. During April-November 2023, 18 out of 34 panels exhibited a positive year-on-year growth. The panels which registered significant growth in exports during April-November 2023 vis-a-vis April-November 2022 were Lead and products (growth of 80 percent), Copper and Products (growth of 48 percent), Project Goods (growth of 28 percent), Tin and products (growth of 36 percent), Prime Mica & Mica Products (growth of 37 percent), Cranes, Lifts & Winches (growth of 31 percent), Other Construction Machinery (growth of 29 percent) and Project Goods (growth of 28 percent).

Region-wise, North America and the European Union remained India's topmost destinations for engineering exports with a share of 21 percent and 18 percent respectively, in India's total engineering exports. CIS registered the highest growth of 110 percent during April-November 2023 vis-à-vis the same period last year followed by WANA (growth of 20 percent), Other Europe (growth of 9 percent), North-East Asia (growth of 6 percent) and Oceania (growth of 1 percent).

ii. Brand India Engineering

To accelerate exports by enhancing the brand image of "Made in India" engineering quality and capabilities of Indian engineering products and services, EEPC India, under the aegis of the Department of Commerce, has been undertaking a brand "India Engineering" campaign since 2014. The initiative is implemented with the support of the India Brand Equity Foundation, a Trust under the Department of Commerce. In 2023-24, EEPC has been supported by IBEF for campaigning Brand "India Engineering" for three events viz. Automechanika, Dubai 2023, INDEE Kenya and BIG 5, Dubai 2023.

EEPC India also played a leading role in building Brand India's image by organising exhibitions around the globe. International Engineering Sourcing Show (IESS) became the latest concept in marketing Brand India across the world. IESS-X (16th -18th March 2023) displayed 149 products under five verticals comprising Subcontracting, Metal & Shop-floor, Industrial Machinery and Equipment, Energy & Electricals, and Innovation & Technology, to promote Brand India Engineering.

To popularise the 'Made in India' brand image in the overseas markets, EEPC's publicity programme included the screening of the Council's film titled 'Made in India' at various Seminars / Conferences, Buyer-Seller Meets, and International Exhibitions, highlighting the industrial image of India. Copies of this film were distributed amongst Chambers of Commerce and Trade Associations, both in India and abroad, Indian missions in identified thrust markets, and foreign missions in India.

iii. Initiative for Technology Upgradation for Boosting Engineering Exports

Department of Commerce, in partnership with EEPC India, has been attempting to devise ways to move into higher technology space. One of the key initiatives is to enable the upgradation of technology to boost engineering exports. This is being attempted by bridging the gap between leading R&D Labs and industry for the development of cutting-edge export-oriented technologies. For this purpose, technology meets / industry-academia interactions are organised in specific industrial clusters to identify the products and processes for R&D support. The initiative aims to sensitise the industry about various Government schemes available for technology upgradation and implement the technology development initiatives in consultation with the industry requirements, in a cluster-based approach.

Some of the key technology upgradation initiatives undertaken by EEPC India during the year include:

- EEPC India Technology Centre has provided various Technological solutions to their MSME members through Additive Technology and Reverse Engineering via initiatives taken up by the 3D Design and Development Centre
- EEPC India Technology Centre in collaboration with CSIR-AMPRI, Bhopal has also developed a Manhole cover with Composite material that has good tensile strength, abrasive, corrosion, and impact resistance as well as 30 percent lighter than Cast iron products
- Several Seminars / Workshops / Webinars were organised by EEPC India to empower MSMEs with the latest know-how of advanced, enable value addition of products, and provide a platform to connect with Engineering clusters in India

and interact with leading R&D Expert Panel and R&D labs and Academic Institutes across India

- EEPC has signed MoUs with the following institutes / technology centres for Technical Cooperation:
 - European Business and Technology Centre (EBTC) to utilize their expertise and experience to upgrade and bridge the technological gap amongst Indian MSMEs to make them more adaptable to emerging technology and become more competitive in domestic and international markets.
 - Shriram Institute of Industrial Research, New Delhi to utilise its excellent Lab facilities for testing, inspection, and consulting.
 - CSIR-CEERI, Jaipur to utilize their R & D facilities and get QC / QA support.

iv. Export Strategy Paper

- EEPC India has prepared a strategy paper titled "Unlocking India's Engineering Export Potential". This comprehensive paper delves into various aspects that currently impact India's engineering exports and offers strategic recommendations to help the industry in meeting the export target of US\$ 300 billion by 2030, set for the engineering sector.

v. Export Promotion Activities

- The Department of Commerce undertakes various export promotion activities through EEPC India. These activities include organising International Engineering Sourcing Show (IESS) coinciding with a Buyer - Seller meeting in India and product - specific Seminars / Conferences, Export Awareness Programmes, etc. in India, organising exclusive India Engineering Exhibitions (INDEEs) outside India, organising product-specific delegations to selected countries, participation in various product-specific international exhibitions, etc. to demonstrate the capabilities of Indian engineering industry and to provide the overseas buyers with true value as propagated by Brand "India Engineering". Participation in global trade exhibitions enables Indian exporters to showcase their innovations to a broader audience, fostering valuable partnerships and opening doors to new markets.
- International Engineering Sourcing Show (IESS): It is the flagship event of the Department in the engineering sector, and is considered to be the largest sourcing show organised within India for engineering products, particularly for MSMEs. The X edition of the event was held in Chennai in March 2023 with the participation of over 300 exhibitors and 450 overseas buyers from SAARC, ASEAN, Africa, EU, CIS North America, and South America.

- Indian Engineering Exhibition (INDEE): EEPCC India organises the Indian Engineering Exhibition (INDEE) which is fully focused on the Indian engineering sector to increase awareness of rapid progress in Indian engineering across the globe. INDEE was launched in 1977 and so far, 44 editions of the event have been organised across the world. INDEE has emerged as the flagship event abroad of EEPCC and a platform for small and medium enterprises to showcase their strengths in the existing / new markets.
- Bharat Mobility Global Expo 2024: To highlight India's expertise in the value chain of the mobility sector, under the overall guidance of this Department, a Global Expo titled "Bharat Mobility Global Expo 2024" is being organised from 1st - 3rd February 2024, at Bharat Mandapam, New Delhi. The Bharat Mobility 2024 will be a three-day event with focus on the entire mobility value chain under one roof and will feature specialised exhibitions such as ACMA Automechanika, an auto show, a large-scale tyre exhibition, a display of the latest electric vehicles (EVs), urban mobility solutions such as Drones, batteries, charging stations, multiple energy sources and cutting-edge automotive, and information technologies initiatives in EVs, hybrid, hydrogen, CNG / LNG, Ethanol / Biofuels etc.
- During the year EEPCC also participated in other major Internationally acclaimed engineering events, viz., Automechanika Dubai 2023, UAE - the world's largest international automotive aftermarket trade shows in the Middle East and Africa; Hannover Messe 2023, Germany - one of the world's largest trade fairs; GIFA 2023, Germany - world's leading fair for foundry technology; Expomafe 2023, Brazil - one of the largest events in Latin America in Machine Tools and Industrial Automation sector; CWIEME 2023- leading international event for the entire coil winding, electric motor, transformer, generator and e-mobility supply chain; Indusmach Africa 2023, Tanzania- Africa's mega industrial tools, equipment & machinery trade exhibition; Arab Pharma Manufacturers' Expo - An international exhibition on complete pharma manufacturing, and many more.
- Apart from the above, EEPCC also organised some virtual exhibitions including India Railway Sourcing Week 3.0 and India MSME Defence Week & RBSM 2023 this year.
- Extending its regular agenda, EEPCC India also published several reports / studies to make the members aware of the international trends and opportunities to enhance their global footprints.

J. Services Export Promotion Council (SEPC)

SEPC is an Export Promotion Council set up by the Ministry of Commerce and Industry, Government of India to facilitate services export from India.

i. Major promotional activities / events undertaken by SEPC during April - November 2023 are as follows:

- SEPC participated in the Global Education & Training Exhibition (GETEX) held at Dubai World Trade Centre, Dubai, UAE from 26th to 28th April 2023. India's participation in GETEX 2023 was the largest ever, with 30 institutions from various parts of India exhibiting their educational offerings.
- SEPC participated in Tamil Nadu MVT Summit 2023 organised by the Tourism Department of Tamil Nadu (TTDC) on 29th & 30th April 2023 in Chennai. The objective of the Summit was to boost and create a global platform to provide healthcare services and medical facilities for international patients visiting Tamil Nadu.
- SEPC organised a seminar with the support of NSIC in Raipur on 10th June 2023 to explore the opportunities and provide business in export services.
- SEPC organised a workshop on "FEMA regulations for Service Exporters" in a hybrid mode on 16th June 2023, at The Lalit, hotel, New Delhi, in association with HSBC to provide a comprehensive understanding of harnessing FEMA regulations to optimise their productivity and drive growth.
- SEPC organised a conference on Indo-US Legal Sector - Redefining Relationships, on 28th June 2023 at the office of the Consulate General of India, New York.
- SEPC organised a One-day conclave on Global Services Export Conclave on Design, Engineering, R&D, and Environmental Services: Sustainable Energy, Transportation, and Infrastructure Services in association with CEAI (Consulting Engineers Association of India) on 15th September 2023, at Le-Meridian Hotel, New Delhi. The event brought together 100+ industry experts and leaders to discuss challenges and opportunities in cross-border trade for engineering services, including Construction & Design Engineering Consultancy, Engineering, R&D, and Environmental Services.
- SEPC organised an India Pavilion at MIPCOM 2022 from 16th - 19th October 2023 in Cannes, France with the support of the Ministry of Commerce & Industry and the Ministry of Information & Broadcasting. The objective

of the participation was to position India as a Global Hub for Media & Entertainment Sector. The highlight of the event was the launch of the logo “Positioning India as a Content Hub of the World.”

- SEPC participated in the Legal Services Conclave on “Globalisation of Businesses: Legal Support & Institutional Solutions” organised by CII on 30th– 31st October 2023 in New Delhi.
- SEPC organised an India Pavilion from 6th to 8th November 2023 at ExCel London. 25 Indian companies participated in the India Pavilion.

ii. Memorandums signed by SEPC

- SEPC signed a Memorandum with The Market Research Society of India (MRSI) on 5th April 2023 for the promotion of the export of consumer research, insights, and analytics services through the implementation of a focused and monitored action plan.
- SEPC signed a Memorandum with the Federation of Freight Forwarders Association in India (FFFAI) on 4th May 2023 to enhance the business opportunities and competitiveness of Indian companies across Maritime Transport

and Logistics services through the implementation of a focused and monitored action plan.

- SEPC signed a Memorandum with The Air Cargo Agents Association of India (ACAAI) on 4th May 2023 for the benefit of Maritime Transport and Logistics services sectors to promote knowledge sharing, training, skilling, and conducting Regional / National / International events / exhibitions, etc.
- SEPC signed a Memorandum with the Federation of Buying Agents on 5th May 2023 to design / develop and execute Business Growth and Generate Opportunities for the FBA Members' domestic RBSM model as well as the International BSM Model.
- SEPC signed a Memorandum with the Media and Entertainment Skill Development Council (MESE) on 14th August 2023 to enhance the business opportunities and competitiveness of Indian companies across Media and Entertainment Services through the implementation of a focused and monitored action plan.

iii. India's Services Trade

(Values in US\$ billion)

S. No.	2018-19	2019-20	2020-2021	2021-2022	2022-23 (p)	April-December 2023(*)
Exports	208	213	206	254	325	247
Imports	126	128	117	147	182	129

Source: RBI>(*Provisional)

iv. Advantage Healthcare India:

- The 7th edition of Advantage Healthcare India was organised from 17th – 19th August 2023 at Mahatma Mandir Convention and Exhibition Centre, Gandhinagar, Gujarat. The event witnessed the participation of industry leaders in healthcare from across the globe in various fields including healthcare services, medical technology / devices, pharmaceuticals, and Government agencies. Advantage Healthcare India has strengthened its position as the biggest and unique platform for Medical Value Travel in the world. AHCI aimed to bring

together professionals, stakeholders, and experts from the healthcare industry to discuss advancements, challenges, and opportunities in the Indian Medical Value Travel Sector.

- The event featured an Exhibition, Conference (Regional Forums, CEOs Roundtable session, thematic sessions), B2B Meetings, Hospital Visits, and MoUs Signing, Reverse Buyer Seller Meet Program and witnessed participation by all leading Indian Hospitals, Healthcare Centres, Wellness Organisations, Government organisations, and renowned medical experts.

K. Indian Oilseeds and Produce Export Promotion Council (IOPEPC)

S. No.	Activity	Physical	Financial
1	World Food Moscow 2023	<p>Targeted</p> <p>To successfully meet prospective buyers from different countries. To give the impression to the buyers that India is a consistent supplier of quality oilseeds to the world.</p> <p>Achieved</p> <p>Due to participation in this important Trade Fair, our exporters could successfully meet prospective buyers from different countries. This kind of meeting gives the impression to the buyers that India is a consistent supplier of oilseeds to the world.</p>	<p>Targeted</p> <p>Ground Nuts are the third largest oilseed import of Russia Covering 9% (US\$ 221,200,927) followed by Sesame Seed Covering 1% (US\$ 30,360,491) of their import trade. Russia is the largest country in the world. Russia's total import of groundnut is approx. 1.63 Lakh MT. India is the second largest exporter of groundnut accounting for 1.5% of total imports of Russia. Russia's total import of sesame seed is approx. 16634 MT. India is the largest exporter of sesame seed to Russia accounting for 86% of the total import of Russia. We want to increase India's share in the import of Groundnut and Sesame Seed from Russia.</p> <p>Achieved</p> <p>Our member exporters could generate 125 Nos of inquiries and could generate business of Rs 15.28 crores. Our exporters are expecting to generate more business through the inquiries received, MoU negotiated, and MoU signed.</p>
2	Anuga 2023	<p>Targeted</p> <p>EU is one of the big and important markets for oil seeds and oils. The total import of groundnut and sesame seed from the EU is approx. 7,00,000 mt and 1,46,000 mt respectively. There is a lot of scope to further boost the exports. Our Exporters can successfully meet Prospective Buyers from different countries like China, Greece, Canada, Korea, etc. to give the impression to the buyers that India is a consistent supplier of oilseeds to the world.</p> <p>Achieved</p> <p>Our exporters could successfully meet prospective buyers from different countries like China, Greece, Canada, Korea etc. Meeting the buyers from the trade and food service sector from different countries, our exporters understand the need for importing countries' quality requirements, and the regulations being followed by respective countries. Also, our exporters could update the European Union buyers about overcoming the issues of ETO, Salmonella, and pesticides. They were assured of the quality of Indian Sesame Seed. This will help our exporters regain the confidence of EU importers and our market share in the next 2 to 3 years</p>	<p>Targeted</p> <p>Till 2019, India's export of Sesame Seed to European Countries was approx. 75000 MT which came down to 25,000 to 30,000 MT in the last three to four years. The reason behind this fall in exports was mainly due to ETO and to some extent due to Salmonella and Pesticides issue. Due to efforts put in by IOPEPC by introducing Standard Operating Procedures and backward integration for exports we could fully overcome the ETO issue. In the next two to three years we are confident to regain the major share of the European Market.</p> <p>Achieved</p> <p>Our member exporters could generate 125 Nos of inquiries and could generate business of Rs 15.28 crores. Our exporters are expecting to generate more business through the inquiries received, MoU negotiated, and MoU signed.</p>
3	Gulfood 2024	<p>Targeted</p> <p>The Middle East food industry is flourishing. Rapid population growth, booming food service, re-export market, and diverse and affluent consumers demanding new trends, tastes, and products, making it immensely important to the exporters of oilseeds and oils from India. UAE is considered to be a gateway to the Middle East region which is the biggest importer of food items in the world</p> <p>Achieved</p> <p>To participate</p>	<p>Targeted</p> <p>The export of Sesame Seed and Groundnut from India to the U.A.E. during 2021-22 was 5424 MT and 18589 MT respectively. To further increase India's share in the import of Sesame Seed and Groundnut from India to the U.A.E</p> <p>Achieved</p> <p>To participate</p>

L. Textiles

- The Department of Commerce, under its Market Access Initiative (MAI) scheme has been providing financial support to various Export Promotion Councils (EPCs) and Trade Bodies engaged in the promotion of textiles and garments exports, for organizing and participating in trade fairs, exhibitions, buyer-seller meets, etc.
- To promote textile products, 144 events (129 international events and 15 RBSM) were approved during 2023-24 under the assistance of the MAI scheme with an outlay of 10397.42 lakhs.
- RBSMS were organised by the Textile EPCs in New Delhi, Mumbai, Varanasi, Kolkata, and Greater Noida.
- Rebate of State and Central Taxes and Levies (RoSCTL) on exports of Apparel / Garments (Chapters 61 & 62) and Made-ups (Chapter 63) has been extended till 31st March 2024.
- The other textile products (excluding Chapters 61, 62, and 63) that are not covered under the RoSCTL are eligible to avail the benefits, if any, under Remissions of Duties and Taxes on Exported Products (RoDTEP) along with other products.
- Under FTP 2023 four new towns—Faridabad,

Mirzapur, Moradabad, and Varanasi—designated as Towns of Export Excellence (TEEs) in addition to the existing 39, can avail of financial assistance under the MAI scheme on a priority basis. Out of the existing 39 Towns of Export Excellence, 22 are in Textile Sector.

M. Pharmaceuticals Export Promotion Council (PHARMEXCIL)

Pharmaceuticals Export Promotion Council of India was established in 2004 under the Companies Act, of 1956, keeping in mind the unique requirements of the Indian Pharmaceutical industry for export promotion.

i. Export Performance

During 2022-23, Indian pharma exports grew by 3.25% to reach US\$ 25.39 billion and contributed to 5.7% of India's total merchandise exports. India's top 5 pharma export destinations in 2022-23 were the U.S.A, Belgium, South Africa, the UK, Brazil, and the Netherlands.

The pharma exports during April-November 2023 reached US\$ 17.92 billion with a growth of 8.04% as compared to exports in the corresponding period in the previous year. The category-wise summary of exports during April- November 2023 is as below:

Product Category	2022-23	Apr- Nov 2022	Apr- Nov 2023	% Growth	% share
Drugs Formulations & Biologicals	18,446.65	12,040.91	13,173.17	9.40	73.51
Bulk Drugs & Drug Intermediates	4,681.29	3,023.26	3,029.04	0.19	16.90
Ayush & Herbs	628.47	407.92	403.64	-1.05	2.25
Surgical	620.01	406.19	470.31	15.79	2.62
Vaccines	1,017.63	709.75	844.74	19.02	4.71
Total	25,394.05	16,588.03	17,920.91	8.04	100.00

Source: DGC&S

A huge market opportunity is emerging for Indian manufacturers in the untapped but potential markets of LAC (Latin America and the Caribbean), Africa, and Asia. Further, on account of its skill, cost, and delivery advantages, there are strong growth prospects for India as an outsourcing destination for Contract Research and Manufacturing Services (CRAMS), clinical research, biotechnology, bioinformatics, etc.

ii. Brand India Pharma Project

Brand India Pharma project has been launched since 2012 to promote Indian pharma products in

the international markets with emphasis being given on "Made in India" logos to highlight the potential of this sector and to project India as a preferred destination, due to quality and affordability. Pharmexcil has entered MoUs with Research Associations and Councils of various countries such as Korea, China, Philippines, Ukraine, etc. to promote bilateral trade in pharmaceuticals. Mutual Recognition Agreements between the regulatory authorities of focus countries are also being followed up on a priority basis. Recognition of Indian Pharmacopoeia by trade partners such as South Asia, Africa, and Latin American regions is also a priority. Following

sustained efforts, Indian Pharmacopeia has been accepted by Afghanistan, Ghana, Nepal, Mauritius, and Suriname.

iii. Reducing dependency on the import of APIs

India is heavily dependent on imports of Active Pharmaceutical Ingredients (APIs) / Key Starting Materials (KSMs) / Drug Intermediates (DIs) to meet the requirements of the domestic sector as well as for manufacturing formulations. To contribute to strengthening the country's drug security, under the Self Reliance Initiative, Pharmexcil with the financial support of the Department of Commerce prepared a detailed Project Report on ways to reduce India's import dependence on APIs / KSMs / Intermediates, for the benefit of Department of Pharmaceuticals.

Subsequently, the Government has launched Production Linked Incentive (PLI) Schemes for the promotion of domestic manufacturing of critical Key Starting Materials (KSMs) / Drug Intermediates (DIs) and Active Pharmaceutical Ingredients (APIs) as well as for the production of high-value pharmaceutical products such as biopharmaceuticals, complex generic drugs, patented drugs or drugs nearing patent expiry. The schemes have also been launched for the development of three Bulk Drug Parks and four Medical Device Parks across the country providing financial assistance for the creation of common infrastructure facilities in these parks.

iv. Support to the Industry

The Department of Commerce supports the Pharma industry through its Market Access Initiative (MAI) scheme by reimbursing part of expenses incurred on product registration in foreign countries up to Rs. 2 crores per exporter per annum, to encourage the industry to register more products in new and potential markets. Pharmexcil disbursed an amount of Rs. 31.87 crores to its members under the MAI scheme towards reimbursement of product registration charges during 2022-23. Department of Commerce has also been closely interacting with foreign Governments, global regulatory agencies, and Indian Missions to resolve the regulatory and market access issues faced by Indian industry in accessing foreign markets. The Department of Commerce is also proactively working towards establishing footprints in under-penetrated / potential international markets viz. Japan, Korea, China, Indonesia, Latin America region, Africa, etc. As part of its efforts to guide the Indian industry to adhere to global regulatory standards and regulations, Pharmexcil launched a Capacity Building Programme on Quality

Compliance & Patient Safety on 15 September 2023 to be conducted across 10 cities during the next 5 months.

v. Global Outreach and B2B Engagements

Some of the major events organised / participated by Pharmexcil during 2023-24 are:

- Webinar on Opportunities for Indian Pharmaceutical Companies in Moscow Region, Russia on 13th April 2023
- Korea Pharm & Bio at KINTEX, Seoul, Korea from 18th – 21st April 2023
- Preparation of report on Market Access Barriers in the Pharmaceutical Sector in India's key Export Markets in partnership with IPA – April 2023
- Official Roadshow of the Moscow Region in President Mumbai, IHCL SELECTIONS - Opportunities in the Pharmaceutical and Chemical Market of The Moscow Region on 8th April 2023
- India Pavillion at Belarusian Healthcare / Belarus Medica at Minsk, Belarus from 23rd – 26th May 2023
- 9th edition of IPHEX organised by Pharmexcil at Hitex Exhibition Center, Hyderabad from 5th – 7th July 2023
- Vietnam MEDI-PHARM EXPO in Ho Chi Minh City, Vietnam from 3rd – 5th August 2023
- B2B meeting during Nigeria-India Presidential Roundtable and Conference in Le Meridien, New Delhi on 6th September 2023
- Capacity Building Programme on Quality in Pharma & Export Finance in ITC Kakatiya, Hyderabad on 26th September 2023
- Iran Pharma 2023 in Tehran, Iran from 27th -29th September 2023
- Capacity Building Programme on "Importance of Quality Compliance & Patient Safety – Industry Practices & Regulatory Expectations" in The Lalit, Chandigarh on 6th October 2023
- CPHI Worldwide in Barcelona, Spain from 24th -26th October 2023
- Round table discussion with CEO, Saudi Food and Drug Authority in Taj Palace, Delhi on 2nd November 2023
- Capacity Building Program on "Pharmaceutical Quality Compliance & Foreign Trade" in ACG Auditorium Sci-Tech Center, Mumbai on 9th November 2023
- BSM Africa in Kenya, Ethiopia, Nigeria, and Benin from 15th – 25th November 2023
- Capacity Building Programme on "Importance of Quality Compliance & Patient Safety – Industry Practices & Regulatory Expectations" in The Capitol Hotel, Bangalore on 15th December 2023.

- Signing of MoU with the Roscongress Foundation at St. Petersburg, Russia on 20 December 2023.

2. OTHER ORGANISATIONS

A. Federation of Indian Export Organisations (FIEO)

FIEO provides the crucial interface between the International Trading community of India with the Central and State Governments, Financial Institutions, Ports, Railways, Surface Transport and all engaged in Export Trade Facilitation.

Major Activities and Achievements

- During the fiscal year 2022-23, FIEO orchestrated a total of 740 strategically located export promotion programmes across India as well as abroad, devising strategy and streamlining the process for exporters to seamlessly market their products.
- FIEO actively addresses exporters' concerns by liaising with relevant authorities to facilitate prompt resolution.
- Through diverse communication channels, FIEO offers exporters the opportunity to engage in online discussions with its experts on matters pertaining to international trade, enabling them to seek clarifications on policy issues and more.
- FIEO arranges interactive sessions with policymakers, ensuring that critical trade matters are brought to the Government's attention for swift resolution.
- Being an integral part of various committees and task forces established by both Central and State Governments, such as the Board of Trade and Parliamentary Standing Committee, FIEO provides crucial insights on a range of trade policies.
- Throughout the year, FIEO organised interactive video conferences with Indian Ambassadors in various countries, fostering discussions on business promotion, challenges, and opportunities for Indian exporters.
- Additionally, FIEO orchestrated a series of B2B meetings, exhibitions, and participation in international trade fairs, both physically and virtually, to further promote trade relations with different countries.
- FIEO received recognition and honour from the Hon'ble Minister of MSME, Government of India, Mr Narayan Rane, as the Best Supporting Organisation during the 1st Edition of UPITS 2023. FIEO was awarded the "Institutional Game Changer" Award for 2022-23, for the second year in a row.
- At the request of the Uttar Pradesh Government and with the backing of the Ministry of Commerce, FIEO successfully facilitated the participation of over 400 international buyers for the grand UPITS show. This milestone marks a significant achievement for FIEO, representing the first instance of such a feat in the organisation's history.
- FIEO established a proactive War Room, comprising Regional Heads and key officers, under the guidance of the DG & CEO. Its primary objective is to assess the current situation, and promptly address concerns within the Exim community, ensuring swift and seamless exports.
- The Indian Trade Portal, – A one-stop information trade portal of India developed and maintained by FIEO, currently provides information on 98 countries (including 10 new countries added in the year), representing 95% of the world's total imports and 91% of India's exports .
- To keep the Indian Exim community informed about international trade developments, FIEO has published over 2800 trade alerts, and 950 news updates, and responded to over 4000 trade and tender queries through the Indian Trade Portal.
- Indian Business Portal is the only such marketplace that is exclusive for exporters registered in India and is custom-built to support exporters with a range of bespoke features and relevant partners integrated to build this ecosystem. The Strategic objectives of the Indian Business Portal are digitising Indian Exporters and helping them become discoverable online; promoting exports from all Indian States; showcasing India's strength in a wide range of Products & Services; encouraging virtual meetings between buyers and sellers; and providing a trusted network of Indian Exporters to Foreign Buyers.
- 14000+ SMEs are registered on the FIEO Global Linker platform and of those 2000+ have already joined with over 40,000+ products and services listed on Indian Business Portal.
- FIEO launched the "Ease of Logistics Portal," an initiative of FIEO to bring exporters and logistics service providers on a single platform to discuss and finalise business.
- The FIEO Niryat Mitra Mobile App is a valuable tool for Indian exporters, as it provides them with a single platform to access all the information and services they need to export their products and services. Niryat Mitra Mobile App is available on both Android and iOS devices with more than 1 lakh downloads and an excellent rating of 4.8.

During the year 2023-24, FIEO has pursued important issues with the Government regularly which finally got resolved viz:

- Amnesty scheme for one-time settlement of default in export obligation by Advance and EPCG authorisation holders.
- Relaxation in delay in submission of installation certificate under the EPCG Scheme.
- Deferment of the requirement of additional qualifiers for exports and imports till 1st October 2023
- One-time relaxation from maintaining Average Export Obligation and the option to avail extension in the EO period for specified EPCG authorizations due to the COVID-19 pandemic.
- Simplification in the process of levying of Composition fee in case of Export Obligation Period EOP under AA Scheme.
- One-time relaxation in the submission of an additional fee to cover excess duty utilised in EPCG authorisations issued under Foreign Trade Policy (2009-14) (extended up to 31st March 2015).
- RAs to again re-open and examine all such MEIS / SEIS applications, which have been kept pending and are deficient at the RAs under provisions of Para 3.06 of the HBP 2015-20.
- Requirement of Health Certificate accompanied with the import of food consignments (Milk and Meat Products) deferred till further orders.
- 122 Booking Post Offices authorised to accept consignments for e-com export.
- Tag, tracking device, or data logger already affixed on the container at the time of import is also eligible for exemption from the duty of customs and the integrated tax.
- DGFT Officials will be Available on Video Conference Every Day in the Morning to provide SION Fixation Assistance Online.
- Inclusion of export sectors / items in Chapter 28,29,30 & 73 in Appendix 4R under RoDTEP for exports made from 15th December 2022 to 30th September 2023.

In addition to the above, FIEO publishes many monthly and weekly bulletins, reports, articles, etc. on various topics to keep the trade and industry updated on the latest happenings in the international trade sector. FIEO recognizes exporters and export facilitators and confers the “Niryat Shree” and “Niryat Bandhu” Awards respectively to encourage the exporters to perform better, year to year.

B. India Brand Equity Foundation (IBEF)

The India Brand Equity Foundation (IBEF) is a Trust established by the Department of Commerce, Ministry of Commerce and Industry, Government of India. IBEF's primary objective is to promote and create international awareness of Brand India in overseas markets and to facilitate the dissemination of knowledge about Indian products and services. Towards this objective, IBEF works closely with stakeholders across Government and industry.

IBEF carried out several branding activities during 2023-24. Highlights of key initiatives are given below:

Activities of IBEF

- Provided branding inputs and support for the Department of Commerce's G20-related activities. In addition, a PMU unit was set up and managed by IBEF for the Department of Commerce.
- Worked closely with the Ministry of Culture and Quality Council of India for the selection of an agency for the creation of a brand campaign and other activities.
- Branding and promotion of India's participation at Gulfood Dubai and other key events in collaboration with APEDA.





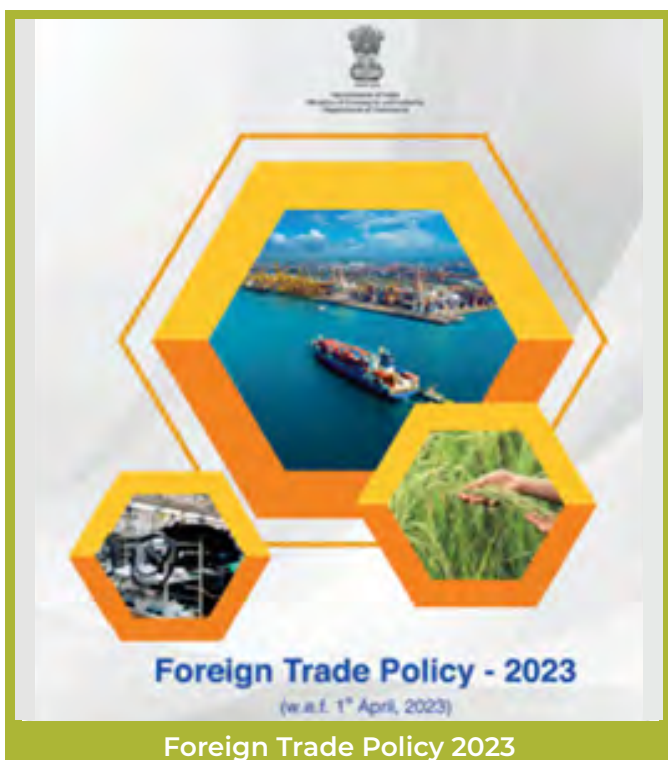
Branding and promotion of India's participation at Gulfood Dubai

- Provided branding and design support to EEPC and for events like INDEE, IESS, etc.



IESS Inauguration

- Branding and design support for the new Foreign Trade Policy



Foreign Trade Policy 2023

- Developed the Shree Anna "Indian Millets" logo and branding strategy in collaboration with APEDA.
- Designed the 9-year achievements booklet of the Department of Commerce.

3. STATES / UTs SPECIFIC EXPORT STRATEGIES

To achieve better coordination with States and UTs, the Department of Commerce has nominated Additional Secretary / Joint Secretary level officers as nodal officers for institutionalising a mechanism for regular and effective coordination and communication with States / UTs.

The nominated nodal officers are the single contact point for all matters related to the State / UT concerning the Department of Commerce. The nodal officers visit their allotted States / UTs from time to time. They work closely with the States / UTs on various trade-related matters including formulation / implementation of an 'Export Strategy' and address any issues or impediments to trade.

The Department of Commerce has been actively interacting and engaging with the State Governments / Union Territories to create an enabling environment to boost goods and services exports from the country by way of assisting them in formulating a comprehensive export strategy based on an assessment of the State's strengths. To improve export performance in partnership with the States, the States have been urged to identify items with export potential. Financial Assistance is also being provided by the Department for the formulation of the Export Strategy of the State. So far, 24 States have prepared their Export Strategies. The Export strategies of 07 States / UTs (Bihar, Haryana, Manipur, Rajasthan, Punjab, UT of Ladakh, and UT of Jammu Kashmir) are under process.

Chapter 6

COMMERCIAL RELATIONS, TRADE AGREEMENTS AND INTERNATIONAL TRADE ORGANIZATIONS

1. TRADE WITH SOUTH-EAST ASIA

ASEAN Region

i. Introduction

India announced its 'Look East Policy' in 1991 to seek greater engagement with East Asian countries. In 2014, the policy was upgraded to 'Act East Policy' which focuses on the extended neighbourhood in the Asia Pacific Region. To address the economic cooperation content of the 'Act East Policy', a continuous dialogue is maintained with ASEAN (Association of Southeast Asian Nations) countries viz. Brunei Darussalam, Cambodia, Indonesia, Lao PDR, Malaysia, Myanmar, Philippines, Singapore, Thailand, and Vietnam. Summit level engagements, Ministerial meetings and official level discussions are held to fulfil the objectives of Act East Policy.

ii. Trade Framework

a. Agreements with ASEAN

India and the ASEAN signed the ASEAN India Trade in Goods Agreement (AITIGA) under the broader framework of the Comprehensive Economic Cooperation Agreement (CECA) between India and the ASEAN on 13th August 2009. The Agreement came into force on 1st January 2010 in respect of Malaysia, Singapore and Thailand, and in the case of other ASEAN countries, on different dates in 2010 and 2011.

India and ASEAN Member countries have also signed an agreement on Trade in Services and Agreement on Investment in November 2014. These agreements came into effect on 1st July 2015.

India and ASEAN have initiated the process for the review of AITIGA. The Ministers in the 19th AEM-India Consultations held on 16th September 2022 endorsed the Scope of Review of AITIGA and activated the AITIGA Joint Committee to undertake the review. Two meetings of the AITIGA Joint Committee have been held so far in May 2023 and August 2023. The Terms of Reference of the AITIGA Joint Committee, the Work Plan of the AITIGA Review Negotiations and the Negotiating Structure for the Review of the AITIGA have been finalized by the AITIGA Joint Committee and the same were endorsed by the Ministers during the 20th AEM-India Consultations held on 21st August 2023.

b. India-Singapore Comprehensive Economic Cooperation Agreement (CECA)

A Comprehensive Economic Cooperation Agreement (CECA) was signed with Singapore on 29th June 2005 which became operational from 1st August 2005. The 1st Review of India-Singapore CECA was concluded on 1st October 2007 and the 2nd Review was concluded on 1st June 2018. The 3rd Review of India-Singapore CECA was launched on 1st September 2018. The scope of the review is under finalization between both parties. India is looking to expand the service schedule in the CECA for increased market access and benefits.

iii. Recent trade related activities

a. 13th India-Thailand Joint Trade Commission meeting

The 13th meeting of the India-Thailand Joint Trade Committee (JTC) was held at the Joint Secretary / DG level on 20th April 2023 in New Delhi. Both sides reviewed the bilateral trade and discussed market access issues and technical barriers faced by their exporters. India raised the restriction faced in its export of marine, poultry and meat products. Both sides also identified a range of potential commodities and sectors for strengthened partnership such as value-added marine products, smart phones, electric vehicles, food processing, services, and pharmaceuticals.

b. 5th India-Vietnam Joint Trade Sub-Commission (JTSC) meeting

The 5th meeting of the India-Vietnam Joint Trade Sub-Commission (JTSC) was held on 8th August 2023 in New Delhi at the Additional Secretary / Deputy Minister level. Both sides reviewed the progress on bilateral trade and economic cooperation and discussed ways to unlock the vast untapped potential of bilateral trade. Both sides identified potential sectors such as agriculture, fisheries, textiles, footwear, pharmaceuticals, chemicals, fertilizers, machinery and equipment, consumer products, energy and automobile industry, for expanding trade cooperation. Indian side raised the issues of pending registration of Indian fishery and meat establishments for export, restricted market access in public procurement of drugs for Indian pharmaceutical companies and high anti-dumping duties imposed on Indian polyester filament yarn products and sorbitol.

c. Annual ASEAN-India Senior Economic Officials' and Economic Ministers' meetings

The 37th and 38th SEOM-India Consultations (ASEAN-India Senior Economic Officials' Meeting), organised by the ASEAN Secretariat, were held on 26th May 2023 in Jakarta, Indonesia and on 14th July 2023 in Surabaya, Indonesia respectively. These meetings were followed by 20th AEM-India Consultations (ASEAN-India Economic Ministers' Meeting) held on 21st August 2023 in Semarang, Indonesia. The ministerial meeting reviewed trade and economic relations, welcomed the progress of the Review of the ASEAN-India Trade in Goods Agreement (AITIGA) and endorsed the Term of Reference of the AITIGA Joint Committee, the Work Plan and the Negotiating Structure for the AITIGA Review.

iv. ASEAN Trade

India's trade with ASEAN countries was US\$ 131.58 billion during the year 2022-23 and US\$ 77.62 billion during 2023-24 (April-November (P)). Major destinations for India's exports and imports in the region are Indonesia, Singapore, Malaysia, Thailand and Vietnam. The major commodities of export include petroleum products, organic chemicals, bovine meat, gems & jewellery, turbojets and IC engines, floating structures, light-vessels etc. The major commodities of import include coal, vegetable oils, electronic equipment and components, plastic & articles and iron & steel.

Country-wise trade data for the ASEAN Region

(Values in US\$ Million)

S. No.	Country	2022-23			2023-24 (Apr-Nov) Provisional		
		Exports	Imports	Total Trade	Exports	Imports	Total Trade
1	Brunei	69.48	303.99	373.47	46.43	63.25	109.68
2	Cambodia	220.43	146.02	366.45	121.44	149.40	270.84
3	Indonesia	10,024.30	28,820.41	38,844.71	4,438.09	15,402.48	19,840.57
4	Lao Pd Rp	16.98	74.30	91.28	8.83	54.83	63.66
5	Malaysia	7,156.16	12,734.94	19,891.10	4,327.12	7,421.33	11,748.45
6	Myanmar	807.00	954.74	1,761.74	450.96	686.80	1,137.76
7	Philippines	2,094.15	959.59	3,053.74	1,301.19	921.81	2,223.00
8	Singapore	11,992.94	23,595.35	35,588.29	7,861.56	14,525.51	22,387.07
9	Thailand	5,709.81	11,193.36	16,903.17	3,292.52	6,812.08	10,104.60
10	Vietnam	5,909.16	8,794.73	14,703.89	3,519.20	6,215.12	9,734.32
Total Of ASEAN		44,000.41	87,577.43	1,31,577.84	25,367.33	52,252.61	77,619.94
India's total		4,51,070.00	7,15,968.90	11,67,038.90	2,78,767.53	445,143.21	7,23,910.74
% Share in India's total		9.75	12.23	11.27	9.10	11.74	10.72

Source: DGCI&S, Kolkata

2. TRADE WITH NORTHEAST ASIA

i. India-Korea CEPA Upgrade Negotiations

- 9th round of IKCEPA upgrade negotiations was held in Seoul from 3rd-4th November 2022 in which issues related to goods, services, investment, Rules of Origin and Customs were discussed. The Indian delegation was led by Shri Anant Swarup, JS and Chief Negotiator.

The 10th round will be held in Delhi from 30th - 31st January 2024.

- India and Korea have set a target of US\$ 50 billion bilateral trade by 2030. The bilateral trade has touched the figure of US\$ 28 billion in 2022-23.
- 2023 was the 50th year of establishment of diplomatic relations between the two countries.

ii. Trade and Investment Roadshow in Korea

- A Trade and Investment Roadshow was held in South Korea from 16th-18th October 2023 under the lead of Secretary, DPIIT and support of the Indian mission in Seoul, with the aim to promote India as an attractive investment destination and to promote Indian products in Korea. The focus sectors for investment were semiconductors, display manufacturing, electronics, EVs, automobiles and textiles and for promotion in trade were textiles and food processing.
- DPIIT, DoC, DHI, M/o Textiles, Bureau of Indian Standards and India Semiconductor Mission officials participated in Trade and Investment Roadshow.

iii. WGT meeting and Roadshow in Taiwan

- The 8th Working Group on Trade (JS-DG level) meeting was held between India and Taiwan on 11th August 2023 in Taiwan in which issues related to market access, non-tariff barriers, supply chain diversification, cooperation in supply chain diversification and supply chain for APIs were discussed.
- On the side-lines of 8th Working Group on Trade, a trade Promotion and Investment Roadshow led by Shri Anant Swarup, JS was held in Taiwan from 10th-12th August 2023 with participation of leather and footwear, textile, and pharma sectors from India.

iv. India-Japan CEPA

- The India Japan CEPA came into force on 1st August 2011. The agreement covers Goods, Services, Rules of Origin, Movement of Natural Persons, Telecom, Financial services, Investment, IPRs, Government Procurement, Sanitary and Phytosanitary Measures, Customs Procedures and Cooperation in other Areas.
- India has sought review of CEPA with Japan.

v. Bilateral Trade with Japan

- The bilateral trade between India and Japan has increased from US\$ 15.51 billion in 2014-15 to US\$ 21.96 billion in 2022-23.
- Both countries have agreed to accept the e-Certificate of Origin as a step towards simplification of custom procedures.

vi. China

- The bilateral trade between India and China has increased from US\$ 72.34 billion in 2014-15 to US\$ 113.82 billion in 2022-23.

3. TRADE WITH SOUTH ASIA

- **Signing of India-Nepal Treaty of Transit on 1st June 2023:** The revised Treaty of Transit will facilitate movement of Nepal originating and Nepal bound third country cargo through the territory of India. Such movement would utilize assets in the Indian territory and consequently involve incurring of associated costs.
- **15th Meeting of Joint Working Group (JWG) between India-Bangladesh on 26th-27th September 2023:** The 15th JWG meeting discussed a host of bilateral issues such as removal of port restrictions, ground work on commencement of CEPA, harmonization of standards and mutual recognition of standards, supply of essential commodities to Bangladesh, development of road and rail infrastructure, regional connectivity through multi-modal transportation, creation / strengthening of infrastructure in Land Customs Stations / Integrated Check Posts, border haats etc.
- **Market Access Initiative:** The following trade promotional events have taken place so far in the year 2023-24:
 - **Bangla Med Expo 2023** is the leading healthcare business platform, organized by EEPIC India in Bangladesh from 22nd-24th September 2023. The primary goal of the event is to connect manufacturers and service providers with clinicians, procurement professionals, dealers and distributors. It has also brought latest innovations in healthcare, from state-of-the-art imaging equipment to the most cost-effective disposables; developments in surgery to advances in prosthetics.
 - **41st Dye+Chem Bangladesh Expo 2023** is the biggest meeting place for buyers and suppliers of dyestuffs & Chemicals and provide an interactive platform for Exhibitors to generate business through displays / direct interaction. This was organized by CHEMEXCIL from 4th-7th September in Bangladesh. This event will enhance the synergy effect and attract top-level professionals from the industry thus improving technology, focus and visitors of the expo.

- **Intex South Asia-Bangladesh** is the biggest and most established international textile sourcing show of South Asia, organized by PDEXCIL from 22nd-24th June 2023 in Bangladesh. The purpose of the event is to fulfil the growing demand for innovative and trendy fabrics and accessories for one of the biggest apparel manufacturing regions in the world.
- **India International Trade Expo cum BSM** is an exclusive stage set for Indian exporters to get connected with the multi sector decision-makers in Nepal & the nearby region. The event was organized by FIEO from 1st-3rd September 2023 in Nepal. The purpose of the event is to enable Indian exporters of Auto & Auto parts, auto spare parts, building materials, construction, electrical & electronics, power to strike bulk deals.
- **Dhaka International Yarn & Fabric Show** was organized by SRTEPC from 13th-16th September 2023 in Bangladesh. This fair showcased the entire range of yarn and fabric.
- **Intex South Asia-Sri Lanka** is the platform for untapped South Asian intra-regional trade, by delivering access to industry developments, networking opportunities and strategic initiatives with other global suppliers from across South Asia and the world to help expand industry and business, in one location, under one roof. The fair is organized by Worldex India Exhibition & Promotion Pvt. Ltd., has been endorsed by Ministry of Industry & Commerce (Government of Sri Lanka), Sri Lanka Export Development Board (EDB), Joint Apparel Association Forum (JAAF) and many other leading international industry associations and Chambers of Commerce from 9th-11th August 2023.
- **Construction and Power Sri Lanka** provides a common platform for all industries that link with construction power and energy and will give the participants a chance to show case their products & services which cover all spheres related to the industry. The event was organized by ASSOCHAM from 7th-9th July 2023 in Sri Lanka.

November 2023. The meeting was co-chaired by Ms. Priya P. Nair, Economic Advisor, Department of Commerce, Ministry of Commerce and Industry, Government of India, and Mr. Tages Mulugeta, the Lead Executive of the International and Regional Trade Integration, Ministry of Trade & Regional Integration, Ethiopia, Ambassador of India to Ethiopia and other senior officials from both sides also participated in the JTC.

During the JTC, both sides discussed a range of issues hindering bilateral trade and explored ways to enhance trade promotion between the two countries. The Indian side invited the Ethiopian side to collaborate on the Unified Payment Interface (UPI) of India with EthSwitch of Ethiopia. Further, the Indian side also urged Ethiopia to explore the possibility of settlement of trade transactions in local currency which will help boost bilateral trade and conserve foreign exchange.

ii. 18th CII-Exim Bank Conclave

18th CII - Exim Bank Conclave on India-Africa Growth Partnership themed "Creating Shared Futures" was held from 14th-16th June 2023 in New Delhi. The gathering featured more than 1500 delegates comprising of leading Indian industry and representatives from almost 67 countries including 45 African Countries. The conclave covered a diverse range of sectoral sessions including Infrastructure, Financing, Space, Agriculture & Food Processing, Defence, Manufacturing, Trade, ICT, Critical Minerals, Skill Development, Trilateral Partnerships, Water, Healthcare & Pharmaceutical and Power & Energy. The event witnessed the eminent participation of Hon'ble Commerce & Industry Minister, Hon'ble External Affairs Minister and Hon'ble MoS for External Affairs and several other senior Government officers and business delegates from India.

iii. Meeting with Indian missions in Africa Division

In a collaborative effort to propel Indian exports for the financial year 2023-24, the Department of Commerce has embarked on a strategic journey. Recognizing the significance of the Sub-Saharan Africa (SSA) region, virtual meetings were convened with Ambassadors and commercial representatives of Indian missions across Africa. These discussions aimed to delve into the intricacies of fostering bilateral trade between India and the nations in the SSA region. During these virtual engagements, stakeholders actively participated, sharing insights on the existing opportunities and challenges. The focus was on formulating a comprehensive plan to achieve the export targets set for each country in the SSA region. The commercial representatives of the missions were urged to maintain a proactive approach, fostering ongoing dialogue with Indian exporters and Export Promotion Councils (EPCs).

4. TRADE WITH AFRICA

i. Sixth Session of India-Ethiopia Joint Trade Committee

The 6th Session of India-Ethiopia JTC was conducted in Addis Ababa, Ethiopia from 6th-7th

5. TRADE WITH WEST ASIA AND NORTH AFRICA (WANA)

i. First Joint Committee (JC) Meeting of India-UAE Comprehensive Economic Partnership Agreement (CEPA)

The first session of Joint Committee (JC) meeting of India-UAE Comprehensive Economic Partnership Agreement (CEPA) was held on 11th-12th June 2023 in New Delhi, India. The Joint Committee was co-chaired by Dr. Srikar K Reddy, Joint Secretary, DoC and H.E. Mr. Abdullah Al Shamsi, Assistant Undersecretary for Industrial Development Sector, UAE Ministry of Industry and Advanced Technology. During the JC, both sides, inter-alia, reviewed the bilateral trade under the CEPA, agreed to operationalize the established committees / sub-committees / technical council under the CEPA, agreed on mutual exchange of preferential trade data on quarterly basis for effective monitoring of the CEPA, discussed various matters related to the implementation of the Agreement and agreed on addressing any issue that may potentially act as a hindrance to CEPA implementation or its usage by businesses on both sides. The two sides also agreed on creation of a new sub-committee on Trade in Services. Both sides also exchanged views on WTO matters.

ii. 6th India Arab Partnership Conference

Under the aegis of the Arab-Indian Cooperation Forum, the 6th India-Arab Partnership Conference on: "New Horizons in Investment, Trade & Services" was organized on 11th-12th July 2023 in New Delhi. Ministers, senior officials and businesspersons from Arab States and India participated in it. The Conference was jointly organized by the Ministry of External Affairs, Government of India, and the League of Arab States (LAS), in partnership with the Federation of Indian Chambers of Commerce and Industry (FICCI), Federation of Arab Businessmen (FAB) and Union of Arab Chambers (UAC). Senior officers from the Department of Commerce participated in the event.

iii. India-Oman Comprehensive Economic Partnership Agreement (CEPA) Negotiations

India and Oman are strategic partners and the bilateral trade and investment relationship between them has flourished since diplomatic relations were established in 1955, which was upgraded to strategic partnership in 2008. Bilateral trade between both the countries grew by 82.64 percent in 2021-22 to reach US\$ 9.99 billion. In 2022-23, it further increased to US\$ 12.39 billion, more than doubling in the previous two years, in comparison to US\$ 5.4 billion in 2020-21.

Both countries formally launched the CEPA negotiations in November 2023. The first round of India-Oman CEPA negotiations was held during 27th-29th November 2023 in New Delhi while the second round was held on 9th-11th December in Muscat, Oman. The proposed India-Oman CEPA presents opportunity for India to enhance its economic relationship with a long-standing trade partner, deepen its presence in the Omani market as well as increase investment flow between the two countries.

CEPA will aid in realizing the untapped export potential by removing existing trade barriers. It will assist in eliminating existing non-tariff barriers in areas of our key interest. India-Oman CEPA will expand opportunities for boosting India's services exports, especially professional services like accounting, auditing and bookkeeping services, engineering services, medical services and computer related services etc.

iv. Trade Promotion Efforts in Association with Indian Missions in WANA countries

Periodic DVCs were held with Indian Missions in the WANA region, and concerned Indian Export Promotion Councils, Industry bodies, and Apex Chambers of Commerce & Industry, to increase overall bilateral trade particularly to enhance exports from India.

Indian Missions in WANA region undertook several trade promotion measures, including through organization of series of trade events, buyer-seller meets, reverse buyer-seller meets, facilitation of participation of Indian businesses in international exhibitions, business matchmaking, disputes redressal and so on.

v. Future Investment Initiative (FII) Summit

Shri Piyush Goyal, the Hon'ble Commerce and Industry Minister attended the 7th Edition of Future Investment Initiative (FII) in Riyadh from 24th-25th October 2023. The presence of the Shri Goyal in the 7th FII laid the foundation for further enhancement of bilateral ties and cooperation between the two countries in various fields.

HCIM addressed the 7th Edition of FII in one of the plenary sessions titled "The Coming Investment Mandate". He also co-chaired a conclave session on the theme "From Risk to Opportunity: Strategies for Emerging Economies in the New Industrial Policy Era" along with the KSA Investment Minister. This was followed by a bilateral meeting where the two respective ministers deliberated expansion of investment across diverse sectors to foster economic growth and further enhance strategic partnership between the two countries.

HCIM also held bilateral meetings with KSA Commerce Minister H.E. Majid bin Abdullah Al Kassabi, Industry and Mineral Resources Minister H.E. Bandar bin Ibrahim Al Khorayef, CEO NEOM Mr. Nadhmi Al Nasr, and Governor Public Investment Fund (PIF) H.E. Yassir Rummayyan. Discussions pertained to improvement in bilateral relations, especially in the field of commerce and industry.

The Minister participated in the Business Round Table organized at the Federation of Saudi Chambers, and highlighted the multiple opportunities offered by India. The conference aimed at further strengthening the economic partnership between the two countries. The Confederation of Indian Industry and the Federation of Saudi Chambers of Commerce signed a Memorandum of Understanding (MoU) in the presence of the Minister to further enhance commercial partnership.

vi. HCIM's Interaction during HLTFI

The 11th meeting of the UAE-India High Level Joint Task Force on Investments ('the Joint Task Force') was held on 5th October 2023 in Abu Dhabi, co-chaired by H.H. Sheikh Hamed bin Zayed Al Nahyan, the Managing Director of Abu Dhabi Investment Authority (ADIA), and Shri Piyush Goyal, Minister of Commerce & Industry, Consumer Affairs, Food & Public Distribution and Textiles, Government of India. The Joint Task Force was established in 2013 to promote trade, investment and economic ties between India and the UAE. It has provided an effective mechanism for discussion on opportunities and prospects for investments in both countries as well as the resolution of issues faced by investors of the two countries.

During the meeting, the co-chairs reviewed the progress made on the implementation of the Comprehensive Economic Partnership Agreement (CEPA) between the UAE and India, which came into force in May 2022. The landmark agreement was designed to spark a new era of cooperation between the two nations, strengthening the long-standing cultural, political, and economic ties. Both sides noted that CEPA has helped reduce tariffs on more than 80 percent of product lines, eliminate barriers to trade and create new pathways for investment and joint ventures. In the first 12 months of the CEPA, bilateral non-oil trade reached US\$ 50.5 billion, representing a growth of 5.8 percent compared to the corresponding period a year earlier. The two countries are fast moving towards the target of US\$ 100 billion in non-oil trade by 2030.

vii. Bilateral engagements on the sidelines of G20

- **India-Saudi Arabia-** Bilateral meeting between HCIM and H.E. Dr. Majid Bin Abdullah al Kassabi, Minister of Commerce, Saudi Arabia was held on 23rd August 2023 on the sidelines of G-20 Trade and Investment Working Group (TIWG) and Trade and Investment Ministerial Meeting (TIMM). During the meeting, both sides discussed the matters relating to anti-dumping, prospects of an FTA, MC13, payment issues in rupees, discriminatory tax, restriction on sovereign funds to maximum 10 percent and areas of collaboration (Space, Innovation and start-ups, Energy, Investments & Exim Collaboration).
- **India-Oman-** Bilateral meeting between HCIM and H.E. Mr. Qais Al Yousef, Minister of Commerce, Industry and Investment Promotion, Oman was held on 23rd August 2023 on the sidelines of G-20 TIWG and TIMM. During the meeting, both sides discussed the matters relating to prospects of an FTA, Rupay card and UPI, investments etc.
- **India-UAE-** Bilateral meeting between HCIM and H.E. Dr. Thani bin Ahmed Al Zeyoudi, Minister of State for Foreign Trade, Ministry of Economy, UAE for TIMM was held on 24th August 2023 on the sidelines of G-20 TIWG & TIMM. During the meeting, both sides discussed the matters relating to MC13 outcomes, trade related issues – non-basmati rice export exemption, pharmaceutical sector issues etc.

6. TRADE WITH LATIN AMERICAN & CARIBBEAN

India-LAC trade

India's total trade with Latin American and Caribbean region, comprising of 43 countries, stood at US\$ 39.62 billion with exports worth US\$ 17.70 billion and imports worth US\$ 21.92 billion during 2022-23. Latin America is an established producer of several minerals essential for clean energy technologies and could build on its well-established mining sector to diversify into new minerals.



Source: DGCI&S, Kolkata

- India's top trading partners during 2022-23 were Brazil (42%), Argentina (12%), Colombia (10%), Peru (8%), Bolivia (7%), Chile (7%), Ecuador (4%), Dominican Republic (2%), Panama Republic (2%), and Guatemala (1%).
- For the year 2023-24, India has set an export target of US\$ 20.32 billion for LAC region of which US\$ 9.80 billion (48.3% of the total target) has been achieved till November 2023. The export targets are reviewed on quarterly basis in consultation with the Indian Missions, Commodity Divisions and sectoral EPCs from time to time.

[India had set an export target of US\$ 17.50 billion for LAC region for the year 2022-23 and export of US\$ 17.71 billion (101%) was achieved during the year 2022-23.]

i. Trade Promotion

■ Inbound Outreach Event -9th CII India-LAC Conclave

- The 9th CII India-LAC Conclave, organized in New Delhi by Confederation of Indian

Industry, in association with the Ministry of Commerce and Industry and the Ministry of External Affairs brought together the key factors that are influencing the strategic, economic, and business relations between India and the Latin American & Caribbean (LAC) region. The Conclave, held during 3rd-5th August 2023, drew the participation of more than 350 delegates from over 26 LAC countries and 10 non-LAC countries, as well as 600 delegates from India. Over 500 B2B formal meetings were conducted at the venue.

- Shri Piyush Goyal, the Hon'ble Minister for Commerce & Industry, Textiles, Consumer Affairs, Food & Public Distribution while addressing a Special Ministerial Session during the Conclave emphasized upon the four key pillars of cooperation between the two regions:
 - i. supply chain diversification,
 - ii. resource partnerships,
 - iii. sharing of developmental experiences, and
 - iv. addressing global challenges.

- The Conclave featured sectoral sessions covering healthcare & pharmaceuticals, electrical & automotives, IT & electronics, infrastructure & energy, agriculture & food processing, security & defence industry and chemical value chains. The B2B meetings were also held in parallel. The objective of the event was to enhance India's outreach in the LAC region. The Commerce Secretary also highlighted upon the key pillars during the valedictory session and was positive on the significant scope for expansion of India-LAC bilateral trade.

■ Outbound Trade Promotion Events

- For the year 2023-24, 28 events / fairs were approved by the Empowered Committee of Department of Commerce for financial assistance under the Market Access Initiative Scheme covering a wide range of countries such as Brazil, Argentina, Chile, Paraguay, Colombia, Cuba, Dominican Republic, El Salvador, Guatemala, Peru and Honduras. These events cover sectors such as engineering, electronics & software, building / construction material, chemicals & cosmetics, plastic, printing and packaging, services, sports goods and textiles. Around 25 per cent of the events are remaining which shall take place in the first quarter of 2024.

ii. Ongoing Negotiations

- **India-Peru Trade Agreement:** India is negotiating a Trade Agreement with Peru covering trade in goods and services. The trade agreement negotiations started in August 2017 and the last (5th) round of negotiation was held in August 2019. The 6th round scheduled earlier could not be held due to disruptions caused by COVID. The negotiations have resumed now, and a special virtual round was conducted between India and Peru during 10th-11th October 2023. The track leads are negotiating inter-seasonally to reach a consensus to expand trade for better growth. The 6th round of negotiations is expected to be held in February 2024.
- **Expansion of India-Mercosur PTA:** India had signed Preferential Trade Agreement (PTA) with MERCOSUR (a trading bloc in South America region, originally comprising of Brazil, Argentina, Paraguay, and Uruguay) which came into effect from 1st June 2009. Bolivia, previously an associate member, gained full membership in December 2023. Under the existing PTA, India and Mercosur have granted Margin of Preference on 450 and 452 tariff lines to each other respectively. India and Mercosur are exploring the possibility of expanding the PTA and during the 6th Meeting of India-Brazil Trade Monitoring Mechanism held in

Brasilia on 4th October 2023, it was decided to revive the Joint Administration Committee (JAC) under the PTA.

- **Expansion of India-Chile PTA:** India had signed Preferential Trade Agreement (PTA) with Chile on 8th March 2006 which was first expanded from 16th May 2017. Under the expanded PTA, India increased concessions from 178 TLs to 1034 TLs and Chile from 296 TLs to 1798 TLs. India and Chile were negotiating for 2nd expansion of the PTA for which three rounds of negotiations have been held so far. The last round (3rd) of negotiation was held during 6th-7th October 2021. Chile is keen on signing a Comprehensive Economic Partnership Agreement (CEPA) with India. Both countries are exploring the pathways for better trade opportunities and deepen the bilateral ties. A Joint Study Group has been constituted in terms of Article 4 of the Framework Agreement to promote Economic Cooperation between India and Chile.

iii. Engagements through Bilateral Institutional Mechanisms

- **India-Ecuador JETCO:** India Ecuador JETCO was signed on 9th October 2015 in the spirit of MoU on Economic Cooperation signed between two countries. The first meeting of JETCO was held on 17th May 2017. The second meeting of JETCO between India and Ecuador was held over video-conference on 21st September 2023.
- **India-Brazil Trade Monitoring Mechanism (TMM):** India-Brazil TMM was established consequent to the bilateral meeting held between Indian Prime Minister and President of Brazil on the side-lines of 3rd IBSA Business Summit in New Delhi in October 2008. The 6th Meeting of the Brazil-India Trade Monitoring Mechanism was held on 4th October 2023 in Brasilia.
- India is exploring to schedule the 4th meeting of India-Argentina Joint Trade Committee (JTC) and the 1st meeting of India Costa Rica JETCO at the earliest in consultation with its foreign counterpart.

7. TRADE WITH COMMONWEALTH OF INDEPENDENT STATES (CIS)

The Commonwealth of Independent States (CIS) comprises the Russian Federation, Republic of Armenia, Republic of Azerbaijan, Republic of Belarus, Georgia, Moldova, Republic of Ukraine, Republic of Kazakhstan, Republic of Kyrgyzstan, Republic of Tajikistan, Republic of Turkmenistan, and Republic of Uzbekistan. Bilateral trade with CIS countries is shown in the table below:

Bilateral Trade Between India and CIS Countries

(Values in US\$ Million)

Year	Exports	Imports	Total Trade	% Growth of Total Trade	Trade Balance
2016-2017	2793.95	9322.76	12116.7	27.95	(-)6528.83
2017-2018	3007.37	12875.6	15883	31.08	(-)9868.24
2018-2019	3467.04	9442.97	12910	-18.72	(-)5975.93
2019-2020	4191.84	11916.5	16108.4	24.77	(-)7724.67
2021-2022	4708.49	14020.8	18729.28	16.28	(-)9312.3
2022-2023	4675.3	48032.28	52707.58	181.41	(-)43356.98
Apr-Nov 2023-2024	3630.08	40970.36	44600.44		(-)37340.28

Source: DGCI&S, Kolkata

The CIS region had a share of 1.30 per cent in India's total export and 9.20% in its total import during 2023-24 (April to November).

The principal commodities of export to the CIS region include Engineering goods, Pharmaceutical products, Organic and Inorganic Chemicals, Electronic Goods, Ceramic Products and Glassware, Marine Products, Mica, Coal and other Ores, Tobacco, Meat & Dairy Products

Important items of import to India from CIS region are Mineral fuels and oils, Animal or vegetable fats and oils, Natural or cultured pearls, precious or semi-precious stone, Fertilizers, Plastics, Iron and steel, Inorganic chemicals, Nuclear reactor and boilers and Paper and Paperboard.

i. Russian Federation

The Russian Federation, constituting a major portion of the former USSR, continue to be India's most important trading partner in the region accounting for about 96.89 percent of India's total trade with CIS region in 2023-24 (April-November). Ministry of External Affairs is the Nodal Ministry for Inter-Governmental Commission (IGC) between India and Russian Federation. India and Russian Federation have a Joint Working Group on Trade and Economic Cooperation as well as a Sub-Working Group on Elimination of Barriers in Trade, Economic and Investment Spheres which is led by Department of Commerce.

ii. Central Asian Republics

Kazakhstan, Kyrgyzstan, Tajikistan, Turkmenistan, and Uzbekistan constitute the Central Asian Republics. Department of Commerce (DoC) is Nodal Department for Inter-Governmental Commission (IGC) and Joint Commission Meeting (JCM) with Kyrgyzstan, Uzbekistan and Tajikistan respectively. Ministry of External Affairs is the Nodal Ministry for IGC matters with Turkmenistan and Ministry of Petroleum and Natural Gas looks after IGC with Kazakhstan.

iii. Other CIS Countries

Armenia, Azerbaijan, Belarus, Georgia, Moldova and Ukraine form this group. After Russia, Ukraine is India's second largest trading partner in the CIS region accounting for about 0.83% of India's total trade with CIS region during 2023-24 (April-November).

Department of Commerce is the Nodal Department for the Inter-Governmental Commission (IGC) with Azerbaijan. Department for Promotion of Industry and Internal Trade (DPIIT) is the Nodal Department for the Inter-Governmental Commission (IGC) with Belarus. Ministry of External Affairs is the Nodal Ministry for the Inter-Governmental Commission (IGC) matters with Armenia, Georgia and Ukraine.

iv. Major Initiatives in CIS Region

- **Initiation of negotiations for Trade Agreement with Eurasian Economic Union (EAEU): FTA with EaEU:** EaEU consists of five countries namely Armenia, Belarus, Kazakhstan, Kyrgyzstan and Russia. On 17th January 2023 a meeting was held between Chief Negotiator of India and EaEU. Both sides discussed the possibilities of a broad-based agreement covering the majority of tariff lines. A meeting with Mr. Vladmir Sepikov, Director, EEC Trade Policy Department with Shri Manish Chadha, Joint Secretary, DoC was held on 20th September, 2023. In this meeting, India requested EaEU to share latest data trade data so enable an effective agreement.
- **Initiation of Free Trade Agreement (FTA) with Georgia:** A Joint Feasibility Study (JFS) to assess feasibility of FTA between India and Georgia announced on 11th April, 2017 and completed in August 2018. The findings of the JFSG report have been accepted by both the sides and on 11th January 2019, a Protocol was signed jointly for commencing negotiations for FTA. Recently, Georgian side requested to sign the Joint Declaration on launching the Negotiations on FTA between India and Georgia and DoC is examining the proposal of signing Joint Declaration on Launching the Negotiations on the Free Trade Agreement between the Republic of India and Georgia.
- **Joint Feasibility Study (JFS) for PTA with Uzbekistan:** A Joint Statement for launching Joint Feasibility Study (JFS) to explore the potential of a PTA between India and Republic of Uzbekistan was signed on 25th September 2019 in Tashkent. The JFS gave its final report on 6th August 2021 and recommended that both the countries should have a Preferential Trade Agreement in goods. After examining the recommendations of the JFS, procedural formalities for commencing the PTA are under consideration. Further Uzbekistan has become observer in EaEU and there is possibility of their becoming part of EAEU.

to the USA have achieved US\$ 50.34 billion during the first eight months (April-November) as compared to the yearly target of US\$ 90 billion for the financial year 2023-24.

FT (NAFTA) division and concerned mission and posts regularly interact with the US Government on trade and commercial matters. These include discussions on the India-US Trade Policy Forum (TPF) with USTR, the India-US CEOs Forum and Commercial Dialogue with the Commerce Department, Indo-Pacific Economic Forum, and other multilateral forums.

India-USA Trade Policy Forum set up under "Framework for Cooperation on Trade and Investment" is key pillar of bilateral engagements in resolving the outstanding trade matters from time to time & enhance cooperation. It is held annually, co-chaired by the HCIM and USTR. The 13th Ministerial-level meeting of India-United States Trade Policy Forum (TPF) was held in Washington, DC, on 11th January 2023 during which a new Working Group on "Resilient Trade" was created.

The 14th TPF Ministerial meeting was held on 12th January 2024 in New Delhi, India. The "Resilient Trade" Working Group shall work on matters related to trade facilitation, mobilization of sustainable finance, scaling up of innovative clean technologies, circular economy approaches, promotion of sustainable lifestyle choices and jointly working with and / in third countries on strengthening global supply chains especially in the critical sectors.

Now there are a total of six working groups under TPF, as given below:

- Intellectual Property Working Group
- Agriculture Working Group
- Non- Agriculture Goods Working Group
- Investment Working Group
- Services Working Group
- Resilient Trade Working Group

Several rounds of meetings were held this year to resolve all 7 ongoing WTO disputes. India and USA have successfully resolved all 7 WTO disputes bilaterally with 6 disputes resolved during PM visit to the USA in June 2023 and last one resolved in September 2023 during visit of POTUS for G20 Summit. This is unprecedented in the history.

Further, the India-USA Commercial Dialogue was re-launched with the objective to advance the United States' and India's shared priorities of generating sustainable economic growth, improving the business and investment climate, and is co-chaired by US Commerce Secretary and Commerce and Industry Minister from the two sides. The 5th India-USA Commercial Dialogue and

8. TRADE WITH NORTH AMERICA FREE TRADE AGREEMENT (NAFTA) COUNTRIES

A. THE USA

The USA continues to be the largest trade partner of India. Total merchandise trade with the USA has increased from US\$ 119.48 billion in 2021-22 to US\$ 129.41 billion in 2022-23 registering a growth rate of 8.31 percent over the year. India's exports of goods

CEO Forum Meeting was held on 10th March 2023 which was co-chaired by Indian Minister of Commerce & Industry, Consumer Affairs, Food & Public Distribution and Textiles, Shri Piyush Goyal and Hon'ble US Commerce Secretary, Ms. Gina Raimondo and its outcomes are as mentioned below:

Major Outcome: Memorandum of Understanding (MoU) on establishing semiconductor supply chain and innovation partnership under the framework of India-US commercial dialogue.

Other key Outcomes: There have been several other outcomes a few being mentioned below:

- Launch of a new working group on talent, innovation, and inclusive growth to promote innovation, employment in emerging technologies, facilitating bilateral SME collaboration, fostering innovation ecosystem to drive post-pandemic economic recovery and growth. It aims to leverage shared footprint of semiconductor firms, proposed a CEO Forum to recognize the role of companies in up skilling re-skilling under-represented populations.
- "Innovation Handshake" announced under Commercial Dialogue to lift and connect the two sides' dynamic startup ecosystems, address specific regulatory hurdles to cooperation, and promote further innovation and job growth, particularly in emerging technologies.
- India joined Mineral Security Partnership (MSP) as the newest partner to accelerate development of diverse and sustainable critical energy minerals supply chains globally.
- Re-launched the Travel and Tourism Working Group.
- EAM and Secretary Raimondo launched the "strategic trade dialogue" focusing on export controls, explore ways of enhancing high technology commerce, and facilitate technology transfer.

A mid-year review of Commercial Dialogue was also held on 18th October 2023 during the visit of Mr. Arun Venkatraman, Assistant Secretary and DG of the U.S. Foreign Commercial Service.

A Memorandum of Understanding (MoU) on "Enhancing Innovation Ecosystems through an Innovation Handshake" under the framework of India-U.S. Commercial Dialogue was signed between the two countries on 14th November 2023 in San Francisco. The MoU Signals a joint commitment to strengthen the startup ecosystem in deep tech sectors and promote cooperation in Critical and Emerging Technologies under iCET.

B. Canada

- Canada is an important partner of India in the NAFTA region with bilateral trade of US\$ 8.28 billion in FY 2022-23. India's merchandise export to Canada increased from US\$3.76 billion in 2021-22 to US\$ 4.11 billion in FY 2022-23, registering a growth rate of 9.19 percent. During the April-November 2023, goods exports to Canada were US\$ 2.50 billion.

C. Mexico

- It is the most important trading partner of India in Latin America with bilateral trade of US\$ 9.06 billion in FY 2022-23. India's merchandise export to Mexico increased from US\$ 4.43 billion in FY 2021-22 to US\$ 5.20 billion in FY 2022-23 registering a growth rate of 17.43 per cent over the period. During April-November 2023, goods exports to Mexico were US\$ 3.52 billion.

Both sides are discussing constitution of Joint Study Group (JSG) and its Terms of Reference (ToR) through our Mission in Mexico City.

9. TRADE WITH OCEANIA REGION

The FT(Oceania) Division deals with India's bilateral trade relations with Australia, New Zealand, Timor-Leiste, and Pacific Islands countries (Fiji, Kiribati, Papua New Guinea, Nauru, Samoa, Solomon Islands, Tonga, Tuvalu, Vanuatu etc).

A. Australia

The India-Australia economic relationship has grown significantly in recent years. India's growing economic profile and commercial relevance to the Australian economy is recognized, both at the Federal and State level in Australia. Australia is an important strategic partner of India and both the countries are part of the four-nation QUAD, Trilateral Supply Chain Initiative (SCRI) and the Indo-Pacific Economic Forum (IPEF).

India's Merchandise Trade with Australia

(Values in US\$ million)

India's Exports to Australia	6,951
India's Imports from Australia	19,011
Total	25,962
Deficit / Surplus	-12,060

*Merchandise data as per DGCI&S for FY 2022-23.

India-Australia Economic Cooperation and Trade Agreement (Ind-Aus ECTA)

- The India-Australia Economic Cooperation and Trade Agreement (Ind-Aus ECTA), signed on 2nd April 2022, came into effect on 29th December 2022.
- Ind-Aus ECTA opened the way for significantly enhancing the bilateral trade in goods and services and a gateway for cooperation several areas of mutual interest. It reflects the depth of mutual trust and confidence between the two countries and will further strengthen the already existing close and strategic relations between India & Australia. Both the countries have trade complementarities. It is expected that with the Entry into force of this agreement, it will enhance opportunities for bilateral trade in goods and services, which would create new employment opportunities as well as promote investment in the two countries.
- Under Ind-Aus ECTA, which is India's first trade agreement with a developed nation in more than a decade, Australia has provided zero duty access to India for 100 percent of its tariff lines with 98.3 percent of the Tariff lines getting immediate duty-free access. It is expected that with this agreement, Indian businesses will gain improved market access in many product lines, particularly in labour-intensive sectors such as gems and jewellery, textiles, leather & footwear, furniture, agricultural products, engineering goods, medical products and automobiles. This will provide an additional comparative advantage for our already globally competitive products. As regards trade in services, Australia has provided wide ranging commitments in key areas of India's interest such as Quota for chefs and yoga teachers; Post study work visa of 2-4 yrs. for Indian students on reciprocal basis; mutual recognition of Professional Services and Work & Holiday visa arrangement for young professionals. Overall, it is expected that with this agreement, the total bilateral trade will cross US\$ 45-50 billion in 5 years from existing around US\$ 31 billion. India's Merchandise Exports is likely to increase by US\$ 10 billion by 2026-27, and likely to generate additional employment of 10 lakh in next 5 years and will enhance mobility of students, professionals, and tourists between the two sides strengthening people-to-people ties between the two nations. Moreover, the long pending issue under Double Taxation Avoidance Agreement (DTAA) related to IT / ITES has been resolved under this agreement which will provide a financial savings of more than US\$ 200 million per year as per industry associations' estimate.

India-Australia Comprehensive Economic Cooperation Agreement (CECA)-Present status of Negotiations

- The India-Australia CECA builds on the foundation laid by the India-Australia Economic and Cooperation Agreement (ECTA), which has come into force from 29th December 2022. The CECA envisage a deeper and comprehensive agreement, which is based on Article 14.5 of the Ind-Aus ECTA. Based on this provision, both sides have initiated negotiations with the first Round held in February 2023. Till October 2023, 7 rounds of negotiations have been completed.
- Other collaborations: India and Australia's economic ties will be strengthened through initiatives such as the Supply Chain Resilience Initiative (SCRI) and 14 member Indo Pacific Economic Forum (IPEF).

B. New Zealand

India and New Zealand (NZ) have cordial and friendly relations rooted in the linkages of Commonwealth, parliamentary democracy and the English language. Bilateral relations were established in 1952 between India and New Zealand. NZ has identified India as a priority country in its "Opening Doors to India" policy notified in October 2011 which was reiterated by NZ in 2015. Though India has not entered into a Free trade Agreement with New Zealand, it has signed a Trade Agreement in 1986 for removing non-tariff barriers or resolving other bilateral issues. Accordingly, a mechanism called Joint Trade Committee (JTC) has been established for such co-operative and collaborative activities between the two countries. Last JTC was held in June 2022. Since then there have been several bilateral meetings held for resolving issues and working groups are being formed to look into specific areas of co-operation.

India's Merchandise Trade with New Zealand

(Values in US\$ million)

	Goods*
India's Exports to New Zealand	547.8
India's Imports from New Zealand	477.7
Total Trade	1025.6
Surplus	70.1

*Merchandise data as per DGCI&S for FY 2022-23

C. Fiji

India is a committed development partner of Fiji. Indian assistance extends to sectors such as capacity building through human resource development and training under the Indian

Technical and Economic Cooperation (ITEC) programmes. Every year, many ITEC slots are made available to Fijian nationals. India provides Humanitarian and Disaster Relief assistance from time to time whenever the need arises.

India's Merchandise Trade with Fiji

(Values in US\$ million)

	Goods*
India's Exports to Fiji	80.02
India's Imports from Fiji	0.10
Total Trade	80.12
Surplus	79.92

*Merchandise data as per DGCI&S for FY 2022-23

D. EXPO / Buyer-Seller Meet

To promote the businesses with these countries and other Pacific Island countries, EXPO / Buyer-Seller Meets were organized by FIEO, ICC,

Council for Leather Exports (CLE), Apparel Export Promotion Council (AEPC), Trade Promotion Council of India (TPCI), TEXPROCIL at various places in Australia, New Zealand and Fiji. These are likely to increase bilateral trade and enhance areas of cooperation with these countries.

10. TRADE WITH EUROPE

FT-Europe Division deals with trade relations with the following countries of Europe:

Sl. No.	Region and No. of Countries	Name of Countries
1	European Union (EU) (27)	Austria, Belgium, Bulgaria, Croatia, Cyprus, Czech Republic, Denmark, Estonia, Finland, France, Germany, Greece, Hungary, Ireland, Italy, Latvia, Lithuania, Luxembourg, Malta, Netherlands, Poland, Portugal, Romania, Slovakia, Slovenia, Spain, and Sweden.
2	European Free Trade Association (EFTA) (4)	Iceland, Liechtenstein, Norway, and Switzerland.
3	Other European countries (7)	Albania, Bosnia-Herzegovina, North Macedonia, Serbia, Montenegro, Turkey, and United Kingdom.

During 2023-24 (April-November), total bilateral trade with Europe stood at US\$ 127.67 billion, registering a growth of 3.19 percent over the corresponding period of previous year. Exports to Europe increased by 1.48 percent from US\$ 62.41 billion in 2022-23 (April-November) to US\$ 63.33 billion in 2023-24 (April-November). Imports from Europe increased by 4.92 percent from US\$ 61.32 billion in 2022-23 (April-November) to US\$ 64.34 billion 2023-24 (April-November).

A. European Union (EU)

The European Union (EU) as a bloc of 27 countries is an important trading partner of India. During 2023-24 (April-November), total bilateral trade with the EU stood at US\$ 88.25 billion, registering a growth of 2.02 percent over the corresponding period of previous year. Exports to EU increased by 0.61 percent from US\$ 47.56 billion in 2022-23 (April-November) to US\$ 47.85 billion in 2023-24

(April-November). Imports from EU increased by 3.74 percent from US\$ 38.94 billion in 2022-23 (April-November) to US\$ 40.40 billion in 2023-24 (April-November).

EU maintains rigorous Sanitary and phytosanitary (SPS) measures, technical standards, and regulations to protect environment and human life. The stringent residue limits prescribed by EU for pesticides in foods and other agri products, etc., sometime create unnecessary obstacles to India's exports. Such market access issues faced by Indian industry are regularly taken up by the Department with EU bilaterally under the established mechanism.

India-EU Free Trade Agreements

- India has re-launched negotiations for Free Trade Agreement (FTA) with European Union in June 2022, after a gap of 9 years. Earlier, India and EU had negotiated a broad-based bilateral trade and investment agreement (BTIA) from 2007 to 2013 and 16 rounds of negotiations were held till 2013. In the re-launched negotiations, Investment is being negotiated as a stand-alone Investment Protection Agreement by the Department of Economic Affairs. Similarly, a separate Agreement on Geographical Indicators (GI) is being negotiated by the Department for Promotion of Industry and Internal Trade.
- After the formal launch of negotiations for the three agreements in June 2022, six rounds of the negotiations have been held in June, October, November / December 2022, and March, June, and October 2023. The negotiations are progressing at a steady pace and the 7th Round is scheduled in February 2024.

B. The United Kingdom (UK)

UK is one of the most important trading partners of India in Europe. The bilateral trade with UK during 2023-24 (April-November) stood at US\$ 13.88 billion, registering a decline of 0.94 percent over the corresponding period of previous year. Exports to UK increased by 14.37 percent from US\$ 7.28 billion in 2022-23 (April-November) to US\$ 8.33 billion in 2023-24 (April-November). Imports from UK decreased by 17.5 percent from US\$ 6.73 billion in 2022-23 (April-November) to US\$ 5.55 billion in 2023-24 (April-November).

India-UK Free Trade Agreement

The India-UK Free Trade Agreement (FTA) negotiations were launched on 13th January 2022

by the Hon'ble Commerce & Industry Minister and the UK's Secretary of State for International Trade during her visit to India. The FTA negotiations are being held in 26 policy areas. 13 Rounds of negotiations have been completed.

C. European Free Trade Association (EFTA)

EFTA Trade bloc consists of Switzerland, Norway, Iceland, and Liechtenstein. During 2023-24 (April-November), the total bilateral trade with EFTA stood at US\$ 17.28 billion, registering a growth of 23.87 percent over the corresponding period of previous year, which was US\$ 13.95 billion. Exports to EFTA decreased by 3.38 percent from US\$ 1.26 billion in 2022-23 (April-November) to US\$ 1.22 billion in 2023-24 (April-November). Imports from EFTA increased by 26.58 percent from US\$ 12.69 billion in 2022-23 (April-November) to US\$ 16.06 billion in 2023-24 (April-November).

India-EFTA TEPA Negotiations

- India and EFTA had initiated a dialogue on Trade and Economic Partnership Agreement (TEPA) in October 2008. Negotiations are held in 14 tracks / chapters, which both sides committed to conclude in a time-bound manner. A total of 17 Rounds of Negotiations were held till September 2017.
- During 2017 to 2023, high-level discussions have taken place, and both sides are engaged in taking stock of the policy areas under the India-EFTA TEPA negotiations to narrow down the differences. In addition to high level discussions, several intersessional meetings were also held between the Track-experts of both sides.
- The fresh round of India-EFTA TEPA was held during 3rd-7th July 2023 in New Delhi for an ambitious, balanced, and mutually beneficial agreement. During this round, the negotiations were held on 5 Chapters, viz., Trade in Goods, Trade in Services, Rules of Origin, IPR; and on the request of EFTA side, exploratory discussions were held on Trade and Sustainable Development.
- The second fresh round of India-EFTA TEPA negotiations was held during 17th-21st August 2023 and the negotiations were held in 8 Chapters, viz., Trade in Goods, Trade in Services, Rules of Origin, IPR, Trade and Sustainable Development, SPS Measures, TBT Measures and Trade Remedies.

- The third fresh round of India-EFTA TEPA Negotiations was held during 20th - 29th November 2023 in Geneva and the negotiations were held in 9-Chapters viz. Trade in Services, Trade in Goods, Rules of Origin, IPR, Trade and Sustainable Development, SPS Measures, TBT Measures, Trade Remedies and Custom & Trade Facilitation.
- Inter-sessional meetings under each Policy areas of India-EFTA TEPA were held from 18th-22nd December 2023 to minimize the differences towards closing the chapters.
- The 21st Round of India-EFTA TEPA Negotiations was held in New Delhi during 8th-13th January 2024.

D. Other European Countries

During 2023-24 (April-November), total bilateral trade with other six European Countries i.e. Albania, Bosnia-Herzegovina, North Macedonia, Serbia, Montenegro, and Turkey stood at US\$ 8.27 billion, registering a decline of 10.82 percent over the corresponding period of previous year. Exports to these European Countries decreased by 5.90 percent from US\$ 6.31 billion in 2022-23 (April-November) to US\$ 5.94 billion in 2023-24 (April-November). Similarly, Imports decreased by 21.31 percent from US\$ 2.96 billion in 2022-23 (April-November) to US\$ 2.33 billion in 2023-24 (April-November).

E. Bilateral Institutional Mechanism

i. India-EU Trade and Technology Council

- India-EU-Trade and Technology Council (TTC) is strategic coordination and engagement on trade and technology between India and the European Union. The TTC was launched by the Hon'ble Prime Minister Shri Narendra Modi and President of the European Commission, Ms. Ursula von der Leyen during the latter's

visit to India in April 2022. For EU, the TTC with India is the second such bilateral forum (the first being with the US); and for India, the first one such forum established with any partner.

- The first ministerial meeting of the India-EU TTC was held on 16th May 2023 in Brussels. The meeting was co-chaired from the Indian side by the Hon'ble External Affairs Minister, Hon'ble Minister of Commerce & Industry and Hon'ble Minister of State for Electronics and Information Technology. From the EU side it was co-chaired by their Executive Vice Presidents.
- Within the framework of the TTC, three working groups have been set up. One of the three Working Groups under the TTC is for Trade, Investment & Resilient Value Chains, which is headed by the Commerce Secretary. Department of commerce steered discussions on Trade, Investments and Resilient Value Chains under its four sub-groups namely (i) FDI Screening (ii) WTO dimensions (iii) Resilient Value Chains, and (iv) Market access issues.
- A virtual meeting of the India-EU TTC was held on 24th November 2023 co-chaired by the respective Ministers from Indian side and Executive Vice President and Vice President from the EU side. The progress of the agreed action points of the 4 Sub-Groups of the Working Group on Trade, Investment & Resilient Value Chains was reviewed in this stocktaking meeting by the Ministers.

ii. Joint Commissions / Committees

Joint Committees / Joint Commissions have been set up with several European countries, viz., Austria, Belgium-Luxembourg, Bosnia & Herzegovina, Bulgaria, Croatia, Cyprus, Czech Republic, Finland, France, Greece, Italy, Netherlands, Norway, Portugal, Romania, Serbia, Slovakia, Slovenia, Spain, Switzerland, Turkey, and the UK.

In the year 2023-24, meetings of following Joint Committees / Joint Commissions have been held:

S. No.	Subject	Date
1	12 th Session of India-Spain Joint Commission for Economic Cooperation.	13 th April 2023
2	1 st Meeting of India-EU Trade & Technology Council	16 th May 2023
3	16 th Session of the India-Austria Joint Economic Commission	12 th -13 th June 2023
4	11 th Session of the India-Slovakia Joint Economic Committee	14 th -15 th June 2023
5	3 rd Meeting of India-EU High Level Dialogue on Trade & Investment	26 th August 2023
6	Virtual stock-take meeting of India-EU Trade & Technology Council	24 th November 2023
7	19 th Session of India-Switzerland Joint Economic Commission	24 th November 2023
8	12 th Session of India-Czech Republic Joint Commission for Economic Cooperation	5 th December 2023

F. Other Bilateral Engagements (at the Ministerial Level)

During the year, the Hon'ble Commerce and Industry Minister had a number of bilateral engagements including high level delegations from the European Union member States, the UK and EFTA. The ongoing negotiations for a Free Trade Agreement with (i) European Union, (ii) the United Kingdom; negotiations for a Trade and Economic Partnership Agreement with EFTA (European Free Trade Association) were reviewed from time to time during such engagements apart from discussions on bilateral trade and economic matters with the respective countries. Some of such important engagements were as follows:

i. EU Block

- Met the Minister Delegate for Foreign Trade, Economic Attractiveness and French Nationals Abroad, Government of France, Mr. Olivier Becht in Paris on 11th April 2023.
- Met the Deputy Prime Minister and Minister of Foreign Affairs and International Cooperation in Foreign Office, Government of Italy, Mr. Antonio Tajani, and Minister for Enterprises and Made in Italy, Mr. Adolfo Urso, on 12th and 13th April 2023 in Rome.
- Met the European Commission's Executive Vice President Mr. Valdis Dombrovskis on 15th May 2023 in Brussels on the sidelines of 1st meeting of India-EU TTC.
- HCIM along with HEAM and HMoS for MeitY co-chaired the 1st meeting of the India-European Union Trade and Technology Council (TTC) in Brussels on 16th May 2023. On the European side, it was co-chaired by Executive Vice Presidents (EVP), Mr. Valdis Dombrovskis and Ms. Margerethe Vestager.
- Met Portugal Ambassador Mr. Joao Manuel Mendes Ribeiro de Almeida on 14th August 2023.
- HCIM co-chaired the 3rd Meeting of India-EU High-Level Dialogue on Trade & Investment with European Commission's Executive Vice President, Mr. Valdis Dombrovskis, in New Delhi on 26th August 2023.
- Met Ms. Valerie Pecresse, President, Ile-de-France region & former Cabinet Minister, French Government in New Delhi on 5th January 2023.

ii. The UK

- Held meeting with Ms. Amanda Brooks, Director General for Trade Negotiations and Mr. Douglas McNeill, the UK Prime Minister's Chief Economic Advisor on 5th June 2023.
- Held meeting with Ms. Kemi Badenoch, UK Secretary of State for Business and Trade 6th June 2023, 26th August 2023, 22nd & 29th September, and 13th October 2023.
- Held meetings with his the UK counterpart Ms. Kemi Badenoch; the UK PM's Chief Economic Adviser, Mr. Douglas McNeill and Business and Industry stakeholders during 10th-12th July 2023 in London.

iii. EFTA Block

- Held meeting with the delegation of Parliamentarians of EFTA countries headed by Ms. Trine Lise Sundnes, Member of Norwegian Parliament on 19th April 2023 in New Delhi.
- Held meeting on 26th April 2023 with Mr. Jan Christian Vestre, Minister of Trade and Industry of Norway; Ms. Helene Budliger Artieda, Swiss State Secretary, Director of the State Secretariat for Economic Affairs (SECO); Mr. Martin Eyjólfsson, Permanent Secretary of State of Iceland at the Ministry for Foreign Affairs; Mr. Kurt Jäger, Ambassador and Permanent Representative of Liechtenstein to EFTA, WTO and the UN in Geneva; and Mr. Henri Gétaz, Secretary-General of the European Free Trade Association.
- A high-level Swiss delegation led by Ms. Helene Budliger Artieda, visited India and held meeting with HCIM on 20th September 2023.
- Virtual meeting with Mr. Guy Parmelin, Swiss Federal Councillor on 27th October 2023.
- Meetings with Mr. Jan Christian Vestre, Minister of Trade and Industry, Norway and Mrs. Helene Budliger, State Secretary for Economic Affairs, Switzerland were held on 12th and 13th December 2023 at New Delhi to review the progress of India-EFTA TEPA and to explore investment opportunities in EFTA countries.

11. INTERNATIONAL TRADE ORGANIZATIONS

A. WTO and related issues

- The World Trade Organization (WTO) is the only global international organization dealing with the rules of trade between nations. India is

founding member of WTO since 1995 and has been playing key role in voicing demands of developing countries including LDCs at the WTO.

- The topmost decision-making body of the WTO is the Ministerial Conference (MC), which usually meets every two years. It brings together all members of the WTO, all of which are countries or customs unions. There have been 12 ministerial conferences so far, last being held in 2022 at Geneva. The 13th Ministerial conference (MC-13) of the WTO is scheduled to be held in Abu Dhabi from 26th to 29th February 2024.
- In the run up to MC-13 a Senior Officials Meet was organised by DG WTO in Geneva on 23rd and 24th October 2023. The objective of this meeting was to bring all WTO members together by seeking political guidance from Capital to draft the MC-13 agenda for a fruitful and positive outcome. The major issues discussed in the SOM was:
 - Agriculture including Food Security
 - Dispute Settlement Reform
 - Trade and Development
 - Fisheries Subsidies Negotiations
 - E- Commerce Moratorium

In Agriculture including Food Security, the necessity of making concrete progress was stressed upon on issues like public stockholding, domestic support, and market access, Special Safeguard Mechanism etc. India strongly pushed for the permanent solution to PSH stating that is a mandated issue from earlier MCs and should be given topmost priority.

- To build coherence and shape agricultural negotiations at MC-13 a virtual Mini-Ministerial meeting on agriculture was organised on 28th November, 2023. India played a crucial role in organizing this Mini Ministerial. The invitees included Ministers of 27 countries / Groups along with the Committee on Agriculture Special Session (CoA-SS) Chair and the General Council Chair. From India, Hon'ble CIM attended the virtual mini-ministerial and set the context for the meeting by delivering a presentation on Public Stockholding Programmes for Food Security Purposes and pitching strongly for a permanent solution on long-pending mandated issue of Public Stockholding (PSH) for food security purposes, at the MC-13.

- For the upcoming Ministerial Conference, the issue of Permanent Solution to Public Stockholding for Food Security is the top priority for India. India along with a considerable number of developing countries including LDC's has been demanding a permanent solution for the issue of PSH which is a long pending mandated issue in agriculture negotiations. As decided in the Tenth Ministerial Conference of the WTO in Nairobi (2015) India wants to PSH issue to be negotiated on a separate track separate from other issues. This was followed by several proposals by India as part of the G33 group at the WTO for a permanent solution. Most recently, on 31st May, 2022, India, along with around 80 countries that involves various groupings and LDC's countries has submitted a proposal and has been engaging for achieving a permanent solution to the PSH issue.
- The ongoing discourse in agriculture negotiations at the WTO includes developed members seeking developing countries to take on additional commitments in terms of enhanced market access, reduction in policy space through reduced domestic support along with assuming onerous transparency obligations in addition to the ones existing in the Agreement on Agriculture.
- Asymmetries exist and continue in entitlements of the Developed v/s Developing Members. While the developed countries carry on targeting the domestic support provided by developing countries, India has been seeking to restore a level playing field by elimination of trade distorting support provided by some developed countries, as a first step in the agriculture negotiations.

B. Agreement on Fisheries Subsidies

- The WTO Agreement on Fisheries Subsidies, adopted at the MC-12 on 17th June 2022, marked a major step forward for ocean sustainability by prohibiting harmful fisheries subsidies under Illegal Unreported and Unregulated (IUU) fishing and Overfished stocks, which are key factors in the widespread depletion of the world's fish stocks. Post MC-12, nine intense weeks of negotiations have been conducted at WTO, Geneva for reaching comprehensive disciplines including disciplines on Overcapacity and Overfishing (OCOF).
- India has been actively engaging and raising concerns regarding the protection of the interests of developing country members including LDCs. Under Special and Differential

Treatment (S&DT) India has proposed for permanent carve out of Exclusive Economic Zone (EEZ) for developing country members, 25 years transition period for distant water fishing and permanent carve out of disciplines under the Agreement for the low income or resource poor or livelihood category of fishers without any geographical limitation for fishing or fishing related activities.

- India has been strongly advocating to incorporate the 'Common but Differentiated Responsibility' (CBDR) principle as part of the Fisheries Subsidies Agreement as the marine resources are a common heritage of mankind. India urged the past polluters to take responsibility of their actions by incorporating the CBDR principle in its proposal to the WTO made in September 2023(RD/TN/RL/175) for disciplining subsidies leading to OCOF.
- India is continuously reiterating that there are tens of millions of vulnerable fishermen community across the globe depending on fishing for their livelihood and for nutritional requirements and therefore, the repercussions of the Agreement must be clearly understood before ratification. Hence the countries should be given sufficient time.

C. India-US Trade Disputes Resolution at WTO

- In a momentous stride towards international trade diplomacy, India has achieved significant milestones in dispute resolution at the World Trade Organization (WTO) in the year 2023. A testament to India's commitment to fostering constructive dialogue and finding amicable solutions, the nation has successfully resolved six disputes with the US within the framework of the WTO. The resolved disputes cover a diverse range of issues, including countervailing measures, renewable energy, export-related measures, and duties on specific products.
- Building on this success, both countries have recently finalized the terms of mutually agreed solutions for the seventh ongoing dispute, DS430, concerning the importation of certain agricultural products. The seventh dispute is anticipated to conclude in the first quarter of 2024.
- These resolutions not only underscore India's adherence to WTO principles but also highlight the country's proactive approach to addressing trade-related concerns in a cooperative manner. It also signifies India's dedication to upholding the principles of fair

trade and navigating complexities through structured dialogue, further solidifying India's standing as a proactive and responsible participant in the international trade arena.

D. Dispute Settlement Reforms

- The WTO Appellate Body continues to remain dysfunctional because of non-appointment of members. As reiterated in MC-12 outcome document, India is committed to being engaged in discussions with the view to having a fully and well-functioning dispute settlement system accessible to all Members by 2024. In this regard, India's top priority is the restoration of the two-tier dispute settlement system with a standing Appellate Body.
- To this end, India has participated in the ongoing informal discussions since April 2022 despite India's concerns regarding the highly expedited, non-transparent and non-inclusive nature of the process. In the process, India has re-tabled some of its historic asks in relation to cross-retaliation and sequencing of compliance and retaliation procedures and has proposed mandatory provisions ensuring geographical and gender diversity in dispute settlement panels.
- During the WTO Senior Officials' Meeting in October 2023, India called for an urgent transition of the informal discussions into a formalized process, while recognizing the work achieved through the informal discussions.
- On 24th November 2023, India presented a paper to the Dispute Settlement Body - 'Reflection of the Reform of the WTO Dispute Settlement System', co-sponsored by Egypt and South Africa (JOB/DSB/7). While highlighting that the restoration of the Appellate Body is at the core of any reform discussions, India reiterated its call for the immediate formalization of the ongoing informal discussions under the aegis of the Dispute Settlement Body to inter alia support the effective participation of resource constrained Members in the reform process.

E. STCs raised by India

India actively participates in the WTO SPS & TBT Committee meetings held quarterly, where member countries discuss issues related to implementing the SPS & TBT Agreement and Specific Trade Concerns (STCs). During these meetings, member countries discuss resolving the identified STCs among themselves. To safeguard and advance India's interest, in the present year (as of 21st November 2023), India has raised 23, supported 12 and responded to 30 Specific Trade Concerns in the SPS and TBT Committee meetings.

F. TRIPS Waiver

The WTO's Ministerial Conference in July 2022 (WT/MIN (22)/30) adopted the TRIPS Waiver proposal for the COVID-19 vaccine, jointly proposed by India and South Africa, suggested that the Decision be possibly extended to COVID-19 diagnostics and therapeutics and the applicability of this Decision for five years.

India has led a global deal on vaccines, which may improve the accessibility, availability, and affordability of better vaccines for poor and developing countries. The proposal submitted by India and South Africa sought a temporary waiver from certain provisions of the TRIPS Agreement relating to patents, copyrights, industrial designs, and trade secrets to the extent that they posed a barrier to accessing COVID-19 products and technologies.

India's stand was eventually supported by more than 120 members of the WTO and received wide-ranging support from international organizations, academicians, and world leaders. Further, India is pushing for an extension of the TRIPS Decision in the upcoming MC-13, and one of our critical demands is that the TRIPS Decision be extended to COVID-19 diagnostics and therapeutics for future pandemic preparedness which may help poor and developing countries to get better vaccine access, availability, and affordability.

G. SPS Declaration

At MC-12, the Members adopted the SPS Declaration on responding to challenges of expanding global populations, spread of pests, diseases, disease-carrying organisms, climate and environmental challenges and increased pace of innovation in tools and technologies that may significantly impact international trade in food, animals, and plants. Under the Declaration, India and other WTO Members launched a work programme to "explore how the implementation and application of the SPS Agreement can support" certain identified five themes. Following the adoption of this Declaration, five thematic groups were formed by the SPS Committee for each of the elements identified in paragraph 8 of the Declaration. India has been actively engaged in the meeting of thematic groups. It consistently believes that discipline, in addition to the SPS agreement, should not be brought under the garb of the SPS declaration.

India has ensured that its concerns on de-linkage of SPS agreement with food security and Sustainable Food system (SFS) and emerging challenges, scientific justification for SPS measures regarding MRLs, recognition of pest- or

disease-free areas and areas of low pest or disease prevalence are included in the draft report of the Work programme to MC-13.

H. The National Workshop on Technical Barriers to Trade (TBT)

The Department of Commerce, in collaboration with the World Trade Organization, along with the Centre for WTO Studies (CWTOS) and Centre for Trade and Investment Law (CTIL), organized a three-day National Workshop on the TBT Agreement from 13th-15th March 2023.

The Session during the workshop conducted by subject experts from WTO and India was designed to enhance the capabilities of multitudes of stakeholders from Ministries/ Departments, Export Promotion Councils, Indian Standard bodies, Regulatory Bodies and private sector organizations in the implementation of the WTO TBT Agreement.

I. The National Workshop on Sanitary and Phytosanitary (SPS) Measures

The Department of Commerce, in collaboration with the World Trade Organization, along with the Centre for WTO Studies (CWTOS) and Centre for Trade and Investment Law (CTIL), organized a three-day National Workshop on the SPS Agreement from 17th-19th October 2023. During the workshops, sessions were held on the SPS Agreement, challenges faced in its implementation, setting of Maximum Residue Limits (MRLs) by Codex and Standards and Trade Development Facility (STDF).

J. Special and Differential Treatment and Graduation of Developing Countries

Special and Differential Treatment (S&DT) provisions for developing members, including LDCs at the WTO recognize the differences in the level of development among members of the WTO and allows developing members the space to formulate their domestic trade policy in a way that enables them reduce poverty, generate employment, and integrate meaningfully into the global trading system. India believes in the continued relevance of special and differential treatment provisions for developing countries including LDCs.

At the WTO, G-90 countries have submitted a proposal for discussion at the WTO to initiate discussion on S&DT provisions in 10 WTO Agreements to make them more accessible, effective, and operational. These 10 Agreement Specific Proposals seek clarification & precision on S&DT provisions. India has been a strong supporter of the proposal by G-90 countries. India believes

that S&DT is at the heart of development issues and developing countries and LDCs stand to benefit significantly from them. This proposal is also supported by African Group.

The LDC countries have submitted a proposal seeking support measures for smoother transition while graduating from LDC to developing countries. India has been supportive of the proposal and has actively participated in the discussion. India encourages an approach to be taken by all Members for an expeditious outcome on this issue within a reasonable time period post-graduation.

In a run-up to MC-13, these issues will become important as deliverables for outcome of the Ministerial meeting.

K. Implementation of Trade Facilitation Agreement

As a part of India's commitment under the TFA (under Article 23.2 of the TFA), a National Committee on Trade Facilitation (NCTF) was set up under the Chairmanship of the Cabinet Secretary. This Committee periodically reviews the implementation of the TFA and facilitates domestic co-ordination towards it. The NCTF as the apex committee is supplemented in its functions by a Steering Committee which is chaired jointly by the Commerce Secretary and Revenue Secretary. These committees are, in turn, supported by Working Groups with experts from relevant institutions entrusted with a specific trade facilitation measure or project.

NCTF has released two National Trade Facilitation Action Plans (NTFAP) so far. Presently, NTFAP 2020-23 is under implementation.

India has been making proactive strides in TFA implementation under the overall guidance of the NCTF. Under the aegis of NCTF, India has now become fully compliant with the WTO Trade Facilitation Agreement. Considerable progress has been made towards Ease of doing business and transparency.

Some of the action taken under NTFAP 2020-23 are dedicated outreach measures for trade facilitation and implementation of action points under NTFAP, enhancement in DGFT portal for ease of online transaction, implementation of electronic issuance of COO/other authorizations and integration of DGFT with National Logistics Portal (Marine) for IEC Validation, creation of a portal for publication of NTMs.

Action points related to category B commitments under NTFAP 2020-23 such as notifying URLs of websites mandated under TFA, provide traders an opportunity to acquaint with new legislation prior to entry into force.

Recently, in consultation with Central Board of Direct Taxes and Customs (CBIC), Ministry of External Affairs and the Department of Economic Affairs, this Department has requested the Permanent Mission of India to initiate further action to register India under Trade Facilitation Agreement Facility (TFAF) to offer technical assistance to other Members.

L. Environment

India has submitted a document titled "Concerns on Emerging Trend of using Environmental Measures as Protectionist Non-Tariff Measures" in the WTO highlighting concerns on Carbon Border Adjustment Mechanism (CBAM), ban on import of products based on determination of deforestation free supply chain, Green Tariff Rate Quotas and measures prescribing Maximum Residue Limits (MRLs). It emphasized upon harmonized application of international instruments under Multilateral Environment Agreements (MEAs) and the WTO Agreement. Pursuant to India circulating the document, it has drawn intervention from various WTO member countries and support from many Member countries on the core theme. 28 interventions were made including those on behalf of African Caribbean & Pacific (ACP) Group (62 WTO members, 8 WTO observers, 9 non-members non-observers), Africa Group (44 WTO members, 9 WTO observers) and EU (27 WTO members). Subsequently, South Africa joined the document in toto which was re-circulated under the joint name of India and South Africa on 31st May 2023.

With a view to informing the discussions in the WTO about India's rich heritage towards environmental externalities including climate change arising from the reckless use and throw culture of the global North, a paper was circulated in WTO by India on 2nd February 2023 about life (RD/CTE/216).

India submitted a room document on "Reinvigorating Discussions on the Relationship between Trade and the Transfer of Environmentally Sound Technologies to Developing Countries to Address Climate Change". The issue of technology transfer of ESTs (Environmentally Sound Technologies) is key to climate mitigation & adaptation measures. Transfer of ESTs to the countries of the global South is fundamental to the preamble to Marrakesh Agreement establishing the WTO: need to protect and preserve the environment and to enhance the means for doing so in a manner consistent with the respective needs and concerns at different level of economic development (S&DT Principle).

Dissemination of publicly funded R & D for low carbon technologies, energy efficiency, carbon capture, utilisation, and storage (CCUS), renewables, hydrogen, nuclear and energy storage, a financial mechanism including idea of trade and

environment fund, and streamlining of voluntary licensing practices forms a part of the roadmap annexed to India's paper, for deliberation.

India submitted a document on Trade Related Measures Taken by India in Response to the COVID-19 Pandemic and Preparedness for Future Pandemics prepared in consultation with relevant stakeholders and Ministries / Departments has been published in Council for Trade in Goods, Council for Trade in Services, Committee on Agriculture, Committee on Market Access, Committee on Trade Facilitation. The paper has been circulated in response to the Ministerial Declaration (MC-12) wherein the member nations have adopted the "Ministerial Declaration on the WTO Response to the COVID-19 Pandemic and Preparedness for Future Pandemics. This document highlights the steps taken by India in combating once in a generation crisis like COVID-19 pandemic and India's achievements in tackling the acute crisis of COVID-19.

Indian delegation led by D/o Commerce and representatives from M/o Steel, M/o Power, Bureau of Energy Efficiency (BEE) and M/o EF&CC participated in the Committee of Trade and Environment (CTE) and Environment week held in WTO from 12th-16th June 2023. International Solar Alliance (ISA) and Coalition for Disaster resilient infrastructure (CDRI) both headquartered in India also participated in environment week and showcased their work. India made the following intervention in CTE and Environment Week:

- India's paper JOB/TE/78 was cosponsored by South Africa and discussion on India's concerns on environmental measures being used as trade barriers.
- Presentation of International Solar Alliance (ISA) and Coalition for Disaster Resilient Infrastructure (CDRI) (13th June 2023) showcasing their work and experience sharing.
- India participated as a discussant in the joint event organized by the Permanent Mission of the UK to the WTO and International Energy Association (IEA) on the Report on Steel Decarbonisation wherein India stressed the importance of common methodology for measurement of parameters like green steel and how aspects of heterogeneity play an important role in measuring the carbon emissions. We also focused upon issues of anonymity and

confidentiality in data of emissions. Along with this, steps taken by India for green transition in the steel sector were also highlighted including formation of 13 task forces in the same direction.

- India's interventions in the EU's presentation on CBAM which included raising questions on aspects like exclusion of raw materials from the scope when EU heavily uses scrap for production which has a lot of embedded emissions and averaging of emissions if a production chain has multiple processes, and some are environment friendly.
- India made interventions on the various carbon leakage discussions organised by EU, the UK, and raised questions on methodology to measure emissions, boundaries and scope, factoring in heterogeneities, consideration of raw materials, proposed ban of use of scrap by OECD countries, transfer of technology etc., recognition of carbon verifiers and exemption for MSME sector a under EU-ETS, consideration of CBDR-RC, carbon leakage definition, functioning of the UK ETS, impact of it in reducing emissions, use of revenue collected.
- Joint event organized by India, Indonesia and South Africa on National perspective on deforestation and afforestation policies, sustainable forest management and concerns with deforestation related trade measures and highlighted India's efforts in direction of sustainable forest management.

M. Duty-Free Quota-Free Market Access

WTO Members have reaffirmed the decision at the Ninth Ministerial Conference in Bali on Duty-Free Quota-Free Market Access for Least-Developed Countries and instructed the Committee on Trade and Development to recommence the annual review process on preferential DFQF market access for LDCs. Noteworthy is India's Duty-Free Tariff Preference Scheme (DFTP) for LDC's Progress. India notified the Duty-Free Tariff Preference (DFTP) Scheme for LDCs in August 2008. Under the DFTP Scheme, market access to 85 percent of India's total tariff lines was duty free; a Margin of Preference (MoP) was provided on 9 percent lines and 6 percent tariff lines were under the Exclusion List.

India has extended the benefits of the Duty-Free Tariff Preference (DFTP) Scheme to the Democratic Republic of Congo (DRC) on 29th December 2023. India is now providing the benefits of DFTP Scheme to 36 LDCs.

N. Global System of Trade Preferences (GSTP)

The Agreement establishing the Global System of Trade Preferences (GSTP) was signed on 13th April 1988 at Belgrade. The results of the first Round of the GSTP negotiations for exchange of tariff concessions were ratified by 41 countries and the agreement came into force on 19th April 1989. The second round of Negotiations was launched in the Ministerial Meeting of GSTP held in Tehran on 21st November 1991 which concluded in 1998. At present, there are 42 participating countries including Mercosur under GSTP Agreement, the list of which may be accessed at the <https://unctad.org/topic/trade-agreements/global-system-of-trade-preferences>.

The third round of GSTP negotiations, launched in 2004 in Sao Paulo in Brazil, concluded in 2010. The schedules of concessions under the Third Round of negotiations will be implemented thirty days after a minimum of four participants ratify their schedules and inform the GSTP Secretariat. The tariff concessions will be implemented amongst such four participants and other participants will avail of the concessions after they ratify their schedules. So far, 3 countries, viz. India, Malaysia and Cuba have ratified their schedules of concessions. The Cabinet Committee on Economic Affairs (CCEA) in its meeting on 23rd August 2012 approved implementation of India's Schedule of Concessions under the Third Round of negotiations. On 23rd January 2023, Brazil deposited to UNCTAD its instrument of acceptance of the Protocol.

O. BRICS (Brazil, Russia, India, China, South Africa)

BRICS is an association of five major emerging economies: Brazil, Russia, India, China, and South Africa. Originally the first four were grouped as "BRIC" before the induction of South Africa in 2010. BRICS Presidency is held rotationally by the Member States on a yearly basis. India successfully completed its presidency tenure for 2021 and passed it to People's Republic of China which ended in 2022. South Africa held the presidency for 2023. Russia has assumed the presidency for 2024 with effect from 1st January 2024. BRICS countries account for 25.77 percent of the world GDP, nearly 41 percent of the world population, around 18.4 percent of global merchandise trade in 2022.

The Department of Commerce in Government of India handles the economic and trade issues under BRICS that are discussed under the institutional mechanism known as the "Contact Group on Economic and Trade Issues" (CGETI). Under the South African presidency in 2023, the following documents were negotiated in the CGETI and adopted in the BRICS Trade Ministers' Meeting held on 7th August 2023:

- 13th BRICS Trade Ministers' Joint Communiqué
- Strengthening Multilateral Trading System and WTO Reforms
- Framework and diversification for supply chain resilience
- Co-operation on digital economy
- BRICS Cooperation in the field of MSMEs

P. Shanghai Cooperation Organization (SCO)

The Shanghai Cooperation Organization (SCO), a multilateral organization, was established in 2001 in Shanghai, China by the leaders of China, Kazakhstan, Kyrgyzstan, Russia, Tajikistan, and Uzbekistan. The SCO Charter, formally establishing the organization, was signed in June 2002, and entered into force on 19th September 2003. India and Pakistan became the full members of the SCO on 9th June 2017 at a summit in Astana, Kazakhstan. Currently SCO has eight members.

For the year 2023, India was the Chair of Council of Heads of States (CHS), whereas Kyrgyz Republic was the Chair of Heads of Government (CHG). During the year, the following two proposals were negotiated and adopted under the institutional mechanism of 'Senior Officials responsible for Foreign Economic and Foreign Trade Activities', for which Department of Commerce is the nodal Department:

- Concept of the Online Meeting of Buyers and Sellers from the Shanghai Cooperation Organization region, and
- Initiative to explore prospects for cooperation in the field of digital trade.

Q. Commonwealth

The Commonwealth of Nations, often simply referred to as the Commonwealth, is an international association of 56 member states, the vast majority of which are former territories of the British Empire from which it developed. The chief institutions of the organisation are the Commonwealth Secretariat, located in Marlborough House, London, which focuses on interGovernmental aspects, and the Commonwealth Foundation, which focuses on non-Governmental relations among member states. Numerous organisations are associated with and operate within the Commonwealth. It is home to 2.5 billion people and includes both advanced economies and developing countries. 33 of its members are small states, including many island nations.

The Commonwealth Trade Ministers' Meeting (CTMM) was held on 5th-6th June 2023 in London, preceded by the Commonwealth Senior Trade Officials Meeting (STOM) on 2nd-3rd June 2023. The following proposals were discussed and adopted at the CTMM:

- Supporting the Multilateral Trading System,
- Deepening Commonwealth Trade and Investment,
- Inclusive and Sustainable Trade,
- Fostering Digital Transition.

The next Commonwealth Heads of Government Meeting (CHOGM) will be held in Apia, Samoa in October 2024.

R. India's G20 Presidency – Trade and Investment Working Group

Under the Indian G20 Presidency, for the Trade and Investment Working Group (TIWG), the Department of Commerce has pursued five priority issues namely Trade for Growth and Prosperity (PI1), Trade and Resilient GVCs (PI2), Integrating MSME in global trade (PI3), Logistics for Trade (PI4) and WTO Reform (PI5).

The meetings under the G20 India's Presidency, was organized at places and dates as per the following:

S. No.	Meeting	Date
1	1 st TIWG meeting in Mumbai	28 th -30 th March 2023
2	2 nd TIWG meeting in Bengaluru	23 rd -25 th May 2023
3	3 rd TIWG meeting in Kevadia	10 th -12 th July 2023
4	4 th TIWG meeting in Jaipur	21 st -22 nd August 2023t
5	Trade and Investors Minister's meeting (TIMM) at Jaipur	24 th -25 th August 2023

During the 1st and 2nd TIWG meetings, five Priority Issues (as mentioned above) PIs were discussed. In addition, presentations were made during these meetings, outlining each of the subjects and potential

outcomes emerging from PIs. Accordingly, following five key deliverables associated with each Priority Issues have discussed during the meetings.

S. No.	Key Deliverable	Priority Issue
1	High-Level Principles on Digitalization of Trade Documents	Logistics for Trade (PI4)
2	Action Plan to Create Meta-Information Portal for MSMEs	Integrating MSME in global trade (PI3)
3	Generic framework for mapping	Trade and Resilience GVCs (PI2)
4	Compendium on best practices of Mutual Recognition of Agreements (MRAs)	Trade for Growth and Prosperity (PI1)
5	G20 Regulatory Dialogue	Crosscutting

Knowing the importance of the interlinkage of the five proposed Priority Issues, Indian Presidency had also organized Side Event Seminars on Trade Finance, Trade & Technology, and Trade Infrastructure in Mumbai, Bengaluru and Ekta Nagar (Kevadia) respectively. The aim of these seminars was to bring together the stakeholders across all layers of governance and brainstorm on collective actions that are needed to build a robust global trade ecosystem.

During TIMM, an experience zone to showcase the wide variety of Indian tea, coffee, spices, and millets was set up for the delegates, and an exhibition on Jaipur Experience was displayed to showcase the rich cultural heritage of the Pink City.

Significantly, amidst headwinds faced by global trade, the Indian G20 Presidency for the Trade, and Investment Working Group (TIWG) was successful in building consensus on five concrete and action-oriented outcomes which is unprecedented and was not witnessed since the inception of TIWG in 2016. All, but one para pertaining to geopolitical issues, were adopted unanimously. The highlights of G20 Trade and Investment Ministerial (TIMM) Outcome Document are:

- Building resilient and sustainable Global Value Chains (GVCs) to withstand future shocks by developing a mapping framework that can help in identifying vulnerabilities and opportunities.
- Making GVCs work for sustainable and inclusive development by promoting and fostering linkages between foreign enterprises and domestic companies, particularly MSMEs
- Integrating MSMEs in global trade by creating a One Stop Hub for MSMEs seeking business and trade related information
- Underscoring the importance of reduced entry barriers on digital platforms to ensure rapid digital enablement of MSMEs
- Driving productivity gains and economic growth by reducing trade costs and lowering barriers to entry for MSMEs through transition to paperless trade
- Reaffirmation that a rules-based, non-discriminatory, and transparent multilateral trading system, with WTO at its core, is indispensable for inclusive growth, and sustainable development
- Recognition of the importance of WTO's "Aid-For-Trade Initiative" to enable developing countries & LDCs, to effectively participate in global trade

- Removing unnecessary barriers to cross-border trade in services by preparing and disseminating a Compendium of best practices on entering into Mutual Recognition Agreements (MRAs) for professional services
- Expressing support to the ongoing discussions on reforms in the WTO Dispute Settlement System making it fully functional and accessible to all members by 2024
- Fostering effective cooperation and collaboration among the standards-setting bodies and regulators through capacity building and exchange of best practices

India's priorities in the field of trade and investment left an indelible imprint in the G20 TIMM Outcome Document and are exemplified in the following tangible outcomes:

- G20 Generic Framework for Mapping GVCs
- Jaipur Call for Action for enhancing access to information for MSMEs
- High Level Principles on Digitalization of Trade Documents
- Compendium of best practices on MRAs for Professional Services, and
- Holding G20 Standards Dialogue

Within the framework of India's G20 presidency, Bureau of Indian Standards organized the G20 Standards Dialogue 2023 on 2nd-3rd November 2023 at Bharat Mandapam, ITPO, New Delhi, India. The Dialogue was attended by over 750 delegates, including 50 overseas delegates. It explored how sustainability can be addressed through inclusive standardization and good regulatory practices to achieve 'Zero Defect and Zero Effect'. The event was organized with the support and guidance of Ministry on Consumer Affairs, Food and Public Distribution and Ministry of Commerce and Industry, Government of India. The Dialogue witnessed enthusiastic response and participation from international delegations from National Standards Bodies of G20 members ISO, IEC, ITU, invited countries and industry, industry associations, ministries, missions, and laboratories within India.

Further, A G20 Webinar was held on 6th November under the theme of 'Strong, Sustainable, Balanced and Inclusive Growth', the webinar had a panel discussion on the topic 'Unlocking Trade for Growth' which was coordinated by the Department of Commerce.

Participants included around 70-80 organizations like Export Promotion Council, Industry Associations, SME Association, etc. A total of 127 participants confirmed physical participation from various organizations including WASME, EEPICIFT, PEPC, CCI, HEPC, TPCI, CHEMEXCIL, WVEEPC, FIEO, etc. Approximately 265 participants joined virtually. The webinar was sketched in laying out a roadmap for increasing level of participation of MSMEs in global trade. Discussion was planned to achieve the deep perspective of various options in carrying forward the policy recommendations encapsulated in the NDLD document. The webinar focussed on the options in realising the Jaipur call for the action. During the webinar the conversation focussed on the multifaceted approach required to empower MSMEs and integrate them into international trade. This approach involves improving access to information, leveraging technology, simplifying processes, providing financial support, and facilitating access to global markets through platforms like Open Network Digital Commerce (ONDC) and Government e-Marketplace (GeM).

S. Economic and Social Commission for Asia & the Pacific (ESCAP)

India is one of the founding members of ESCAP, the regional development arm of the United Nations, which serve as the main economic and social development centre for the United Nations in Asia and Pacific. Consisting of 53 Member States and 9 Associate Members, with a geographical scope that stretches from Turkey in the west to the Pacific Island nation of Kiribati in the east, and from the Russian Federation in the north to New Zealand in the south, ESCAP is the most comprehensive of the United Nations' five regional commissions. It is also the largest United Nations body serving the Asia-Pacific region.

Established in 1947 with its headquarters in Bangkok, Thailand, ESCAP seeks to overcome some of the region's greatest challenges. It carries out work in the following areas:

- ICT and Disaster Risk Reduction
- Environment and Development
- Social Development
- Statistics
- Macroeconomic Policy and Financing for Development
- Trade, Investment & Innovation
- Transport
- Energy

ESCAP focuses on issues that are most effectively addressed through regional cooperation, including issues that benefit from regional or multi-country involvement, issues that are trans boundary in nature, or that would benefit from collaborative inter-country approaches.

i. Annual Session of ESCAP

The Commission meets annually at the ministerial level to discuss and decide on important issues pertaining to inclusive and sustainable economic and social development in the region, to decide on the recommendations of its subsidiary bodies and of the Executive Secretary, to review and endorse the proposed strategic framework and program of work, and to make any other decisions required, in conformity with its terms of reference.

The 79th Session of ESCAP was held at Bangkok and online from 15th-19th May 2023. The theme of the session was "Accelerating climate action in Asia and the Pacific for sustainable development". The Indian delegation was led by Shri Nagesh Singh, Ambassador / Extraordinary and Plenipotentiary and Permanent Representative to ESCAP.

ii. India's Contribution to ESCAP

The delivery of ESCAP's programs is supported by the regional institution and the sub-regional offices. India has worked in close cooperation with ESCAP during the year. India has also committed continued financial support to the following regional institutions of ESCAP:

- Asian and Pacific Center for Transfer of Technology (APCTT), hosted by India in New Delhi.
- Centre for Sustainable Agricultural Mechanization (CSAM), Beijing, China.
- Statistical Institute for Asia and the Pacific (SIAP), Chiba, Japan.
- Asian and Pacific Training Centre for information and Communication Technology for Development (APCICT), Incheon, Republic of Korea.

iii. Sub-regional Office in India

Strengthening India's partnership with UN-ESCAP, a Sub-Regional Office (SRO) for South and South-West Asia was established in New Delhi with financial assistance from India.

The main activities of SRO are to:

- Implement the Commission's agenda at the sub-regional level by serving as a link between sub-region and Commission headquarters
- Promote and support specific sub-region priorities and programs concentrating on the priority sectors of member States within the sub-region
- Operate as sub-regional nodes for knowledge management and networking
- Spearhead the delivery of technical assistance activities and act as the Commission's implementing arm in the sub-region
- Establish close working relations with United Nations country teams within the sub-regional and promote the coordination of United Nations systems activities at the sub-regional level
- Build strong partnerships and network with other relevant actors in the sub-region, including other sub-regional inter-Governmental bodies, to promote sub-regional cooperation with a regional framework

12. TRADE IN SERVICES

A. Enhancing Services Trade through Free Trade Agreements

India has signed bilateral trade agreements, including Trade in Services, with Singapore, South Korea, Japan, Malaysia, Mauritius, UAE, Australia and an FTA in services and investment with the Association of Southeast Asian Nations (ASEAN).

- Currently, India is actively engaged in bilateral FTA negotiations including in Trade in Services with the UK, the EU, EFTA, and Oman. India is also engaged in negotiations on a Comprehensive Economic Cooperation Agreement (CECA) with Australia building upon the market access commitments in Trade in Services under India-Australia Economic Cooperation Trade Agreement (ECTA).
- India has resumed FTA negotiations with Sri Lanka and Peru with the commitment to strengthening economic ties with these countries. These negotiations are expected to boost trade, investment, and cooperation across various sectors. The 12th round of India-Sri Lanka Economic and technology Cooperation Agreement was held between 30th October-1st November 2023. Discussions on trade in services, including movement of natural persons and the outstanding issues therein were held.
- Under the FTAs, India seeks non-discriminatory, predictable, and liberal treatment under the sectors of India's interest such as professional services, computer and related services, other business services, education services, health services, social services, tourism and travel related services, audio-visual services, and construction and related engineering services. India also pursues GATS plus commitments for temporary entry and presence for its natural persons to ensure competitive delivery of services. Additional commitments for the temporary movement of professionals like yoga instructors and chefs, and provisions on post study visa, work and holiday visa, removal of Economic Needs Test / Labour Market Tests and fairer work rights for international workers through signing of Social Security Agreement etc. are other elements that are pursued. Further, to amplify the impact of FTA and ensure real gains to the services suppliers, India pursues arrangements for mutual recognition of its professionals in different streams by way of Mutual Recognition Agreements (MRAs).
- Other bilateral trade dialogues being pursued by India are:
 - Implementation of India-Japan CEPA and upgradation of India- Korea CEPA in the respective Sub- groups set up under the joint committees of the trade partners.
 - The first meeting of the Joint Committee on India-UAE CEPA was held in June 2023.
 - Bilateral trade dialogue with US under the Services Working group of the India-US Trade Policy Forum (TPF) mechanism where India seeks cooperation in critical areas such as Social Security Totalisation Agreement (SSAs); streamlined pathways for recognising Professional Services especially in fields like Accounting, Nursing, Architecture; collaboration in Fintech; Telemedicine; and other emerging services sectors for potential collaboration. A Minister-level meeting was held on January 2023, while the Services Working group under the TPF met in April and August 2023.
 - Bilateral trade dialogues with Taiwan on Trade in Services issues under Working Group on Trade; and with Uzbekistan under the Inter- Governmental Commission on Trade, Economic, Scientific and Technological Cooperation.
 - minister level meeting with Singapore was held in July 2023, wherein, services trade issues like MRAs in accountancy, nursing, and architecture services; and mobility of professionals were discussed.
 - The 5th India-Vietnam Joint Trade Sub-Commission (JTSC) meeting was held in August 2023, that included discussion on services sector issues like MRAs in accountancy and nursing, and co-operation in the audio-visual, tourism sectors.

B. Pursuing interests in Services and E-Commerce at Multilateral and Plurilateral Fora

- India is committed to contribute effectively to work at the WTO in pursuance of the 'Ministerial Declaration on the WTO Response to the COVID-19 Pandemic and Preparedness for Future Pandemics' adopted by the membership in June 2022. In pursuance of the same, video communications dated 23rd February 2023, India made the following submissions at the General Council and the Council for Trade in Services:
 - 'The role of telemedicine in the response to the pandemic' (WT/GC/W/866; S/C/W/426) which aims to drive dialogue at the WTO on the need for multilateral arrangement for promoting cross-border supply of telemedicine services in dealing with future pandemics.
 - 'Building a pool of health professionals to respond effectively to pandemics / natural disasters' (WT/GC/W/867; S/C/W/427) which aims to drive dialogue at the WTO on the need for a multilateral arrangement for building a pool of globally recognised health professionals and strengthening implementation of GATS disciplines to facilitate recognition to ensure continuity of supply of services during pandemics / disasters.
 - Since MC11, India has been making important contributions at the WTO on the issue of e-commerce. India had tabled several joint submissions with South Africa including the one in November 2021 (WT/GC/W/833) emphasizing that a reconsideration of the e-commerce moratorium is important for developing countries particularly to preserve policy space on the taxation of electronic transmissions to nurture their domestic industry. At MC12, the membership agreed to intensify discussions under the Work Program on E-Commerce particularly in line with its development dimension. India has tabled submissions on 'Consumer Protection in E-Commerce' (WT/GC/W/857); the 'Role of Digital Public Infrastructure (DPI) in Promoting E-Commerce' (WT/GC/W/863); and 'Promoting Competition in

E-commerce' (WT/GC/W/902), particularly from the perspective of developing countries including highlighting the challenges they face in integrating into global e-commerce.

- India is also working towards furthering its offensive interests in Services and E-Commerce at various plurilateral fora such as BRICS, G20, and SCO.

13. KIMBERLEY PROCESS CERTIFICATION SCHEME

- The Kimberley Process (KP) is a joint initiative of participating Governments along with observers from industry and civil society to stem the flow of conflict diamonds (rough diamonds used by rebel movements to finance wars against legitimate Government). Kimberley Process Certification Scheme (KPCS) is a UN mandated (UNGA Resolution 55/56 of 2000 and UNSC Resolution 1459 (2003)) international certification scheme. It requires each participant to impose internal controls over production and trade of rough diamonds. Trading in rough diamonds with a nonparticipant is not allowed. All exports of rough diamonds must be accompanied by a valid KP Certificate stating that diamonds are conflict free.
- KPCS currently have 59 participants, representing 85 countries with the European Union and its Member States counting as single participant. All major diamond producing, trading and polishing centres are members of KP. Civil Society and industry groups also actively participate in the KP. Chairmanship of KP is rotated on annual basis. The Vice Chair is selected at the annual "Plenary" meeting and becomes Chair automatically the following year. The KPCS Chair oversees the implementation of the KPCS, the operations of the Working Groups and Committees, and General Administration. The Zimbabwe is the KP Chair for 2023 and UAE being vice Chair 2023 will become KP Chair in 2024.
- India is one of the founding members of KPCS. India was the Chair of Kimberley Process in the year 2008 and 2019.

Chapter 7

SPECIAL ECONOMIC ZONES (SEZs) AND EXPORT ORIENTED UNITS (EOUs)

1. SPECIAL ECONOMIC ZONES (SEZs)

Asia's first Export Processing Zone (EPZ) was set up in Kandla in 1965, followed by the establishment of seven more EPZs in the country. Subsequently, the Special Economic Zones (SEZs) Policy was announced in April 2000, wherein various new features were incorporated. This policy intended to make SEZs an engine for economic growth supported by quality infrastructure and complemented by an attractive fiscal package, both at the centre and the state levels, with a user-friendly regulatory framework. All the eight pre-existing EPZs located at Kandla and Surat (Gujarat), Santa Cruz (Maharashtra), Cochin (Kerala), Chennai (Tamil Nadu), Visakhapatnam (Andhra Pradesh), Falta (West Bengal), and Noida (Uttar Pradesh) were converted into SEZs.

The Special Economic Zones Act, 2005, was passed by the Indian Parliament in May 2005 and received Presidential assent on 23rd June 2005. The SEZ Act, 2005, supported by SEZ Rules, came into effect on 10th February 2006.

The main objectives of the SEZ Act are:

- Generation of additional economic activity
- Promotion of exports of goods and services
- Promotion of investment from domestic and foreign sources
- Creation of employment opportunities
- Development of infrastructure facilities

Exports from the operational SEZs from 2005-06 are as under:

Years	Exports		Growth (%) over the previous year (INR)
	(Value in Rs. crores)	(Value in US\$ billion)	
2005-2006	22,840	5.08	-
2006-2007	34,615	7.69	52
2007-2008	66,638	14.81	93
2008-2009	99,689	21.71	50
2009-2010	2,20,711	46.54	121.40
2010-2011	3,15,868	69.30	43.11
2011-2012	3,64,478	76.01	15.39
2012-2013	4,76,159	87.45	31
2013-2014	4,94,077	81.67	4

In terms of the SEZ Act, 2005, an SEZ may be set up either jointly or severally by the Central Government, State Government, or any person for manufacture of goods or rendering services or for both or as a free trade warehousing zone. Such proposals duly recommended by the concerned State Government are considered by the Board of Approval for SEZs. SEZs being set up under the SEZ Act, 2005 are primarily private investment driven initiatives.

A. Current performance of SEZs

After notification of SEZ Rules in February 2006, the Department of Commerce has granted 424 formal approvals for setting up SEZs out of which 357 have been notified. Out of the total employment provided to 29,84,677 persons in SEZs, 28,49,973 jobs were incrementally generated after February 2006. This is apart from millions of man days of employment generated by the developers for infrastructure activities. Physical exports from the SEZs have increased from Rs. 9,90,747 crores in 2021-22 to Rs. 12,63,578 crores in 2022-23, registering a growth of 28%. There has been overall growth of export of 5,432% over past 18 years (2005-06 to 2022-23). The total physical exports from SEZs as on 30th November 2023 has been to the tune of Rs. 8,75,249 crores, registering a growth of 7 percent over the exports of corresponding period of the previous financial year. The total investment in SEZs till 30th September 2023 is Rs. 6,69,980 crores, including Rs. 6,26,514 crores in the newly notified SEZs set up after SEZ Act, 2005. 100% FDI is allowed in SEZs through automatic route.

Years	Exports		Growth (%) over the previous year (INR)
	(Value in Rs. crores)	(Value in US\$ billion)	
2014-2015	4,63,770	75.84	-6.13
2015-2016	4,67,337	71.38	0.77
2016-2017	5,23,637	78.07	12.05
2017-2018	5,81,033	90.15	11
2018-2019	7,01,179	100.28	21
2019-2020	7,96,669	112.37	13.62
2020-2021	7,59,524	102.32	-4.66
2021-2022	9,90,747	133	30
2022-2023	12,63,578	157.24	28
2023-2024 (up to 30.11.2023)	8,75,249	105.91	7%*

*Exports growth of the corresponding period of FY 2022-23.

A total of 276 SEZs are exporting at present. Out of this, 167 are IT / ITES, 25 multi-product, and 84 other sector-specific SEZs. 5,675 units have been setup in the SEZs till date.

B. Impact of the scheme

The SEZ scheme has generated tremendous response among the investors, both in India and abroad, which is evident from the flow of investment and creation of additional employment in the country. In addition to the earning of foreign exchange and development of infrastructure, SEZs have achieved significant local area impact in terms of direct as well as indirect employment, emergence of new activities, changes in consumption pattern, and social life.

C. Some key aspects of SEZs

i. Land requirement for SEZs

Consequent to amendment to SEZ Rules, 2006, carried out on 17th December 2019, the minimum land area requirement to set up a SEZ or Free Trade Warehousing Zone other than an SEZ for IT / ITES, biotech or health (other than hospital) services, is a contiguous land area of fifty hectares or more. In case a SEZ is proposed to be set up in the states of Assam, Meghalaya, Nagaland, Arunachal Pradesh, Mizoram, Manipur, Tripura, Himachal Pradesh, Uttarakhand, Sikkim, Goa or in a Union territory, the minimum area required is twenty-five hectares or more.

There is no minimum land area requirement for

setting up an SEZ for IT / ITES, biotech or health (other than hospital) services. A minimum built-up processing area requirement, based on the category of cities, is indicated in the following table:

S. No.	Categories of cities	Minimum built-up area requirement
1	Category 'A'	50,000 sq. mts.
2	Category 'B'	25,000 sq. mts.
3	Category 'C'	15,000 sq. mts.

ii. Procedure for setting up an SEZ

After the recommendation of the concerned State Government for setting up of an SEZ, the Board of Approval approves a proposal for establishment of a SEZ subject to the requirements of minimum area of land and other terms and conditions prescribed in the SEZ Act and Rules. State Governments have been advised that in case of land acquisition for SEZs, priority should be for acquisition of waste and barren land and if necessary single crop agricultural land could be acquired for the SEZs. If perforce, a portion of double cropped agricultural land must be acquired to meet the minimum area requirements, especially for multi-product SEZs, the same should not exceed 10% of the total land required for the SEZ. The central Government does not allot any land for SEZs. The Board of Approval on SEZs only considers those proposals, which have been duly recommended by the State Government.

Furthermore, pursuant to the decision of Empowered Group of Ministers (EGoM) in its meeting held on 5th April 2007, the State Governments have been informed on 15th June

2007, that the Board of Approval will not approve any SEZs where the State Governments have carried out or propose to carry out compulsory acquisition of land for such SEZs after 5th April 2007.

iii. Details of land under SEZs

1	Total land area related to seven central Government + 12 state / privately notified SEZs	2,122.35 Ha
2	Total land area related to 357 notified SEZs	37,615.91 Ha
3	Total land area related to 67 formally approved SEZs yet to be notified	5,487.33 Ha
4	Total land area related to notified and formally approved SEZs (1+2+3)	45,225.59 Ha
5	Land area related to 35 in-principle approved SEZs (formal approval yet to be granted)	21,104 Ha
6	% of area of notified SEZs to that of land area of India (328 MHa)	0.012
7	% of area of notified SEZs to that of agricultural land area of India (142 MHa)	0.025

iv. Fiscal benefits and duty concession offered to SEZ Developers and units

The incentives and facilities offered to the units in SEZs for attracting investments into the SEZs, including foreign investment, include:

- Duty-free import / domestic procurement of goods for development, operation, and maintenance of SEZ units
- Exemption of IGST and CGST has been available for SEZ units
- As per IGST Act, 2017, supply of goods or services or both to a SEZ unit is treated as “zero rated supply”
- Other levies as imposed by respective State Governments
- Single window clearance for central and state level approvals

v. Erstwhile benefits to SEZ units

- 100% income tax exemption on export income for SEZ units under Section 10AA of the Income Tax Act for the first five years, 50% for next five years thereafter, and 50% of the ploughed back export profit for next five years. (Sunset Clause for units becomes effective from 01.04.2021)
- Exemption from minimum alternate tax (MAT) under section 115JB of the Income Tax Act. (withdrawn w.e.f. 01.04.2012)

vi. The major incentives and facilities available to SEZ developers

- Exemption of IGST and CGST has been available for SEZ developers
- As per IGST Act, 2017, supply of goods or services or both to a SEZ developer is treated as “zero rated supply”

vii. Erstwhile benefits to SEZ developers

- Income tax exemption on income derived from the business of development of the SEZ in a block of 10 years in 15 years under Section 80-IAB of the Income Tax Act (Sunset Clause for developers has become effective from 1st April 2017)

viii. Recent initiatives for ensuring ease of doing business in SEZs

- Instruction No. 111 dated 29th August 2022 was issued for permission for domestic procurement of restricted items (sand and soil) by developers / co-developers / units for infrastructural development / construction activities inside the SEZ
- A new rule 29A was inserted in SEZ Rules, 2006 vide notification dated 3rd October 2022 in respect of International Financial Services Centre (IFSC) dealing with providing provisions for procedures of import, removal of aircraft by an aircraft leasing units in an IFSC to an importer in India, procurement / return of aircraft from Non Scheduled Operator Permit (NSOP) or Scheduled Operator Permit (SOP) or any other Domestic Tariff Area (DTA) supplier by / to IFSC unit upon expiry of lease period and export of aircraft by IFSC unit outside India respectively

- Instruction No. 112 dated 1st November 2022 was issued for digital receipt and payment implementation in the ministry's subordinate offices
- A rule amendment has been carried out in Rule 43A of SEZ Rules, 2006 vide notification dated 08.12.2022 to allow certain categories of employees to work from home up to 31st December 2023
- A new Rule 21B was inserted in SEZ Rules, 2006 vide notification dated 23rd February 2023 to allow an aircraft leasing unit in an IFSC to utilize office space or manpower or both, of another unit set up in IFSC authorised to undertake aircraft leasing activity
- Rule 53A has been substituted in SEZ Rules, 2006 vide notification dated 27th April 2023 according to which nothing contained in Rule 53 shall apply to a unit setup in an IFSC providing financial service and regulated by the IFSC authority
- A new Rule 29B was inserted in SEZ Rules, 2006 vide notification dated 4th July 2023 to allow procedure of import or export or procurement from or supply to Domestic Tariff Area (DTA) of ship by a unit in IFSC
- Instruction No. 113 dated 14th July 2023 was issued for reducing compliance burden regarding the SOFTEX Form
- A rule amendment has been carried out in Rule 43A of SEZ Rules, 2006 vide notification dated 7th November 2023 to allow certain categories of employees to work from home up to 31st December 2024
- A new Rule 11B was inserted in SEZ Rules, 2006 vide notification dated 8th December 2023 to allow DTA IT / ITES entities to operate in non-processing areas of IT / ITES SEZs
- Instruction No. 114 dated 28th December 2023 was issued for clarification regarding powers in respect of non-SEZ IT / ITES units operating in non-processing areas of IT / ITES SEZs

State-wise distribution of approved SEZs

(As on 31.12.2023)

States / UTs	Central Government SEZs set up prior to the enactment of the SEZ Act, 2005	State Government / private sector SEZs set up prior to the enactment of the SEZ Act, 2005	Formal approvals granted under the SEZ Act, 2005	Total SEZs (including prior to the SEZ Act + under the SEZ Act, 2005)	In-principle approvals granted under the SEZ Act, 2005	Notified SEZs under the SEZ Act, 2005	Total notified SEZs (including prior to the SEZ Act + under the SEZ Act, 2005)	Total operational SEZs (including prior to the SEZ Act + under the SEZ Act, 2005)
	(1)	(2)	(3)	(1+2+3)	(4)	(5)	(1+2+5)	(6)
Andhra Pradesh	1	0	34	35	4	29	30	25
Arunachal Pradesh	0	0	1	1	0	0	0	0
Chandigarh	0	0	2	2	0	2	2	2
Chhattisgarh	0	0	2	2	1	1	1	1
Delhi	0	0	2	2	0	0	0	0
Goa	0	0	7	7	0	3	3	0
Gujarat	1	2	25	28	5	21	24	21
Haryana	0	0	25	25	3	22	22	8
Jharkhand	0	0	2	2	0	2	2	1
Karnataka	0	0	63	63	0	52	52	36
Kerala	1	0	26	27	0	22	23	20
Madhya Pradesh	0	1	12	13	0	7	8	6
Manipur	0	0	1	1	0	1	1	20
Nagaland	0	0	2	2	0	2	2	0

(As on 31.12.2023)

States / UTs	Central Government SEZs set up prior to the enactment of the SEZ Act, 2005	State Government / private sector SEZs set up prior to the enactment of the SEZ Act, 2005	Formal approvals granted under the SEZ Act, 2005	Total SEZs (including prior to the SEZ Act + under the SEZ Act, 2005)	In-principle approvals granted under the SEZ Act, 2005	Notified SEZs under the SEZ Act, 2005	Total notified SEZs (including prior to the SEZ Act + under the SEZ Act, 2005)	Total operational SEZs (including prior to the SEZ Act + under the SEZ Act, 2005)
	(1)	(2)	(3)	(1+2+3)	(4)	(5)	(1+2+5)	(6)
Odisha	0	0	7	7	0	5	5	5
Puducherry	0	0	1	1	1	0	0	0
Punjab	0	0	5	5	0	3	3	3
Rajasthan	0	2	5	7	1	4	6	3
Sikkim	0	0	1	1	0	0	0	0
Tamil Nadu	1	4	57	62	5	54	59	49
Telangana	0	0	63	63	0	57	57	37
Tripura	0	0	1	1	0	1	1	0
Uttar Pradesh	1	1	24	26	1	21	23	14
West Bengal	1	2	7	10	2	5	8	7
GRAND TOTAL	7	12	424	443	35	357	376	276

Fact sheet on SEZs as on 31st December 2023(Dedicated website: www.sezindia.nic.in)

Number of formal approvals (As on 31 st December 2023)	424				
Number of notified SEZs (As on 31 st December 2023)	376 (Including seven central Government + 12 State Government / private sector SEZs set up prior to the enactment of the SEZ Act, 2005)				
Number of in-principle approvals (As on 31 st December 2023)	35				
Operational SEZs (As on 30 th September 2023)	276				
Units approved in SEZs (As on 30 th September 2023)	5,713				
Land for SEZs	7 central govt. + 12 state govt. / Pvt. SEZs notified before the SEZ Act, 2005	Notified SEZs under the SEZ Act, 2005	Total notified SEZs area (1+2)	Formally approved SEZs (424-357)	Total Area (3+4)
	(1)	(2)	(1)	(2)	(2)
(As on 31 st December 2023)	2122.35 Ha	37615.91 Ha	39738.26 Ha	5487.33 Ha	45225.59 Ha
	Land is a state subject. Land for SEZs is procured as per the policy and procedures of the respective State Governments.				

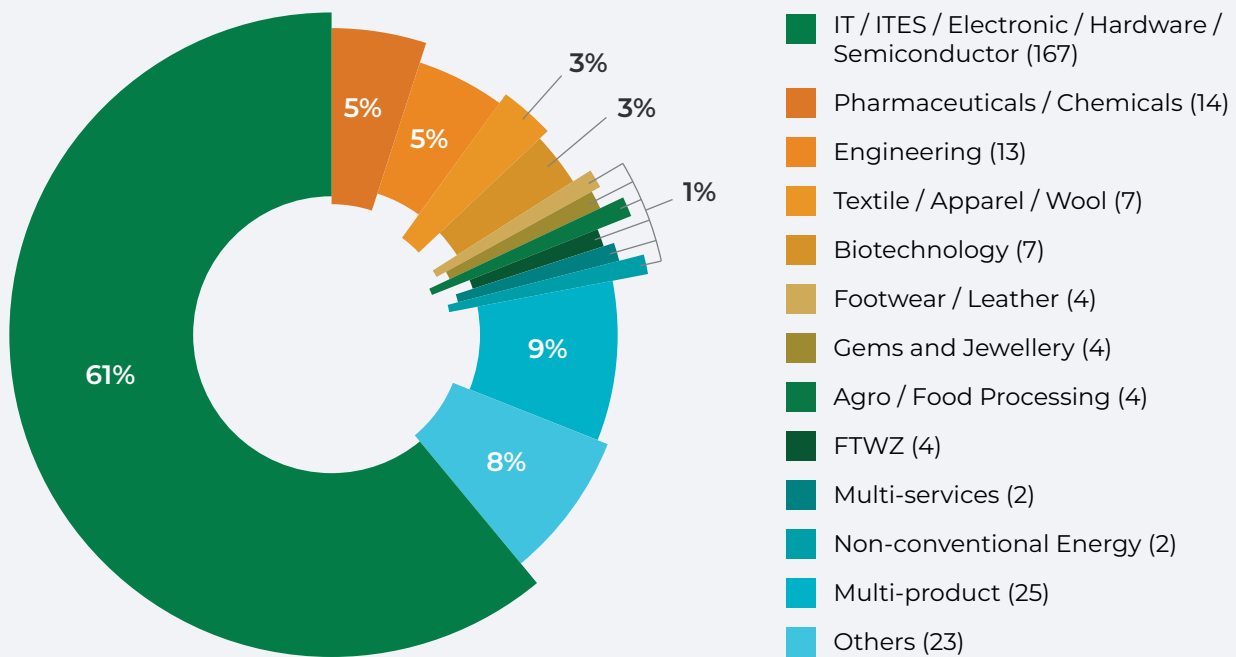
INVESTMENT	Investment (As of February 2006)	Incremental Investment	Total Investment (As on 30 th September 2023)
(As on 31.12.2023)			
Central Government SEZs	2,279.20	28,064.80	30,344
State / pvt SEZs set up before 2006	1,756.31	11,365.69	13,122
SEZs notified under the Act	-	6,26,514	626,514
Total	4,035.51	6,65,944.49	6,69,980

EMPLOYMENT	Employment (As of February 2006)	Incremental Employment	Total Employment (As on 30 th September 2023)
Central Government SEZs	1,22,236 persons	73,748 persons	1,95,984 persons
State / Pvt. SEZs set up before 2006	12,468 persons	1,06,283 persons	1,18,751 persons
SEZs Notified under the Act	0 person	26,69,942 persons	26,69,942 persons
Total	1,34,704 persons	28,49,973 persons	29,84,677 persons

Exports in 2021-22	Rs. 9,90,747 crores [\$133 billion] (Growth of 30% over FY 2020-21)
<i>DTA sale (Deemed exports)</i>	Rs. 27,401 crores (2% of total production)
<i>DTA sale (Not counted for +ve NFE)</i>	Rs. 3,27,642 crores (24% of total production)
Exports in 2022-23	Rs. 12,63,578 crores [\$157.24 billion] (Growth of 28% over of FY 2021-22)
<i>DTA sale (Deemed exports)</i>	Rs. 28,955 crores (2% of total production)
<i>DTA sale (Not counted for +ve NFE)</i>	Rs. 2,49,761 crores (16% of total production)
Exports in 2023-24 (As on 30 th November 2023)	Rs. 8,75,249 crores [\$105.91 billion] (Growth of 7% over the exports of the corresponding period of FY 2022-23)

Sector-wise Distribution of SEZs in India

(Number and percentage of operational SEZs (276) as on 31.12.2023)



2. EXPORT ORIENTED UNITS (EOUs)

The Export Oriented Units (EOUs) scheme was introduced in early 1981, primarily to boost exports by creating additional production capacity. It was introduced as a complementary scheme to the Free Trade Zones / Export Processing Zone (EPZ) scheme introduced in the sixties. It adopts the same production regime as SEZs (erstwhile EPZs) but offers a wide option in locations.

Units undertaking to export their entire production of goods and services, except permissible sales in the DTA, as per the export-import policy are referred to as EOUs. The EOUs function under the administrative control of the concerned Development Commissioner of SEZ i.e., under the Department of Commerce, Government of India.

The EOUs are governed by the provisions of Chapter 6 of the Foreign Trade Policy (FTP) and its procedures, as contained in the Handbook of Procedures (HBP). As on 30th September 2023, 1,560 units are in operation under the EOU scheme as compared to 1,638 EOUs on 30th September 2022.

Zone	State	No. of functional EOUs
CSEZ	Karnataka	374
	Kerala	90
VSEZ	Andhra Pradesh	59
	Telangana	122
MEPZ	Tamil Nadu	256
	Puducherry	11
NSEZ	Chandigarh	2
	Delhi	4
	Haryana	49
	Himachal Pradesh	3
	UT of Jammu & Kashmir	1
	Punjab	7
	Rajasthan	45
	Uttar Pradesh	46
KASEZ	Uttarakhand	2
	Gujarat	181
SEEPZ	Dadar & Nagar Haveli	16
	Daman & Diu, Goa	35
FSEZ	Maharashtra	219
	West Bengal	28
	Jharkhand	2
	Odisha	1
ISEZ	Meghalaya	1
	Madhya Pradesh	6
Total		1,560

Exports performance by EOUs

(Values in Rs. crores)

Year	EOUs Export
2019-20	1,20,172
2020-21	1,25,640
2021-22	1,35,459
2022-23	1,41,603.22
2023-24 (as on 30.09.2023)	50,531.75*

*Provisional as APRs & QPRs from some of the units are yet to be received.

EOUs are mainly concentrated in textiles and yarn, food processing, gems and jewellery, computer

software, electronics, chemicals, plastics, granites, and minerals / ores.

Chapter 8

SPECIALIZED AGENCIES

1. PLANTATION (TEA, COFFEE, RUBBER AND SPICES)

The plantation sector comprises tea, coffee, rubber, and spices sectors which have importance in India's economy as this sector is related to the livelihood of a large number of people employed directly and indirectly in the plantation industry and its ancillary activities. It is also a large foreign exchange earner. The plantation sector is one of the oldest organized industries in India and the mainstay of the agrarian economy of many states. The uniqueness of plantation crops lie in their massive growth potential and scope to improve lives, without migration, through traditional skill development in a sustainable manner. Historically, plantations in India were promoted as foreign exchange earners to overcome its acute shortage. Given this role, the sector received considerable attention from the State. This is evident as

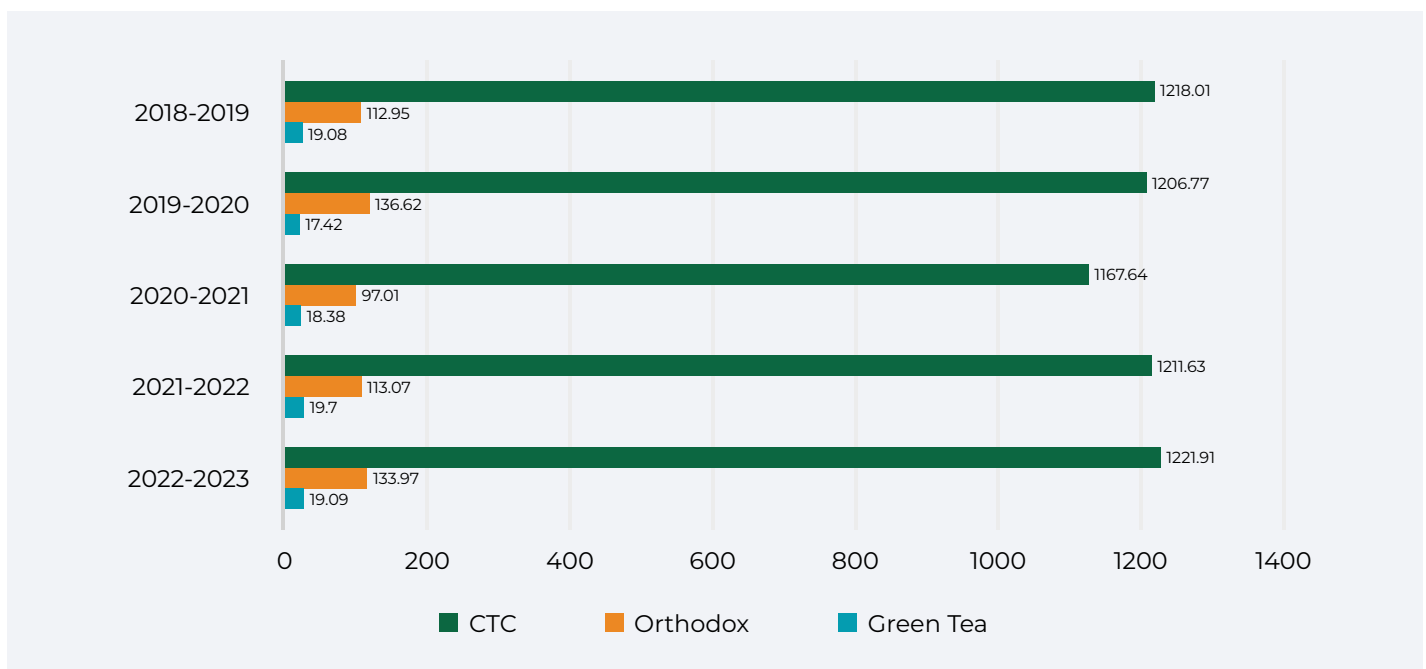
commodity boards were set for each of the crops and with legislation that empowered these boards to undertake various activities needed for plantation development.

The details of each sector are summarized below:

A. Tea Sector

- Tea Production:** The tea production for 2022-23 is at 1374.97 M.Kgs with North Indian tea planting States contributing 1149.50 M.Kgs (83.60 percent) and South Indian States contributing 225.47 M.Kgs (16.40 percent). Out of the total production, the CTC category constitutes 1221.91 M.Kgs (88.87 percent), the Orthodox category constitutes 133.97 M.Kgs (9.74 percent), and the Green Tea category constitutes 19.09 M.Kgs (1.41 percent). The tea production during the last 5 years have been presented below categorically:

Category wise Tea Production (Qty in M.Kgs)



Source: Tea Board of India

- Productivity:** The overall productivity of tea during 2022-23 was 2219 kg / ha. The productivity of North India was 2219 kg / ha and that of South India was 2218 kg / ha.
- Export of Tea:** India is the 4th largest exporter of tea. In view of the varied agro-climatic conditions, India offers the world huge varieties

of tea each with its own unique characteristics e.g., Darjeeling, Assam, Nilgiris, Kangra, etc. During 2022-23, India exported a quantity of 241.05 M.Kgs with a value realization of Rs. 6582.14 crores, equivalent to US\$ 817.57 million. Tea exports during the last 10 years are given below:

Category wise Tea Production (Qty in M.Kgs)



Source: Tea Board of India

- **Export of Value-Added Tea:** The export of value-added tea has been increasing steadily. During 2022-23, the value-added tea has been 13 percent of the total export quantity with 26 percent in value terms.
- Tea Board is hosting the 25th Session of the Food and Agricultural Organization's Inter Governmental Group (FAO-IGG) on Tea at

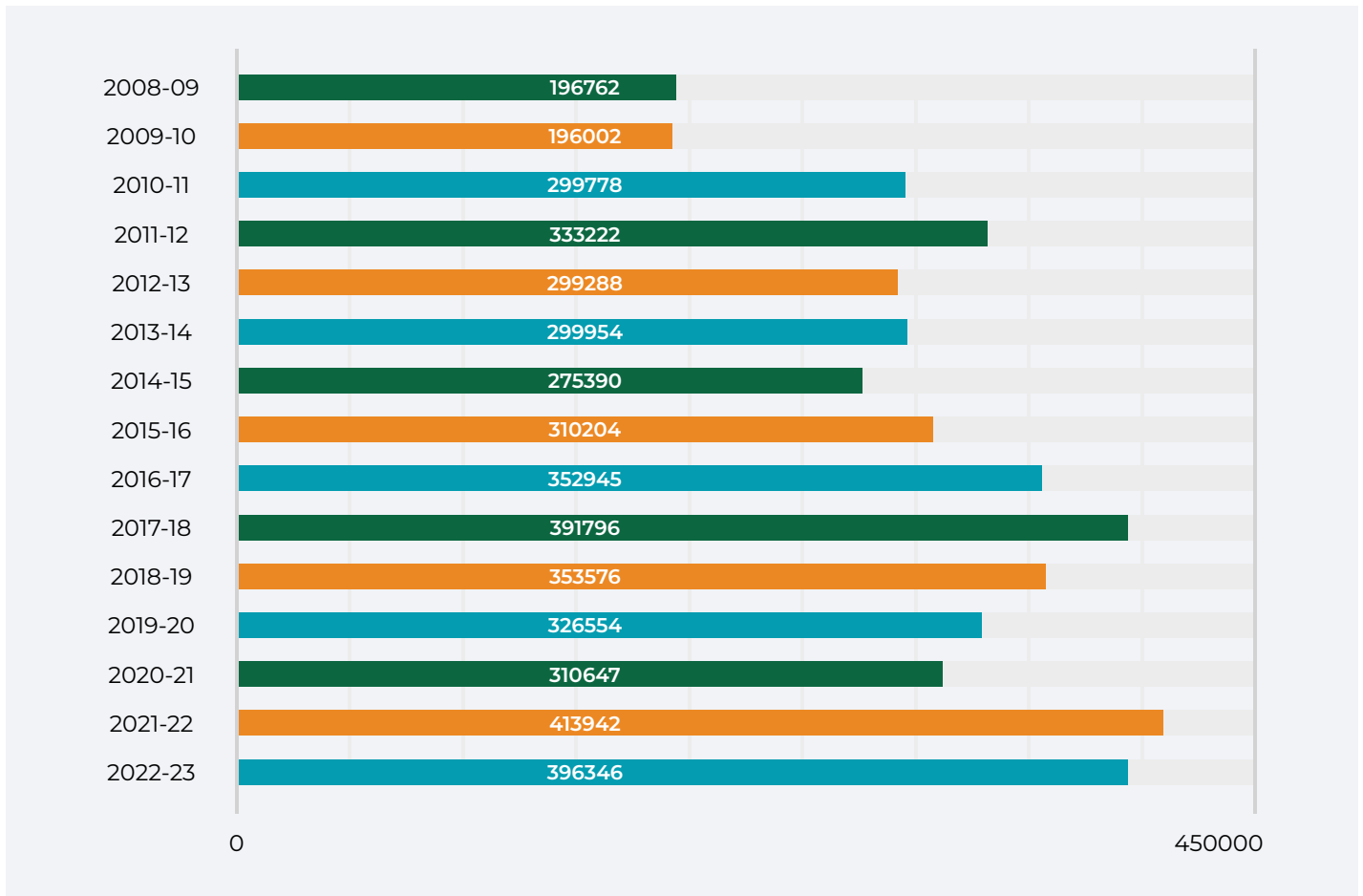
million equivalent to Rs. 7022 crores. Guwahati, Assam from 31st January to 2nd February 2024. The FAO Inter Governmental group on Tea under the Food & Agriculture Organization of the United Nations is the only international body on tea where all tea producing and consuming countries participate once in two years, and impactful discussions / deliberation on production, consumption, trade, and prices of tea take place.

B. Coffee Sector

- **Export of Coffee:** During the year 2022-23, India exported 3,96,346 tonnes of coffee (including re-exports) valued at US\$ 1.15 billion equivalent to Rs. 8,984 crores as against the export of 4,13,942 tonnes of coffee valued at US\$ 1.02 billion equivalent to Rs. 7,656 crores during the previous year. Coffee exports in terms of value realization achieved a record level of US\$ 1.15 billion in 2022-23. During 2023-24 (April to December), India exported 2,68,160 tonnes of coffee valued at US\$ 850

- **Performance of Value-Added Coffee Exports:** The export of value-added coffee has recorded significant growth from a level of 85,642 tonne during the period 2013-14 with a share of about 28 percent in the total coffee exports to 1,40,468 tonne in 2022-23 with the share of about 35 percent in the total coffee exports. The export of value-added coffee during the period 2023-24 (April to December 2024) were 1,07,191 tonnes with a share of about 40 percent in the total coffee exports during the same period.

India's Coffee Exports during the last 15 years (Tonne)



Source: Coffee Board of India

Research Achievements

- Leaf samples of three promising Arabica F1 hybrids viz., S.5059, S.5085, S.5086, and S.4202 were supplied for large-scale multiplication.
- Twenty-five Robusta clonal gardens were established at the planter's field for the supply of elite Robusta clonal plants.
- New fungicides were found effective for the management of coffee leaf rust disease (Cuprofix, Luna Experience, Galileo Way, Glo-It, Bordo Top, Nano Copper + Lime & Nano Copper + Calcicare) and black rot and stalk rot diseases [Galileo Way, Galileo Sensa and Luna Experience, Bounos, and Priaxor).
- An MoU was signed between the Coffee Board and the National Remote Sensing Center (NRSC), Hyderabad on 21st July 2023 for the collaborative program "Estimation of CO₂ fluxes from the Shade Grown Coffee Ecosystem".

- **India Coffee App- One-Stop Solution to all the Products, Services, and Information provided by the Coffee Board:** The Coffee Board has launched the 'India Coffee App' to extend research and development services viz., seed coffee supply, traps, lures, and bio-control agents to combat the coffee pests, customized

advisories, soil sample analysis, and distribution of soil health cards, digital agricultural extension services, export facilitation, quality analysis etc., to all the stakeholders in the coffee sector. The 'India Coffee App' is the one-stop solution to avail all the products, information, and services of the Coffee Board by the Stakeholders on a real-time basis.

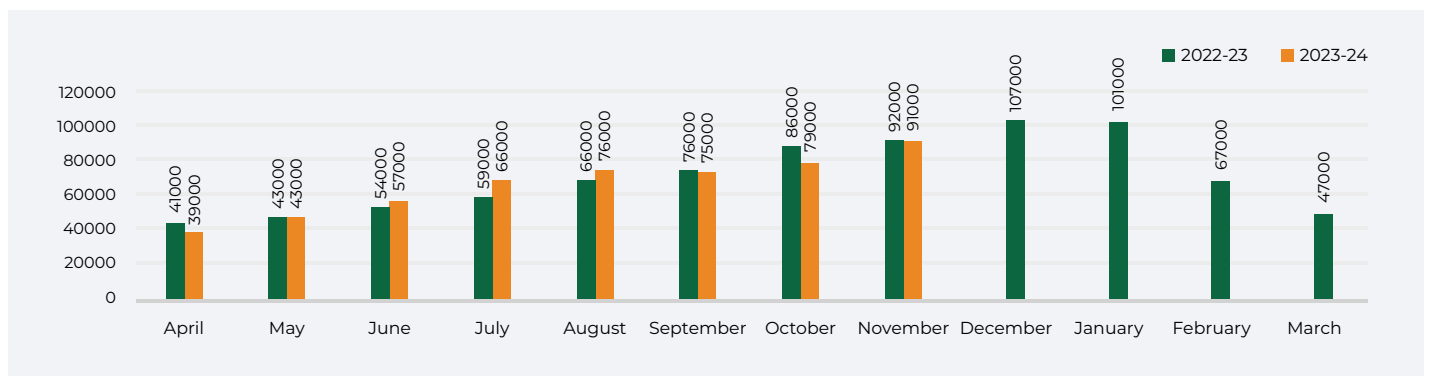
- **Export Promotion:** The Coffee Board is organizing the 'VIKRAYAM' incubation Program to create a platform for Coffee growers and budding entrepreneurs for direct exports without many intermediaries.
- **5th World Coffee Conference:** The Coffee Board organized the 5th World Coffee Conference and Expo-2023 with the theme "Sustainability through circular economy and regenerative agriculture" in September 2023 in Bengaluru. The Conference was attended by 2609 delegates including 323 international delegates. There were 253 exhibitors. More than 18000 business visitors participated in the event. 347 B2B meetings were organized during the event. National Barista Championship, Women Stars Brewer Skills Championship, 1st National Latte Art Championship, and 1st National Filter Coffee Championship were also organized during the 5th World Coffee Conference and Expo 2023.

C. Natural Rubber (NR) Sector

- The country's total area under rubber cultivation expanded to 8,50,000 ha during 2022-23 from 8,26,660 ha a year ago. The extent of the tapped area increased to 5,66,300 ha in 2022-23 from 5,26,500 ha in 2021-22, and the share of the tapped area in the total tappable area had increased to 76.2 percent in 2022-23 from 73.3 percent in 2021-22. The average yield, measured in terms of production per hectare of tapped area increased to 1,482 kg / ha in 2022-23 from 1,472 kg / ha in the previous year.

- The country produced 839,000 tonnes of NR during 2022-23 compared to 7,75,000 tonnes during 2021-22, recording a growth of 8.3 percent compared to a significant growth of 8.4 percent registered a year ago,
- NR production from April to November 2023 is provisionally estimated at 526,000 tonnes, recording a growth of 1.7 percent compared to 517,000 tonnes produced during the same period in the previous year.

Monthly Production of NR (Tonne)



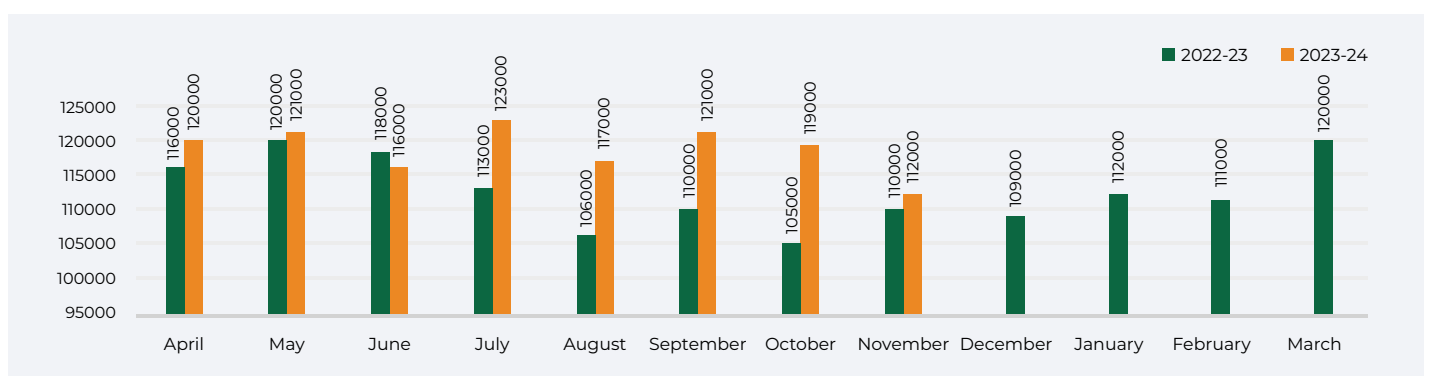
Source: Rubber Board of India

- The domestic NR consumption during 2022-23 increased by 9.0 percent to 13,50,000 tonnes from the 12,38,000 tonnes of NR consumed during 2021-22. The auto tyre sector registered 4.8 percent growth during 2022-23 as against 15.9 percent recorded during 2021-22. At the same time, the general rubber goods sector registered 20.4 percent growth during 2022-23

- compared to growth of 5.6 percent recorded during 2021-22.

- NR consumption from April to November 2023 is provisionally estimated at 9,49,000 tonnes, recording a growth of 5.7 percent compared to 8,98,000 tonnes consumed during the corresponding period in the previous year.

Monthly Consumption of NR (Tonne)



Source: Rubber Board of India

- As per data available from the Directorate General of Commercial Intelligence & Statistics (DGCI&S), the import of NR during 2022-23 decreased by 3.2 percent to 5,28,677 tonnes from 5,46,369 tonnes imported during 2021-22.

- As per preliminary statistics, India imported 3,30,203 tonnes of NR from April to November 2023 registering a negative growth of 12.8 percent compared to 3,78,541 tonnes of NR imported during the same period in the previous year.

- The volume of NR export from the country increased to 3,700 tonnes in 2022-23 from 3,560 tonnes in 2021-22. The country exported 15.3 percent Ribbed Smoked Sheet (RSS), 30.7 percent latex concentrates, and 52.4 percent Technically Specified Rubber (TSR) in 2022-23, and the main destination country was Sri Lanka. Export of NR during the year 2022-23 is valued at Rs 51.6 crores.
- India exported 2,277 tonnes of NR recording a growth of 34.7 percent from April to November 2023 compared to 1,690 tonnes exported during the corresponding period in the previous year.
- Rubber Board celebrated the Platinum Jubilee of the Rubber Act on 18th April 2023 in a public function at Kottayam. As Chief Guest, Shri Piyush Goyal, Hon'ble CIM delivered a video-recorded speech. The Chief Ministers of Kerala and Tripura spoke through video messages. The message from the Chief Minister of Assam was read out during the function. As part of this event, a three-day Exhibition was arranged for the public focusing on major features / achievements in the NR sector. A monument depicting 75 years of the Rubber Act was also unveiled during the event.
- Rubber Board achieved rubber planting in 43,478.82 hectares during 2023 benefitting over 50,000 small and marginal growers mostly belonging to the North-Eastern region. It is the largest area brought under rubber cultivation in one year, mainly on account of planting done under the collaborative project for developing 200,000 ha in the North East in five years with financial support extended by major tyre companies under the aegis of Automotive Tyre Manufacturers Association (ATMA) and technical support from the Rubber Board. On attaining maturity, the rubber plantation will bring economic prosperity to the beneficiaries as it is a long-duration crop of over 30 years, and increased rubber production will reduce the country's dependence on the import of this vital industrial raw material.
- Rubber Board Signed MOU and initiated activities as per its terms with Indian Institute of Plantation Management, Bangalore: To study the impact of EU-USA regulations on deforestation-free commodities on the international trade of rubber and dominant rubber products.
 - Indira Gandhi Krishi Viswavidyalaya (IGKV), Raipur, Chhattisgarh: To initiate a feasibility study of cultivating rubber in the Bastar region. Rubber Board is in a concerted effort to increase the area under natural rubber in the country to increase the production of natural rubber with a focus on non-traditional regions.
- Indian Council of Forestry Research and Education (ICFRE) Dehradun: To collaborate in applied research programs, capacity building, and knowledge sharing.
- The ICAR-Central Tuber Crops Research Institute (CTCRI), Thiruvananthapuram: To establish a framework for the cooperation of the parties in research and developmental activities like yield forecasting, crop modelling, developing environmentally safe biopesticides, and other research areas of mutual interest.
- CSIR - National Institute for Interdisciplinary Science and Technology (NIIST), Thiruvananthapuram: To establish a framework for the cooperation of the parties in research and developmental activities such as functional rubber fillers, substitute for ZnO, using biobased carbon nano materials, graphene oxide, etc, ammonia-free preservation systems for NR latex and de-ammonization of latex, substitute for the petrochemical-based antioxidants, used in rubber products, coir-based root trainer for rubber plantations.
- Central Institute of Petro Chemical Engineering and Technology (CIPET): To collaborate for long-term and short-term courses in polymer technology, including skill development through the National Institute for Rubber Training (NIRT) under the Rubber Board. Both organizations can effectively utilize the expertise and infrastructure to advance in plastic and rubber technologies to benefit the students and the respective sectors.
- **Collaborative INROAD Project:** Under the INROAD Project, which envisages to bring 200,000 ha under rubber cultivation in the North-East region in a span of five years from 2021-22 to 2025-26 with a contribution of Rs.1000 crores from major tyre companies, represented by Automotive Tyre Manufacturers Association (ATMA), planting has been completed in an area of 68131.49 ha.

- **Collaborative NEC project:** The financial approval of Rs. 6.54 crores from the North Eastern Council for the convergence of INROAD planting is a significant milestone in the initiative to promote the convergence with rubber plantation development activities in the North Eastern states. Once the fund allocation is completed, planned activities can be undertaken which will further support the development of rubber plantations in the region.
- **RUBEXT App:** The Rubber Board has developed an app 'RUBEXT' for geo-spatial mapping of rubber-producing nurseries and planting sites.
- Rubber Research Institute of India in collaboration with the Digital University of Kerala has developed a mobile app (CRISP-Comprehensive Rubber Information System Platform) comprising the entire aspects of rubber cultivation for the traditional area which was launched by Dr. Z.P. Patel, Hon'ble Vice Chancellor, Navsari Agricultural University, Gujarat on 23rd March 2023.
- The Rubber Research Institute of India (RRII) developed the Butt plate for the Trichy Assault Rifle, for the ordnance factory of Tiruchirappalli, and the know-how transfer of the same was carried out.
- A research project for Rs. 1.62 crores was approved for funding from the Indo-French Centre for the Promotion of Advanced Research (CEFIPRA) for a period of three years (2023-2026). The Project was titled "Dissecting the complex plant-pathogen interaction network through a multi-omics integrative approach to understand the Corynespora Leaf Fall disease development in rubber and identify candidate genes for molecular breeding".
- **E-Trade Platform for rubber 'mRube':** The Rubber Board launched 'mRube', an electronic market platform for Natural Rubber in July 2022. The electronic trading platform complements the existing trade system of NR with more market visibility and strengthens the efficacy of the domestic supply chain of NR. There were 1,775 registrations, and 19,114 tonnes of NR worth Rs.253 crores were traded through the platform till December 2023.
- India hosted the annual meetings of the Association of Natural Rubber Producing

Countries (ANRPC) 2023 as a side event during the G20 presidency from 9th to 13th October 2023 at Guwahati, Assam. The 13th Annual Rubber Conference held on 9th October 2023 under the theme "Natural Rubber Industry. Challenges and Policy Options in the 21st Century" was attended by 222 delegates including 29 international delegates from 8 countries. The Open session of the 45th ANRPC Assembly and 6th ANRPC Public-Private Meet held on 10th October was attended by around 100 delegates. India has been elected as the new Chairman of the ANRPC and Shri. M. Vasanthagesan, Executive Director, Rubber Board took over the charge from Malaysia.

D. Spices Sector

- India is a leading producer, exporter, and consumer of spices in the world and exports spices and spice products to more than 180 countries.
- During 2022-23, India exported 14,04,356.95 MT of spices and spice products valued at Rs. 31,761.38 crores (US\$ 3,952.60 million).
- As per Directorate General of Commercial Intelligence and Statistics (DGCI&S) / MoC, the Quick estimate for the export of spices and spice products during April-November 2023 is Rs. 21029.99 crores (US\$ 2545.98 million) as against Rs. 19,537.85 crores (US\$ 2463.80 million) during April-November 2022 registering an increase of 7.64 percent in rupee terms and 3.34 percent in dollar terms of value.
- During 2022-23, the major export destinations for Indian spices were China (20 percent), U.S.A. (14 percent), Bangladesh (7 percent), U.A.E. (6 percent), Thailand (5 percent), Indonesia (4 percent), Malaysia (4 percent), U.K. (3 percent), Sri Lanka (3 percent), Germany (2 percent), Netherlands (2 percent), Nepal (2 percent), and Saudi Arabia (2 percent) contributing more than 70 percent to the total export earnings of spices.
- The final estimate to produce Cardamom (Small) in India during FY 2022-23 is 24463 MT with an average productivity of 513.68 kgs / ha registering an increase of 4.81 percent in production over the previous year. The final estimate for production of Cardamom (Large) during FY 2022-23 is 9074 MT with an average productivity of 285.76 kgs / ha and an increase of 2.97 percent in production over the previous year.

Production of Small & Large Cardamom (MT)

Item	2021-22	2022-23	Percentage (%) change
Small Cardamom	23340	24463	(+) 4.81
Large Cardamom	8812	9074	(+) 2.97

Source: Estimate by Spices Board

- The 14th World Spice Congress (WSC) was organized at CIDCO Exhibition and Convention Centre, Navi Mumbai, Maharashtra, India from 15th-17th September 2023 under the leadership of the Spices Board, Ministry of Commerce and Industry, Government of India with support from various trade and export forums. The theme of the 14th Edition of WSC was - Vision 2030: SPICES- Sustainability, Productivity, Innovation, Collaboration, Excellence, & Safety. The WSC showcased the strength of the Indian spices sector, in addition to providing an exclusive B2B platform for around 750 domestic and 81 international delegates and 136 exhibitors, for building and strengthening market linkages. During the event, Shri Piyush Goyal, Hon'ble Minister of Commerce and Industry, Government of India conferred the awards for Excellence in Exports of Spices for the years 2019-20 and 2020-21. Further, the Awards for the years 2017-18 and 2018-19 were presented by Smt. Anupriya Patel, Hon'ble Minister of State for Commerce and Industry, Government of India.
- A superior quality cardamom clone (MCC 594) developed by the Indian Cardamom Research Institute (ICRI), through natural selection, genetic upgradation, and evaluation has been registered with ICAR- NBPGR, New Delhi.

2. TOBACCO BOARD

Tobacco is an important commercial crop grown in India. To regulate production, promote overseas marketing, and control recurring instances of imbalances in supply and demand, the Tobacco Board was established on 1st January 1976 by the Government of India under the Tobacco Board Act of 1975.

The headquarters of the Tobacco Board is at Guntur in Andhra Pradesh and is headed by a non-executive Chairman appointed by the Central Government. The Tobacco Board Act of 1975 aims at the planned development of the tobacco industry in the country. The various activities of the Board outlined in the Act for the promotion of the industry are:

- Regulating the production and curing of

Virginia Tobacco with regard to the demand in India and abroad.

- Propagating information useful to the growers, dealers, and exporters (including packers) of Virginia tobacco and manufacturers of tobacco products and others concerned.
- Promoting tobacco grading at the level of growers.
- Establishing auction platforms for the sale of Virginia tobacco by registered growers and functioning as an auctioneer at auction platforms.
- Maintaining and improving existing markets and developing new markets outside India.
- Keeping constant watch / monitoring of the Virginia tobacco market, both in India and abroad, and ensuring fair and remunerative prices to the growers.
- Purchasing Virginia tobacco from the growers when the same is considered necessary or expedient for protecting the interest of growers with the prior approval of the Government of India.

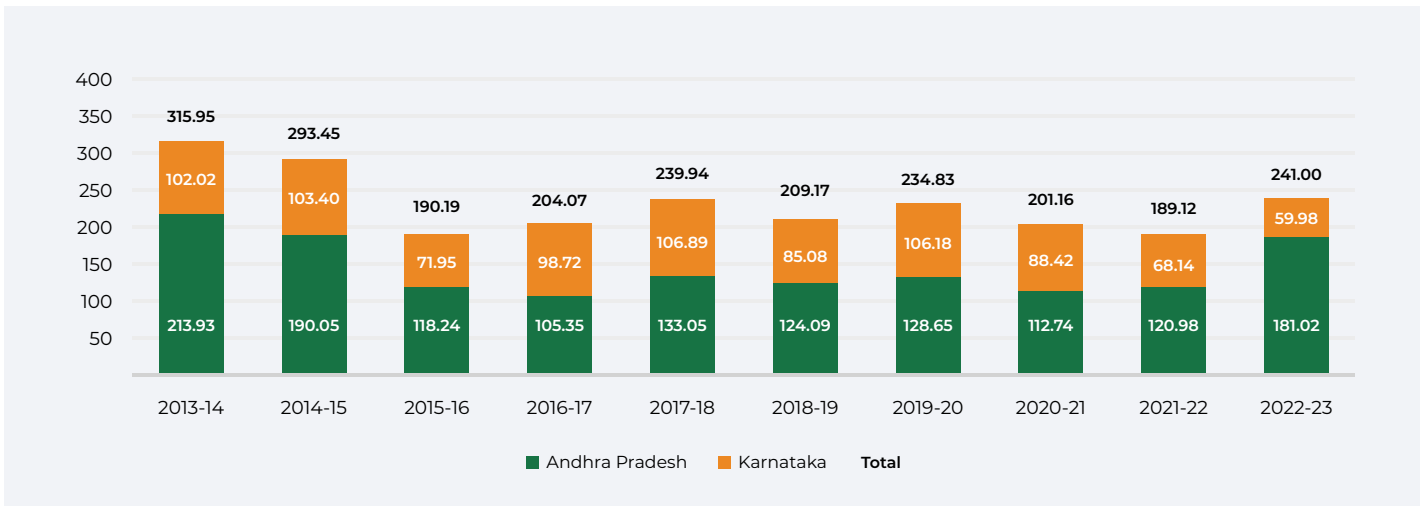
i. Regulating the production of FCV Tobacco

According to Section 8(2) (a) of the Tobacco Board Act, one of the important functions of the Tobacco Board is the regulation of production and curing of FCV tobacco as per the demand for tobacco in India and abroad. This objective is being achieved through crop planning and fixing the crop size of FCV tobacco for Andhra Pradesh and Karnataka separately every year and by registering commercial nurserymen, tobacco growers, and barn operators.

ii. FCV tobacco production in India

FCV tobacco production has registered a Compound Annual Growth Rate (CAGR) of (-)2.67 percent during the period of 2013-14 to 2022-23.

The production of FCV tobacco in 2022-23 was 241.00 mkg, against 242.00 million kg produced during the previous year. The production of FCV tobacco in Andhra Pradesh was 181.02 mkg. and 59.98 mkg in Karnataka. FCV tobacco was cultivated in about 1,46,538 hectares during 2022-23 crop season.



iii. FCV Crop Production Policy for 2023-24 Crop Season

The state-wise crop size fixed during the 2023-24

crop season in comparison with 2022-23 crop season is as follows:

(Crop size in mkg)

Crop season	Andhra Pradesh	Karnataka	Total
2023-24	142.00	100.00	242.00
2022-23	142.00	100.00	242.00

iv. Extension & Development Activities

The Tobacco Board implements various extension and developmental schemes for improving the productivity and quality of Indian FCV tobacco, and to make it competitive in the international market. The Tobacco Board extends subsidies to the registered FCV tobacco growers under its various schemes to encourage the growers to adopt new and improved practices. The Tobacco Board provides a comprehensive package of support and extension services to growers using a wide network of qualified and trained field staff, in collaboration with the ICAR-Central Tobacco Research Institute (CTRI), the National Institute of Plant Health Management (NIPHM), and the Research and Development wings of tobacco companies.

- A total of 14,134.50 Kgs of approved varieties of seed supply was arranged by the Board through ICAR-CTRI, Rajahmundry, and ITC Research Division, to FCV tobacco growers in Andhra Pradesh and Karnataka during the 2023-24 crop season.
- An alternative procedure for procurement and distribution of fertilizers through the Committee

of Farmers was implemented during the 2023-24 crop season in Karnataka successfully as was done last year. A quantity of 21,335.325 MT of fertilizer was distributed to growers.

- In Karnataka and Andhra Pradesh 62,735 kgs of green manure were supplied to growers for the enrichment of soil health which would facilitate the growers in reducing the chemical fertilizers usage and quality improvement of the crop. The Tobacco Board is extending a subsidy of Rs. 200/- per barn to growers in the states of Andhra Pradesh and Karnataka who were supplied with green manure seed through the Board for the promotion of this soil fertility initiative.
- During the celebration of Yeruvaka Pournami, 88 growers were supplied with Navadhanyalu (mixed pulses, oils seeds, vegetable seeds, and grains), and an amount of Rs. 0.88 lakh was incurred.
- The Tobacco Board has organized the supply of 11.43 lakh of nursery trays to the registered FCV tobacco growers in Karnataka at a subsidized cost by extending an amount of Rs. 47.94 lakhs towards subsidy covering 5,516 registered growers.

- The Board has Supplied 810 No. of Pheromone traps to 102 registered FCV tobacco growers by extending an amount of Rs. 0.15 lakh towards subsidy and 802 No. of yellow sticky traps to 113 registered FCV tobacco growers, by extending an amount of Rs. 0.06 lakh towards subsidy to monitor the pest population, thereby reducing the application of Crop Protection Agents.
- The Board has supplied 120 litres of KRB Bio-Fertilizer (Potassium Releasing Bacteria) to the growers of Karnataka region, and an amount of Rs. 0.24 Lakh was incurred. This initiative was taken to reduce the usage of SOP fertilizers which is a key leaf quality promoting measure in FCV tobacco.
- The Board has procured 500 kgs of Bajra (@ Rs. 48/- per kg) and 564 kgs of Jowar (@ Rs. 53/- per kg) seeds from Karnataka State Seed Corporation Limited (KSSC Ltd), Bengaluru. The seeds were supplied to FCV tobacco growers in Karnataka by extending a subsidy amount of Rs. 0.53 lakh for planting as border crop on the field bunds of FCV tobacco fields, which could serve as a preventive measure for sucking pests attack under IPM measures.
- To reduce the incidence of soil-borne diseases in FCV tobacco as a biological control measure, the Tobacco Board has supplied 372 liters of Bio Pesticides (Trichoderma Harzianum and Pseudomonas Fluorescens) to registered growers in Karnataka by procuring from NIPHM, Hyderabad, and an amount of Rs. 0.84 lakh was incurred.
- The Board has procured 2,32,500 Marigold seedlings @ Rs. 0.75/- per seedling amounting to Rs. 1.74 lakh from CTRI Research Station, Hunsur, and supplied to the growers of Karnataka to raise as a trap crop in FCV tobacco crop as a measure of IPM practices.
- As a part of monitoring of quality of FCV tobacco produced by growers, a total of 387 leaf samples were tested for chemical and pesticide residues at CTRI, Rajahmundry, NIPHM, Hyderabad, and Eruofins Laboratory, Bengaluru, and an expenditure of Rs. 19.77 lakh was incurred.
- Under transfer of information 17,000 pamphlets have been printed and distributed to FCV tobacco growers containing advantages of green manure crop, management of Orobanche parasite, and production of clean tobacco free from Non-Tobacco Related Material (NTRM), and an amount of Rs. 0.87 lakh was incurred for printing this IEC material.
- Cash incentives have been awarded to 16 growers for an amount of Rs. 0.80 lakhs who cultivated their tobacco under on-farm trials scheme by adopting Natural Farming methods, Varietal trials, and using Bio fertilizers (KRB).
- An amount of Rs. 4.56 lakh (80 percent) was released to ICAR-CTRI as financial support for the project titled "Evaluation of Bio-consortia for Nutrient Supplementation, Nematode / Disease Control for enhancing Productivity and Quality of FCV Tobacco in Karnataka Region".
- An amount of Rs. 1.80 lakhs was spent on the fabrication of leaf holding clipped spike rod which was developed by the Tobacco Board for tobacco curing to reduce manual labour and the project was awarded to CTRI for further evaluation to test the efficacy of the spike rod, leaf quality and reduction of labour component in tobacco curing process.
- Two workshops on Good Agricultural Practices have been conducted for the FCV tobacco growers in Karnataka by spending Rs. 0.99 lakh.
- 40 training programs related to nursery management and Integrated Pest Management practices were conducted with the help of CTRI Scientists and trade research personnel in all Auction platforms of Karnataka by spending Rs. 1.37 lakh.
- The Tobacco Board has organized training programs for growers and field staff by Scientists from NIPHM and Research personnel from traders and an amount of Rs. 2.32 lakh was incurred.
- An amount of Rs. 0.21 lakh was incurred by organizing one interactive session by the Tobacco Board at ICAR-CTRI, Rajahmundry on "Soil Fertility and Health, Fertilizer recommendation in relation to the Soil Fertility status" where growers from all soil regions of Andhra Pradesh and CTRI Scientists participated in deliberations.

V. Tobacco Auctions

The Auction system for the sale of FCV tobacco was introduced first in Karnataka in 1984 followed by Andhra Pradesh in 1985.

vi. Progress made during 2023-24

- In Andhra Pradesh, during 2023-24, a total quantity of 160.73 mkg (million kg) of 2022-23 Andhra Pradesh FCV tobacco crop was marketed at an average price of Rs. 229.40 per kg from 1st April 2022 to 30th August 2023 (the auction sales were commenced on 24th February 2023 and concluded on 30th August 2023).
- In Karnataka, during 2023-24, a total quantity of 10.67 mkg of tobacco of 2023-24 Karnataka FCV tobacco crop was marketed at an average price of Rs. 236.69 per kg from 25th September 2023 to 28th October 2023 (the auction sales commenced on 25th September 2023 and are in progress).

vii. Growers Welfare Fund Initiatives

Tobacco Board is undertaking various welfare measures, to ensure the overall welfare of around 78,000 Tobacco Growers and their families in the states of Andhra Pradesh, Karnataka, Telangana, and Odisha by establishing "Tobacco Board's Growers' Welfare Schemes" in 2009-10 with the approval of Department of Commerce and Ministry of Commerce and Industry, Government of India.

The Welfare Scheme provides financial assistance in the form of Grants to deceased growers for natural and Accidental death, and Interest Free loans for Daughter's Marriage, Children's Education, Treatment of Major illnesses that require surgery, and repairs to barns damaged due to natural calamities / fire accidents. Since the inception of the scheme to 31st March 2023, the Tobacco Board has provided financial relief of Rs. 76.42 crores to 20,474 members in terms of Grants and Loans so far (Grants of Rs. 63.02 crores to 15,608 members and Interest-free loans of Rs. 13.39 crores to 4,866 growers).

During the year 2023-24 (up to 27th October 2023), an amount of Rs. 3.80 crores was released to 744 grower members (Grants of Rs. 3.33 crores and Loans of Rs. 0.47 crores).

viii. Registration of Traders

Tobacco Board grants registration to various categories of traders on a calendar year basis as per Sections 11-A, 11-B (i), and 12 of the Tobacco Board Act, 1975. Tobacco Board grants registration / renewal of registration under different categories viz., Processor of Virginia Tobacco, Manufacturer of Virginia Tobacco, Exporter of Tobacco, Exporter of Tobacco Products, Dealer in Tobacco, Packer of Tobacco, and Commercial Grader of Virginia Tobacco.

In line with the Government of India's initiative on "Digital India", Tobacco Board introduced an online system for e-filing of applications for grant of registration / renewal of registration under various categories of traders to provide a transparent and integrated electronic service to the tobacco trade. E-filing of applications has been made mandatory for obtaining registration / renewal of registration by all categories of traders through the portal www.tobaccoboard.in. As of 30th October 2023, a total of 1,202 traders were granted / renewed registration under various categories for the Registration Year 2023.

ix. Export Performance during 2022-23

Indian exports of unmanufactured tobacco and tobacco products have registered the highest ever exports of Rs. 9,739.75 crores and US\$ 1,213.37 million during 2022-23.

The exports of tobacco and tobacco products during 2022-23 were 2,91,181.74 MT (Million Tonnes) valued at Rs. 9,739.75 crores (US\$ 1,213.37 million) as against the exports of 2,24,955.06 MT valued at Rs. 6,880.21 crores (US\$ 923.40 million) exported during 2021-22. During 2022-23, the exports of tobacco and tobacco products have registered a growth of 29 percent, 42 percent, and 31 percent respectively in terms of quantity, value in rupees, and value in US dollars as compared to the exports made during 2021-22.

x. Progress of Exports in 2023-24

During the period April - July 2023, the exports of tobacco and tobacco products stood at 95,585.17 MT valued at Rs. 3,448.54 crores (US\$ 419.61 million) as against 99,110.67 MT valued at Rs. 3,165.68 crores (US\$ 406.56 million) during the corresponding period of last year reflecting a decrease of (-)4 percent in terms of quantity. However, the same have registered an increase of 9 percent and 3 percent respectively in terms of value in rupees and value in US dollars.

xi. Export Promotion

The Tobacco Board is participating in International tobacco exclusive trade fairs and exhibitions to showcase Indian tobacco to create a brand image for Indian tobacco and promote exports. During the year 2023-24, the Tobacco Board is participating in the following international fairs and exhibitions exclusive to tobacco:

- Intertabac / Intersupply 2023, Dortmund, Germany – 14th-16th September 2023
- World Tobacco Middle East 2023, Dubai, UAE – 27th-28th November 2023

xii. Export Facilitation

- The Tobacco Board is issuing e-RCMC in digital mode to the eligible exporters on the e-RCMC platform of DGFT. During 2023-24, as of 31st October 2023, a total of 30 RCMC's were issued to the exporters.
- The Tobacco Board is issuing all Preferential Certificates of Origin in digital mode to the registered exporters on the e-CoO platform of DGFT.
- The Tobacco Board is also issuing Certificate of Authenticity for the export of specified lines of unmanufactured tobacco to European Union member countries. During 2023-24, as of 31st October 2023, a total of 462 numbers of Certificates were issued to the eligible exporters.

- The Tobacco Board is also one of the Local Authorities authorized for the registration of exporters under the EU REX system for self-certification of the origin of goods being exported to the EU under the GSP scheme. As of 31st October 2023, 48 exporters have been registered under the EU REX system through the Tobacco Board.

xiii. Finance & Accounts

a. Tobacco Fund Account

As per section 17(1) of the Act 1975 - There shall be formed a Fund to be called the Tobacco Fund and there shall be credited:

- The fees levied and collected under this Act or the rules made there under
- Any sums of money paid or any loans granted by the Central Government for this Act
- Any grant or loans that may be made by any person for this Act
- The sums, if any, realized by the Board in carrying out the measures referred to in Section-8

As per Section 17(2) of the Act 1975 - The fund shall be applied for meeting the cost of the measures referred to in Section 8, salaries, allowances, and other administrative expenses of the Board.

In view of the above, the amounts realized by the Board are credited to the Tobacco Fund account and the expenditure is met from this fund account.

b. Internal Resources

- **Grant-In-Aid:** As per section 16 of the Tobacco Board Act 1975, the Central Government may,

after due appropriation made by Parliament by law in this behalf, pay to the Board by way of grants or loans such sums of money as the Central Government may think fit for being utilized for the purposes of this Act

- **Other Receipts:** As per the provisions of the Tobacco Board Act 1975, the major internal resources of the Board are service charges collected from buyers and growers for the services rendered @ 2 percent on the value of tobacco marketed on the auction platforms, registration fees from the growers, dealers, exporters, packers, processors, and manufacturers. In addition to the above, the Board realizes the contributions of the sale proceeds on the excess tobacco produced by the registered growers and unauthorized tobacco produced by the unregistered growers as per gazette notification issued by the Central Government from time to time

The Tobacco Board did not draw any grant from the Central Government since 1991-92 due to the sufficient realization of internal resources by the Board to meet its budgeted expenditure every year.

c. Budget Estimates

As per the provision of rule 21 (1) of the Tobacco Board Rules 1976, the Board shall in each year, prepare Budget Estimates for the ensuing year and Revised Estimates for the current year and shall submit them for the sanction of Central Government on or before such dates as may be fixed by the Government.

The Internal Resources and Expenditure for the years 2022-23 (R.E. & Actual) and 2023-24 (B.E. & Actual up to 09/2023) of the Tobacco Board are as under:

(Values in Rs. crores)

S. No.	Particulars	2022-23		2023-24 (up to September 2023)	
		Revised Estimates	Actual	Budget Estimates	Actual (October 2022)
1	Internal Resources (Receipts)	110.53	124.90	81.30	92.51
2	Expenditure	156.24	104.68	171.06	57.02

Accounts and Audit

As per Section 19 of Tobacco Board Act 1975, the Board shall maintain proper accounts and other relevant records and prepare an annual statement of accounts, including the income and expenditure account and the balance sheet in such form as may be prescribed by the Central Government in

consultation with the Comptroller and Auditor General of India.

The Tobacco Board has incorporated the audit report and certified accounts of the Board for the year 2022-23 in the Annual Report of the Tobacco Board and submitted the same to the Ministry for placing before the Parliament.

3. AGRICULTURAL AND PROCESSED FOOD PRODUCTS EXPORT DEVELOPMENT AUTHORITY (APEDA)

The Agricultural and Processed Food Products Export Development Authority (APEDA) was established by the Government of India under the Agricultural and Processed Food Products Export Development Authority Act passed by the Parliament.

APEDA is mandated with the responsibility of export promotion and development of the following scheduled products as provided in First Schedule of APEDA Act:

- Fruits, Vegetables, and their Products
- Meat and Meat Products
- Poultry and Poultry Products
- Dairy Products
- Confectionary, Biscuits, and Bakery Products
- Honey, Jaggery, and Sugar Products
- Cocoa and its Products, Chocolates of all kinds
- Alcoholic and Non-alcoholic Beverages
- Cereals and Cereal Products
- Groundnuts, Peanuts, and Walnuts
- Pickles, Chutneys, and Papads
- Guar Gum
- Floriculture and Floriculture Products
- Herbal and Medicinal Plants
- De-oiled rice bran
- Green Pepper in Brine
- Cashew Nuts and its Products.

Basmati Rice has been included in the Second Schedule of APEDA Act.

In addition to this, APEDA has been entrusted with the responsibility of monitoring the import of sugar as well.

APEDA also functions as the Secretariat to the National Accreditation Board (NAB) for implementation of accreditation of the Certification Bodies under the National Program for Organic Production (NPOP) for organic exports. "Organic Products" for export are to be certified only if Produced, Processed, and Packed as per the standards laid down in the document - "National Programme for Organic Production (NPOP)."

i. Agriculture and Processed Foods Export Promotion Scheme of APEDA for 2021-26

Agriculture and Processed Foods Export Promotion Scheme of APEDA is an export promotion initiative administered by APEDA. The scheme aims to facilitate the export of agri-products by providing assistance to exporters. It achieves its objective through the following:

- Understanding the challenges faced by agri-exporters.
- Acknowledging the need for assistance to successfully navigate through these challenges and achieve objectives of APEDA.
- Financial assistance is provided in three broad areas, namely: Market Development, Development of Export Infrastructure, and Quality Development

ii. Market Development

This component helps exporters to achieve market access in new markets and help sustain their presence in the existing markets. It covers structured marketing strategies for export of food products; market intelligence for taking informed decisions, international exposure, skill development, capacity building, and high-quality packaging. The assistance under this component covers the following:

- Participation in International trade fairs
- Exchange of trade delegations
- Organizing buyer seller meets
- Developing packaging standards for new products and upgrading the existing standards

iii. Infrastructure Development

APEDA recognizes the importance of infrastructure for growth of agro-industries and export of agricultural products in the value chain. The scheme component covers both fresh produce and processed food products. The objective of the scheme is to reduce losses caused due to spoilage and to ensure quality production of agro products. To achieve this, it seeks to set up post-harvest handling facilities. Under this component, assistance is provided for the following:

- Infrastructure such as pack house facilities with packing / grading lines
- Pre-cooling units with cold storages and refrigerated transportation etc.
- Cable system for handling of crops like banana
- Common infrastructure facilities

- Pre-shipment treatment facilities such as irradiation, Vapour Heat Treatment (VHT), and Hot Water Dip Treatment (HWDT) for compliance with Phyto-Sanitary requirements of importing countries.
- Infrastructure for processing facilities (processed food sector) for addressing missing gaps which may include equipment like X-ray, Screening, Sortex, filth / metal detector, sensors, vibrators, or any new equipment or technology for food safety and quality requirements

iv. Quality Development

To participate / engage in international trade, it is necessary to comply with Food Safety requirements of different countries. Several importing countries demand adherence to stringent Maximum Residue Levels (MRLs). Some of the developed importing countries have set up

MRLs at very low level. For this, high precision equipment are required to be installed by the food testing labs. Under this component, assistance is provided to comply with the prescribed standards of importing countries. Assistance under this component covers the following:

- Installation of quality management systems
- Laboratory testing equipment
- Hand held devices for capturing farm level peripheral coordinates for traceability systems and testing of samples etc.
- Testing of water, soil, residues or pesticides, veterinary drugs, hormones, toxins, heavy metal, contaminants etc.

v. The budget statement for the Financial Year 2023-24 (till November 2023):

(Values in Rs. crores)

S. No.	Particulars	Sanctioned Budget 2022-23	Amount Received	Balance
A	Grant in aid-Subsidies	46.0	24.50	21.50
	SUB TOTAL (A)	46.0	24.50	21.50
B	Grant for creation of Capital Assets	23.6	16.50	7.10
	SUB TOTAL (B)	23.6	16.50	7.10
C	Grant in aid general	5.0	4.50	0.50
	SUB TOTAL (C)	5.0	4.50	0.50
D	North Eastern Area (NER)			
	(i) Grants in Aid (General)	2.0	1.0	1.0
	(ii) Subsidies	2.0	1.50	0.50
	(iii) Creation of Capital Assets	1.4	1.0	0.40
	SUB TOTAL (D)	5.4	3.50	1.90
	TOTAL (A+B+C+D)	80.0	49.00	31.00

vi. APEDA's e-Governance initiatives

APEDA has always been a pioneer in making use of information technology for the promotion and development of agri - exports from India and to utilize the IT systems for ease of doing business. APEDA has undertaken a number of initiatives

during the past few years to enhance the existing e-governance systems and to introduce new online facilities for the benefit of stakeholders. The emphasis has been put on the simplification and rationalization of the existing facilities and to introduce the information technology tools to make e-governance more efficient and effective.

a. APEDA Millet Portal

As the year 2023 has been declared as the International Year of Millets, APEDA has created an exclusive web portal for millets that feature information about millets, their health benefits, production, and export statistics, a millet exporter's directory with other relevant information, a comprehensive global marketing campaign assessing India's potential, and E-catalogues of 30 importing countries and 21 millet producing states. The e-catalogues have information on individual country profile; Indian millets and millet value-added basket; millet production scenario, India's export of millets; international standards of millets; and contact list of exporters, startups, FPOs, importers, and Indian missions in the country.

b. Digital Initiatives to celebrate International Year of Millets (IYOM) 2023

For the promotion of millets and millet-based products, an e-platform for Virtual Trade Fairs (VTFs) has been created specifically for exporters, women entrepreneurs, and new start ups to showcase their wide range of millets-based products. This platform is designed to invite buyers and visitors from across the globe to interact with exhibitors and showcasing their millet-based products. The Virtual Trade Fair (VTF) is operational 24x7, 365 days.

c. Integration of GrapeNet with PQMS – NPPO system for issuance of e-Phyto

The Grapenet system has been integrated with PQMS system for issuance of e-Phyto certificate by National Plant Protection Organization (NPPO) on Grapenet for export to EU. The exporter can now obtain the hassle free Phyto sanitary certificate.

d. Issuance of e-RCMC from DGFT portal

APEDA has successfully implemented the issuance of e-RCMC as per the DGFT trade notice no. 35/2021-22. APEDA has on-boarded on the DGFT portal for the processing and issuance of e-RCMC through digital signature.

e. RCAC Mobile App for applying RCAC for Basmati Rice

Developed RCAC mobile App for registered exporters to simplify applying for Basmati Rice RCAC. The mobile app allows the exporters to apply for RCAC and submitting the documents for the issuance of RCAC for Basmati Rice. The exporter can view the status of their RCAC applications and can view the number of RCACs certificate issued to them by APEDA.

f. Digital Training Videos for Peanut.Net system for export

In order to educate and create awareness among the stakeholders involved in the supply chain traceability software process i.e. Peanut.net, APEDA took an initiative of making tutorial videos for stakeholders to understand the process and requirements for export of peanut and peanut products. The video is uploaded on the YouTube channel of APEDA.

g. Initiated Integration of i-CAS system with Meat.Net for issuance of Halal Certificate

For issuance of the halal certificate for meat and its products, the Meat.net system has been integrated with i-CAS system for the issuance of halal certificate to comply with the requirements of importing countries.

h. APEDA Mobile App

APEDA launched the mobile app for Agri-exchange Portal to harness the potential of mobile technology for its registered members / exporters / stakeholders. The mobile app provides all relevant data related to agri trade, international trade behavior, and latest market news / trends etc. to the stakeholders.

Some of the features of the mobile app are:

- Agri Trade Data Analytics
- International Trade & India's Export data
- Principle Commodity data
- Export Summary & Profile Report
- Selling / buying offers
- Circular, guidelines, notification or advisory released by APEDA
- Trade News

i. APEDA's presence in Social Media

APEDA actively makes use of various social media platforms, a dedicated social media team manages the presence and promotion of APEDA's products, events, and crucial information on leading platforms such as Koo, Twitter, Facebook, Instagram, etc. During 2022-23, APEDA's Twitter follower increased by 8909.

vii. Export of new products / new destinations, etc

- **1st December 2023**
 - The First- Ever Export of "Fresh Potato" from Purvanchal to Gulf Nation (UAE)

- **23rd November 2023**
 - On the occasion of National Cashew Day, APEDA flagged off Cashew Nut shipments to Bangladesh, Qatar, Malaysia, and the USA. Bangladesh will be receiving its first-ever shipment of Cashew Nuts of 2000 kgs all the way from Odisha
 - Flag off ceremony for consignment of Flavoured Cashew nuts (Golden Turmeric, Peri Peri, Sea Salt) from Kollam, Kerala to California, USA on Cashew Day
 - On the occasion of National Cashew Nut Day, on 23rd November 2023, two consignments were flagged off, one to Doha Qatar of 15MTs and the other to Perak, West Malaysia, of 16 MT from Prathipa Cashews exports and Swathini Cashews, respectively
- **20th November 2023**
 - APEDA coordinated the first ever of water chestnut from LBSI Airport Varanasi to UAE, continuing efforts to promote the export of ethnic agricultural products from India
- **15th November 2023**
 - First-ever flag off of marigold from Varanasi to Sharjah, boosting agri-exports from the Purvanchal region.
- **8th November 2023**
 - Flag off of one container of trial shipment of bananas to the Netherlands, organized by FFV Division from Baramati, Maharashtra.
- **4th September 2023**
 - First Ever Export of 3.5 MTs of Banana Plant Derivatives (Flower, Fruit, Leaf) from Varanasi to UAE
- **28th August 2023**
 - First Ever Export of 29 MTs Potato from Aligarh to Guyana
- **22nd August 2023**
 - First Ever Export of Hog Plum and Cranberry (1750 Kgs) from Varanasi to UAE.
- **27th July 2023**
 - Trial shipment of Pomegranates to the USA flagged off from Maharashtra to New York, organized by FFV Division and APEDA-Mumbai.
- **7th July 2023**
 - First consignment of 19400 Kg Mix vegetables exported by (Newly APEDA registered member) M/s. Omkar Enterprises, Nashik, Maharashtra, to Dubai.
- **22nd June 2023**
 - First Ever Export of Fresh Vegetables Green Chilly 25 MT and Mangoes 2 MT from Varanasi Packhouse by Hon'ble Chief Minister Government of UP.
- **22nd June 2023**
 - Vegan products of 13 tonnes flagged off from Kochi to the USA by M/S. Wakao Foods.
- **19th June 2023**
 - Flag off of Mallika Mango (1500 kg) to UAE from Odisha.
- **17th June 2023**
 - First ever flag off of yellow watermelon (150 Kg) to UAE from Odisha.
- **1st June 2023**
 - Flag-off programme of the first commercial shipment of Amrapali mango from Odisha to Dubai.
- **22nd April 2023**
 - First sample commercial consignment (39 boxes of 117 kgs) of Kesar Mango processed at VHT Facility Mumbai by M/s. Nisarga Fresh Processing Pvt. Ltd for export to South Korea.
- **11th April 2023**
 - Seasons' first shipment of Indian Mangoes to the USA flagged off at MSAMB Irradiation Facility, Vashi Maharashtra.
- **6th April 2023**
 - Season's first shipment of Indian Mangoes to Japan flagged off from MSAMB- VHT facility, Vashi (Navi Mumbai). The consignment contained Kesar & Banganapalli varieties.
- **5th April 2023**
 - "Coco Nectar" was flagged off with the brand name "Thenneera" by APEDA's registered FPO M/s Global Coconut Farmers Producer Company Ltd, Palladam, Tiruppur, to USA .

APEDA Secures Landmark Achievement in
Banana Export Success through Sea route

APEDA Empowers Indian Innovation:

Purandar Highlands FPC Clinches Global Recognition for World's First FIG JUICE and SUPER FIGS SPREAD at SIAL Exhibition 2023

"Blossoming Grains: The Empowered Journey of Arogya Millets, A Women-Led FPO, with APEDA's Guidance"

Empowering Agriculture: The Transformative Collaboration Between APEDA and Banaras Organo Farmer Producer Company Ltd.

"Sweet Symphony of Independence: The Mango Fest in Bahrain"

Seeds of Success: APEDA Cultivates Opportunities at Agri Business Expo 2023"

- Millet-Based Food Products by M/s. Gaurishankar Food Industries, Shiggaon, APEDA, in its unwavering commitment to fostering entrepreneurship, successfully facilitated the export of 148 cases of retail packs of "Millets based Food Products" from Bangalore to Sydney, Australia. Valued at Rs. 10,50,300/-, this export venture was led by the women entrepreneur-led startup, M/s. Gaurishankar Food Industries in Shiggaon. This accomplishment not only underscores APEDA's dedication to promoting diverse agricultural products but also showcases its role in supporting emerging startups in the sector.
- Basani Agro Foods' Export to Taiwan under the 'Hektapy' Brand APEDA's support extended to woman entrepreneur and registered exporter M/s. Basani Agro Foods, highlighting the agency's pivotal role in promoting startups with global aspirations. This venture involved the export of Ragi Sprout Mix as Breakfast Cereals to Taiwan under the brand "Hektapy." The startup is actively engaged in the process of exporting a range of ready-to-eat millet-based breakfast items, showcasing APEDA's commitment to nurturing innovative ventures in the agro-food industry.
- Kodo Millet Laddoos by M/s. Sri Sri Veda Sattva Pvt. Ltd. In another noteworthy feat, APEDA facilitated the shipment of 330 boxes of Kodo Millet Laddoos from Bangalore to Berlin. Executed by M/s. Sri Sri Veda Sattva Pvt. Ltd., this export success is a testament to APEDA's

- Discussions with FSVPS during the World Food Moscow visit aimed at approving more Indian Meat establishments and lifting temporary restrictions on approved meat establishments to export buffalo meat to Russia.
- APEDA, in association with the Dept. of Animal Husbandry & Dairying, facilitated the export of table eggs to Sri Lanka, resulting in the export of 121.07 million eggs valued at Rs. 72.64 crores.
- Progress in the ongoing organic MRA process between India and Australia, with a comparative assessment indicating equivalency to a large extent. An onsite audit is proposed to advance the Mutual Recognition Agreement process.
- Awareness on 'Krishi Udan 2.0' scheme organized at Guwahati for NER states to address high transportation and airfreight costs.

xi. Certificates issued by APEDA

- Registration-cum-Membership Certificate (RCMC) to exporters of APEDA's Scheduled Products. In 2023-24 (till November 2023), APEDA issued 5985 RCMCs.
- Registration-cum-Allocation Certificate (RCAC) to exporters of APEDA's Scheduled Products. In 2023-24 (till November 2023), APEDA issued 27147 RCACs with FOB Value of US\$ 3740.71 million.
- Certificate of Exports (CoE) to the exporters / processors of Peanuts and peanut products based on testing, processing, proper

packaging, etc. in 2023-24 (till November 2023), AEPDA issued 20582 CoEs.

4. THE MARINE PRODUCTS EXPORT DEVELOPMENT AUTHORITY (MPEDA)

The Export Promotion (Marine Products) EP(MP) Division contributes towards policy formulation of exports of Marine Products and also facilitating and promoting exports of Marine and allied / processed products. The Desk exercises administrative control over the MPEDA and handles its budgetary, establishment, and recruitment to key posts in MPEDA, correspondences with foreign Governments / other Central / State Governments / other organizations, processing / examining proposals of diverse nature received from MPEDA, etc. MPEDA is mandated to:

- Promote the marine products exports from the country
- Promote and take all measures required to ensure sustained and quality seafood exports from the country

i. Export performance

The export of marine products during April to November in FY 2023-24 as compared to the same period last year is shown in Table below. USA, China, Japan, Vietnam, and Thailand are the major contributors to the seafood export basket of the country.

Value in US\$ million

April-November 2022-23	April- November 2023-24*	(%) Change
5579.41	5218.14	(-) 6.48

*DoC Data (provisional)

ii. Reasons for decline

- The marine products have shown a growth by volume of 14.9 percent, however by value it has shown a decline by 6.5 percent due to approximate unit value decline of 18.6 percent.
- The end market demand for shrimp in the US is still relatively low, especially in the retail sector. Demand in food service and retail remain slower than in previous years. Due to the inflationary trends in the US and EU, there is a sluggish demand for costlier protein-based

food items such as shrimp, etc.

- Weaker economic condition in China - Due to lower demand owing to the slowing down of economy, buyers have reduced the orders drastically. The decreased sales have resulted in higher inventory and hence decline in unit prices.
- While the overall supply of shrimp has been on the higher side the stagnated demand for it is fetching low price, which is reflected in the low export in value terms i.e. US\$ terms.

iii. Export Facilitation and Promotion

a. Participation in International Fisheries Fairs

MPEDA participated in the following International

S. No.	Name of the Show	Date
1	Seafood Expo Global 2023, Barcelona	25 th -27 th April 2023
2	Japan International Seafood & Technology Expo (JISTE 2023), Tokyo, Japan	23 rd -25 th August 2023
3	Seafood Expo Asia 2023, Singapore	11 th -13 th September 2023
4	World Food Moscow 2023, Moscow, Russia	19 th -22 th September 2023
5	China International Fisheries & Seafood Expo 2023	15 th -17 th September 2023
6	China Fisheries & Seafood Expo 2023, Qingdao, China	25 th -27 th October 2023
7	Busan International Seafood & Fisheries Expo, South Korea	1-3 rd Nov 2023

b. Trade Delegations and Buyer-Seller Meets

- MPEDA participated in the Shrimp Forum (Mekong-India Delta Trade & Investment Conference) organized on the side lines of VIETFISH 2023 from 28th-30th June 2023, upon invitation in Vietnam.
- MPEDA in association with SBI, organized the delegation visit of South Korean Importers and Investors to India from 7th-13th August 2023. Nine delegates representing five Korean companies participated in the visit.
- A Reverse Buyer-Seller Meet of Korean Importers / Investors and Indian Seafood exporters was organized in Chennai, Tuticorin, Kakinada, and Mumbai.
- During 2023-24 (April-October) MPEDA organized 3 Virtual Business Meets with importers from Japan in coordination with the Indian Mission.
- During 2023-24 (April-October) MPEDA organized 1 Primary Virtual Buyer Seller Meet with three importers from Belgium, there were 40 participants in the event.
- During 2023-24 (April-October) MPEDA organized 5 Secondary Virtual Buyer Seller Meets with importers from Japan, Romania, Australia, Singapore, Belgium, and Netherlands.
- MPEDA supported EOI, Brussels to organize a Seafood Tasting session for importers at EOI, Brussels on 5th October 2023.

Seafood shows towards market promotion and facilitated Indian Seafood Export.

- MPEDA has organized 4 Virtual Buyer Seller Meets with Japanese buyers during the month of June 2023 & July 2023 to have tie-up for the export of value-added products like Nobashi shrimp (Stretched shrimp).
- MPEDA has been providing inputs to Department of Commerce for facilitating Free Trade Agreements for Marine Products to various developed export destinations.
- In the budget announcement for the period 2023-24, reduction in the import duty of the Aquaculture inputs (Shrimp and fish feed ingredients) is a significant step and expected to increase competitiveness in the Indian market for the export of value-added products. The duty for Fish lipid Oil (HS 1504 20) and Algal prime (flour) (HS 2102 2000) is reduced from 30 percent to 15 percent, and Fish meal (HS 2301 20), Krill meal (HS 2301 20), and Mineral and Vitamin Premixes (HS 2309 90 90) is reduced from 15 percent to 5 percent.

c. Registration of Entities & Certificates

- Registration of Units:** 13 processing plants, 127 exporters, 18 storage premises, 3 dried fish handling Centre, 4 Live Fish Handling centres, 5 Fresh / chilled fish handling centres, 12 peeling sheds, 6 conveyances, 1 Other Edible Handling Centre, and 12 Other Non-edible Handling Centres were registered with MPEDA. The online registration of exporters and entities has been completely digitized as part of ease of doing business.

- **Online validation of certificates:** To promote exports of marine products, MPEDA is validating all the export facilitation certificates electronically. During the period from 1st April 2023 to 31st December 2023, MPEDA issued 6421 EU Catch Certificates, 734 Non-EU Catch certificates, 329 ICCAT Sword fish Statistics Documents, 15,303 DS 2031 certificates, 335 Non-radioactivity certificates, 30 Certificate of legal origin, 104 Duty-free import certificates, and 38 RCMC certificates electronically.

d. Resolving non-tariff barriers in seafood export sector

- **Import of raw material for re-processing and enhancing value addition in the seafood sector:** Considering the importance of ease of doing business by simplifying the procedure for import of raw material for value addition and re-export, DoC conducted an inter-ministerial meeting on 13th September 2023 with MPEDA, Customs, DGFT, FSSAI, AQCS, Dept of Fisheries, and Dept of Animal Husbandry, Government of India, wherein it was decided to authorize MPEDA as a single agency responsible for import of wild caught fish and fishery product for re-processing, value addition, and export and to incorporate separate chapter in the Foreign Trade Policy (FTP) by DGFT. MPEDA submitted the draft policy for inclusion of a Chapter on Procedures for Marine Products Raw Material Import for Value Addition (PMRIVA) in the country's Foreign Trade Policy for easing the import of raw materials for reprocessing and exports.
- **Listing of new units of Indian marine products:** MPEDA in coordination with DoC and Export Inspection Council (EIC), regularly takes up the issue of listing of new units by the importing countries for the purpose of exports from India. The concerted interventions have resulted in listing of 16 Indian establishments by Vietnamese authorities and 67 new units have been listed in the TRACES system of the EU. Listing of units by the Regulatory authorities would help these units in accessing the respective markets and in enhancing India's total exports of marine products.

iv. Addressing the sustainability issues of sea caught material to fulfil the importing nation's requirements

- US Department of State has banned wild caught shrimp exports from India to USA under Section 609 of US Public Law 101-162. This is mainly due to the fishing methods followed in India such as trawl nets, trammel nets, gill nets,

- dolnets, etc, which allegedly affect sea turtle population. To lift the ban on wild-caught shrimp under Sec 609, a TED model was designed as per the specification of US NOAA, with the help of ICAR – CIFT and field trials were conducted. MPEDA and CIFT have jointly organised workshops on TED during December 2023 with the manufacturing units and are organising workshops during January 2024 involving all the stakeholders including fisheries research institutions, state fisheries Departments, net manufacturers, fishers, etc. US NOAA officials are visiting India during the month of February 2024 to conduct TED trials and workshops.

- US Marine Mammal Protection Act: As per the existing MMPA provisions, all seafood exporting nations have to comply with the MMPA provisions for effecting the exports of wild-caught marine products to the USA before 1st January 2024. India submitted the Comparability Finding Applications (CFA) for export fishery in the US NOAA portal on 25th November 2021 and clarified US NOAA's queries on 17th November 2022; a final response is awaited from the US side. Presently, the Department of Fisheries, Government of India has entrusted the Fishery Survey of India (FSI) to conduct the Marine Mammal Stock Assessment Survey in collaboration with CMFRI, CIFT, and MPEDA-NETFISH. MPEDA has been regularly reviewing the project in coordination with FSI and CMFRI etc. India needs to continue the marine mammal stock assessment exercise with the participation of collaborating agencies as an ongoing project. The deadline for complying with the MMPA provisions by the exporting nations has been extended till 31st December 2025.

v. Capacity building programmes for value addition

- **Hands-on Training Programme on Seafood Value Addition:** MPEDA conducted seven hands-on training programs on seafood value addition from 21st November 2023 to 17th December 2023 at Kochi, Mumbai, Veraval, Kolkata, Vijayawada, Chennai, and Bhubaneswar with experts from Vietnam. 181 participants from diverse processing units and officials from NETFISH, NIFPHATT and CIFT attended training. The program covered 22 popular value-added products, including skill tests, and valuable feedback was obtained from the participants. Additionally, seafood tasting sessions of the value-added products developed were conducted, involving seafood exporters and officials from various state Departments.

- **Demonstration of Value-Added Products by Japanese Expert in Kochi:** On 6th November 2023, MPEDA organized a demonstration program on value-added products, specifically Battered and Breaded Nobashi Shrimp and Squid Rings at M/s. Protech Organo Foods Pvt. Ltd., KSIDC, Cherthala. Mr. Takaomi Ise from M/s. Happiness Foods Ltd., Japan, led the demo session tailored for exporters. 25 exporters from 18 processing units attended the demonstration.

vi. Aquaculture Development

- **Capacity building programs:** MPEDA has conducted a series of workshops and awareness programs for the aquaculture farmers in the coastal states, aimed at sensitizing the farmers on major issues including antibiotic residues, adoption of Better Management Practices (BMP), and diversification towards export-oriented species. During April-October 2023, 825 awareness campaigns (including farm-to-farm) were conducted against the usage of antibiotics in aquaculture and 22 awareness programs were conducted for the propagation of species diversification. Besides, 35 training programs were organized and 2 farmers' meets were conducted to create awareness about MPEDA schemes.
- **Species diversification:** MPEDA has standardized seed production and culture of diversified species like Tilapia, Seabass, Scampi, mud crab, etc. Six Demonstration programs for the exportable species have been initiated during the period for the popularization of the diversified species. 5 demonstrations are continuing from the last financial year.
- **Enrolment of farms and hatcheries:** For the traceability of aquaculture production, enrolment of farms and hatcheries is done by MPEDA on a regular basis. During the period, 1003 farms with a water spread area of 4560 hectares and 9 hatcheries with capacity 902 million seeds have been enrolled by MPEDA.
- **Certification of aquaculture units (SHAPHARI):** Under the certification programme, two hatcheries were SHAPHARI certified during the period for the production of antibiotic-free seed. The hatcheries have successfully undergone a series of audits and tests on hatchery inputs and hatchery seeds for antibiotic residues over a period of 8-10 months. Seeds from the hatcheries were also tested negative for all the OIE-listed pathogens during the audits. Audits are progressing for 25 hatcheries enrolled under the certification programme.
- One aquaculture farm of 5.72 Ha area has been SHAPHARI certified for production under Good Management Practices and audits are progressing for about 600 Ha farms enrolled for certification.

vii. Quality Assurance and Bio-Security

- **National Residue Control Plan (NRCP):** During the period of April–November 2023, a total of 2815 samples were tested by MPEDA Quality Control labs under the National Residue Control Plan.
- **Pre-Harvest Test (PHT) certification:** During April-November 2023, a total of 9350 PHT certificates have been issued by MPEDA ELISA labs to the farmers.
- **Commercial sample testing:** Microbiology & Molecular Biology divisions of MPEDA QC Lab, Kochi offer testing of pathogenic bacteria, viruses, and fungus in fish and fishery products, and COVID-19 nucleic acid on the surface of seafood packaging materials. During the period of April- November 2023, total of 403 commercial samples were tested.
- In addition to NRCP, the Quality Control laboratories of MPEDA also provide commercial sample testing for heavy metals and antibiotics for the benefit of the Indian seafood industry. During the period of April to November 2023, a total of 1161 commercial samples were tested.
- **Seafood HACCP Trainings:** MPEDA has been providing Seafood HACCP training programmes to the Indian Seafood Industry. During the period April to December 2023, MPEDA organized 7 seafood HACCP trainings at various locations and 182 technologists from the Indian seafood industry benefited from these training programs.
- **Shrimp Regulatory Partnership Agreement (RPA):** As part of the Shrimp Regulatory Partnership Agreement (RPA), MPEDA submitted the Aquaculture Products Assessment Tool. The aquaculture products assessment tool is a self-assessment worksheet to be filled by the Participating Agency which is responsible for the food safety system for aquaculture seafood products. MPEDA collected information and data from other stakeholders like the Coastal Aquaculture Authority (CAA), Bureau of India Standards (BIS), Central Drugs Standard Control Organization (CDSCO), ICAR-Central Institute of Brackish Water Aquaculture (ICAR-CIBA), Department of Fisheries (DoF), Ministry of Fisheries, Animal Husbandry & Dairying, Government of India, Export Inspection Council

(EIC), Food Safety Standards Association of India (FSSAI), ICAR – Central Institute of Fisheries Technology (ICAR-CIFT), ICAR-National Bureau of Fish Genetic Resources (ICAR-NBFGR), and compiled the information to furnish the Aquaculture Products Assessment Tool to USFDA.

viii. Market Specific Actions on QA and Biosecurity

- **Temporary suspension on the import of Chilled and Frozen seafood by Ministry of Public Health (MOPH) Qatar:** The Ministry of Public Health (MOPH) Qatar has temporarily suspended the import of chilled and frozen seafood from India with effect from 6th October 2022, subsequent after the detection of Vibrio bacteria in frozen and chilled shrimp consignments exported by 5 Indian export establishments. After the sustained efforts by MPEDA and other Government agencies, Qatar has lifted the import ban on frozen seafood from India wide orders from 16th February 2023. MoPH also lifted the temporary suspension on import of chilled / fresh seafood from 15th November 2023.
- **Temporary suspension of import of all shrimps from India by Kingdom of Saudi Arabia:** Saudi Food and Drug Authority (SFDA) temporarily suspended the import of all shrimps vide resolution No.20576 dated 14th March 2023. According to Saudi Arabia, the temporary ban was imposed due to the presence of “white spot syndrome” found in shrimp shipments imported from India, though they have not provided specific details. Negotiations in this matter are underway with the help of the Embassy of India in Saudi Arabia.

ix. Technology Extension and Support

- **National Centre for Sustainable Aquaculture (NaCSA)** is a society functioning under MPEDA that promotes cluster farming and Good Aquaculture Practices among small & marginal aqua farmers of the country.
 - During April-November 2023, around 288 farming clusters were organized in the states of Andhra Pradesh, Odisha, Gujarat, West Bengal, Kerala, and Tamil Nadu.
 - NaCSA has conducted a 1217 meetings at the Village and Mandal / Block / Taluk levels on the adoption of Better Management Practices (BMP), Crop planning, and creating awareness among farmers on

Abuse of banned antibiotics in Shrimp farming for the benefit of 12744 farmers from the states of Andhra Pradesh, Tamil Nadu, Karnataka, Odisha, West Bengal, Kerala, and Gujarat. NaCSA assisted 152 farmers from the states of Tamil Nadu, Kerala, and West Bengal to obtain MPEDA Farm Enrolment.

- NaCSA conducted 15 ST and 28 SC training programs on Better Management Practices in aquaculture and diversification of Aquaculture species. Around 590 farmers attended and benefitted in the states of Andhra Pradesh, Odisha, and West Bengal.
- The Aqua One Centres operated by NaCSA tested 16,603 water samples, 292 soil samples, 5,870 microbiological samples, and conducted 367 PCR tests for farmers.
- NaCSA assisted 220 farmers from Tamil Nadu, West Bengal, Kerala, and Andhra Pradesh for renewal of their Coastal Aquaculture Authority (CAA) licenses. NaCSA assisted 94 farmers from Andhra Pradesh, Tamil Nadu, and West Bengal in obtaining new CAA registrations through the Dept. of Fisheries of their respective states.
- NaCSA conducted 16 targeted campaigns during 18th-24th November 2023 to raise awareness on the dangers of antimicrobial resistance (AMR) and promote Better Management Practices (BMPs) among NaCSA society farmers; around 1572 farmers attended the campaigns.
- **Network for Fish Quality Management and Sustainable Fishing (NETFISH):** A society under MPEDA addresses the sustainability and quality issues in the marine capture fisheries sector by training and capacity building of fishers.
 - NETFISH has conducted around 2750 grass root level extension activities from April to December 2023 benefiting around 20000 stakeholders in the marine fisheries sector. The programs were conducted in and around selected harbours and landing centres in all maritime states to reduce fisheries' post-harvest loss and destruction of marine resources, and to ensure the availability of good quality raw materials for seafood export. NETFISH works at the grassroots level by networking with fishermen's societies, federations, and other non-Governmental organizations.

- Received Rs. 10 lakhs from the CSR fund of Paradip Port Trust for conducting 53 Skill Development Training programs among the fishermen community in Odisha during 2023-24. So far 31 programmes have been conducted reaching 620 fishers.
 - Need-based hands-on training programmes (8 Nos.) on Value addition of fishery products were conducted in Maharashtra with an amount of Rs. 2.7 lakh received from Mangrove Foundation, Maharashtra.
 - 2135 awareness classes on Hygiene and conservation were organized through the Harbour Data Collectors at respective harbours reaching 12000 harbour users and fishers.
 - Carried out the Bycatch Surveys and the Marine Observer program as part of the PMMSY project 'Marine Mammal Stock Assessment of India' and obtained data on sightings and fishery interactions involving whales, dolphins, and sea turtles.
 - Conducted 112 Nos. of SC / ST fisher welfare programmes under the MPEDA SC / ST Scheme.
 - The DROP (Drive to Remove Ocean Plastic) project was initiated at Munambam Fishing Harbour for the collection of plastic waste from sea with the help of fishers, and its safe disposal and recycling at land.
 - Conducted 56 Seafood unit training programs on hygiene and sanitation, benefitting 1960 seafood workers and an income of Rs. 5,60,000/- was generated for NETFISH as training fee.
 - Coordinated and sent 48 fishermen from Maharashtra & Gujarat for 2 Tuna long line training programmes organized by CIFNET, Kochi from 19th to 24th June 2023 and 10th to 15th July 2023.
 - Conducted Training program on 'Tuna Long lining & Handling' and 'Sea Safety, Navigation & Marine equipment' for 21 ST fishers from Lakshadweep UT at CIFNET, Kochi utilizing the MPEDA-NETFISH ST fund, during November-December 2023.
 - As part of the Swachhata Campaign 3.0, 12 clean-up drives were conducted in harbours, landing centres, and beaches across all the maritime states, with the involvement of fishers, students, and the public.
 - A One day Training Program on Value Added Cephalopods was conducted for 32 staff members including Managers, Technologists, Supervisors, and workers of a seafood unit in Kolkata. Demonstrations on production of various value-added products of Cephalopods meant for export such as Whole clean Cuttlefish, Squid, Squid rings, Squid tentacles, Stuffed Squid, Octopus clean, tray packs, etc, were conducted.
 - 52 consignments of ornamental fishes meant for export were inspected and certified by the NETFISH State Coordinators during the period.
 - MPEDA-NETFISH in collaboration with CIFT, Kochi had organized a preliminary workshop on the "Development and Implementation of Turtle Excluder Devices (TED) in India" at Veraval on 20th December 2023 to sensitize the net manufacturers on the importance of TED in the fishing industry, the TED design, and its development. A total of 40 participants including around 22 net manufacturers had actively participated in the workshop, and 5 of the net manufacturers have expressed their willingness to develop TED on a commercial scale.
- **Rajiv Gandhi Centre for Aquaculture (RGCA):** A society under MPEDA and registered as a Society under Tamil Nadu Societies Registration Act XXVII of 1975 on 05.01.1996. The main focus is the promotion of diversified Aquaculture in India for export promotion by technology transfer. Culture of export-oriented diversified species was demonstrated by MPEDA in all the States as a lab-to-land program. At present, the RGCA is serving as the Aquaculture Technology Incubation Centre of MPEDA.
 - RGCA has conducted 23 General training programmes, 18 awareness programmes, and 5 Farmers meet on diversified aquaculture during the period.
 - Seed supply by RGCA during 1st April - 31st December 2023: The details of seed supply by RGCA for the diversification of export-oriented aquaculture are tabulated in Table below:

Seed supply by RGCA

S. No.	Name of the project	Cumulative total nos. of seed supply during the 1 st April - 31 st December 2023		
		Species	Quantity (Nos.)	Supplied to
1	Asian Seabass Hatchery	Seabass fry	72.86 lakh	Farmers / MAC / RGCA
2	Mangrove Mud Crab Hatchery	Crabinstar	4.78 lakh	Farmers
3	Aquaculture Demonstration Farm	Crablets	1,952 Nos.	Farmers
		Seabass Fingerlings	2,320 Nos.	Farmers
4	Marine Finfish Hatchery Project	Seabass Fingerlings	95,850 Nos.	Farmers
		Pompano fry	36,150 Nos.	Farmers
5	Artemia Project & Demofarm	<i>Artemia Biomass</i>	334 Kg	RGCA / Farmers
		<i>Artemia Cyst</i>	826 Tins	RGCA / Farmers
6	Broodstock Multiplication Centre	<i>P. monodon</i> Broodstock	2400 Nos.	Hatchery
7	Tilapia Project	Tilapia Seed	3.59 lakh	Farmers / MAC / Dept. of Maharashtra & Kerala / ADAK
		Tilapia Broodstock	7,550 Nos.	Farmers / MAC / Dept. of Kerala / ADAK
8	Aquatic Quarantine Facility	AQF (<i>L. vannamei</i>)	1.41 lakh	Hatcheries
		AQF (<i>P. monodon</i>)	2,135 Nos.	Hatcheries
		AQF (PPL)	1,13,387 Nos.	Hatcheries
9	RGCA - MAC(Vallarpadam)	Tilapia Fry / Fingerlings	4.79 lakh	Farmers
		Seabass Fry / Fingerlings	65,983 Nos.	Farmers
		<i>Etroplussuratensis</i> Fry / Fingerlings	1,28,787 Nos.	Farmers
		<i>P. monodon</i> Post Larvae	62,000 Nos.	Farmers

5. DIRECTORATE GENERAL OF TRADE REMEDIES (DGTR)

The Directorate General of Trade Remedies (DGTR) (earlier known as Directorate General of Anti-Dumping & Allied Duties) is an attached office of the Department of Commerce, Ministry of Commerce & Industry that does trade remedy investigations that are quasi-judicial in nature. The Directorate General of Anti-Dumping & Allied Duties (DGAD) which was formed in 1997 has been restructured as DGTR in May 2018 by restructuring and re-designing DGAD into DGTR by incorporating all the trade remedial functions i.e. Anti-Dumping Duty (ADD), Countervailing Duty

(CVD), Safeguards Duty (SGD), Safeguards Measures (QRs) under a single window framework. Thus, the DGTR has been formed by the merging of functions of the DGAD, the Department of Commerce, the Directorate General of Safeguards, and the Department of Revenue and Safeguards (QR) functions of DGFT into its fold. The DGTR is a professionally integrated organisation with multi-spectrum skill sets emanating from officers drawn from different services and specialisations. It is the single national authority for administering all trade remedial measures including anti-dumping, countervailing duties, and safeguard measures. The DGTR provides a level playing field to the domestic industry against the adverse impact of unfair trade practices like dumping and actionable subsidies from any exporting country, by using

trade remedial methods under the relevant framework of the WTO arrangements, the Customs Tariff Act & Rules and other relevant laws and international agreements, in a transparent and time-bound manner. It also provides trade defense support to our domestic industry and exporters in dealing with instances of trade remedy investigations instituted against them by other countries.

6. DIRECTORATE GENERAL OF COMMERCIAL INTELLIGENCE AND STATISTICS (DGCI&S)

The Directorate General of Commercial Intelligence & Statistics (DGCI&S) is the premier organisation of the Government of India for the collection, compilation, and dissemination of India's trade statistics and commercial information. A brief outline of the various issues considered at this Directorate is given below:

A. Service sector

DGCI&S has been nominated as the nodal agency for the collection of International trade data in Services trades in the country. The major objective is to capture aggregated data for services trade in various sectors. In the past, DGCI&S conducted some pan-India Surveys on International Trade in sectors like ICT, Health, Education, and Insurance. To prepare an administrative setup to have a timely flow of international services trade data as well as to prepare a comprehensive Sampling Frame on different services sectors from administrative data sources, a Technical Committee under the Chairmanship of Shri Tapas Kumar Sanyal, former Director General, CSO was set up to study various administrative data sources on services trade and the data gaps and recommend suitable measures accordingly. The committee included members from CSO, MoSPI, DoC, RBI, GSTN, IIFT, SEZ, and STPI. Officers were also invited from concerned line Ministries. This committee considered all available administrative sources of data that could be tapped to generate statistics of international trade in services and accordingly submitted a report to DoC with extensive recommendations in March 2023. The report of the Committee was subsequently presented before DoC in a meeting held in May 2023 under the Chairmanship of the Commerce Secretary. Approval of the report is yet to be received at DGCI&S end.

DGCI&S publishes an annual report based on services export data received in the Service Export Reporting Format (SERF) from SEZ and STPI.

Reports for financial years 2020-21 and 2021-22 were already published and are in the public domain. Preparation of the Report for the financial year 2022-23 is in progress. All kinds of service exports taking place through SEZ or STPI units are being captured through SERF and these mainly cater to ICT-enabled services. However, the service exports by units not registered under either of them cannot be captured currently through SERF. The data is shared with DGCI&S every month. As an additional input to monthly Quick Estimate (QE) material from DGCI&S, a monthly report is initiated to share with DoC, the month-wise volume of services exports in SERF format and their comparison with the corresponding month of the previous financial year.

B. Tentative reasons for the difference of trade figures between India and other countries

DGCI&S used to provide inputs to the following issues that may be responsible for differences in trade figures published by DGCI&S, Ministry of Commerce, Government of India, and Government of other countries. These are (i) Sources and Coverage (ii) Scope and time of Recording (iii) Specific Guidelines / Provisions (iv) Trade Systems (v) Commodity Classifications (vi) Valuation (vii) Partner Country (viii) Metadata. Thus DGCI&S participates in the trade data reconciliation mechanism between the Government of India and the Government of other countries.

C. Merchandise Trade Indices and other statistics

At present foreign trade indices are computed as per the recommendations of the Technical Committee Headed by Shri Nachiketa Chattaopadhyaya, Professor, ISI, Kolkata. As per the Committee's recommendations, the indices are compiled with base-year as 2012-2013 using a fixed base system with Laspeyres Index Formula for calculating both unit value & quantum indices (BEC-wise, Country-wise, Principal Commodity-wise, Region-wise, and SITC-wise). Merchandise Trade Indices is published monthly and available on DGCI&S website till August 2023.

Besides the usual merchandise Foreign Trade statistics, this Directorate compiles and disseminates India's Inland Trade Statistics, inter-alia 'Inter-State Movements / Flows of Goods by Rail, River and Air' and 'Selected Statistics of Foreign Trade of India'.

S. No.	Publication Name	Status	Frequency
1	Inter-State Movements / Flows of Goods by Rail, River, and Air	2021-22 Published and available on DGCI&S website. 2022-23 under process	Annual
2	Selected Statistics of Foreign Trade of India	2021-22 Published and available on DGCI&S website. 2022-23 Published and available on DGCI&S website.	Annual

D. Data Analytics work for various Policy Evaluation

DGCI&S, Kolkata has been consistently playing a pivotal role over the years in furnishing and disseminating Trade Statistics of India for the wide and diversified use of Government policymakers, industry bodies, traders (exporters & importers), research think tanks, academicians, as well as multilateral and international organisations. The trade statistics are collated and compiled from diversified sources and are subsequently disseminated in varied forms / formats with relevant trend analysis under classified heads comprising merchandise exports and imports, services sector trade, inter-state movement of goods, in land coastal trade, foreign and coastal cargo movements of India, etc.

Additionally, this Organisation regularly attempts to publish a Monthly Report on merchandise exports and imports which involves detailed trend analysis and factoring in the plausible reasons behind observed trends and developments, to facilitate India's Foreign Trade policy making through a review of granular data to the extent possible. The Indian Trade Journal, an integral segment of this office has been engaged in the process of disseminating basic analytical reports on India's trade with different countries and India's trade of different commodities, inter-alia based on DGCI&S database, UNCOMTRADE database, and reports of Indian Embassies / High Commissions abroad.

Concerted efforts are being made to develop and contribute more towards policymaking and analysis by way of strengthening and developing commodity groups and country-specific reports which may provide relevant insights for bilateral and multilateral trade negotiations as well for adopting sector-specific trade promotion measures that are crucial for India to make a mark in global trade landscape which may at the same time boost the manufacturing sector, generate more employment opportunities, and foster economic growth.

7. Government eMARKETPLACE (GeM)

In 2023-24, the Government e-Marketplace (GeM) continued its mission to promote digital transformation in Government procurement. GeM achieved significant milestones in enhancing the usability and accessibility of the platform, making it easier for Government organisations to procure goods and services efficiently.

Some of the major achievements and enhancements on the GeM portal are as follows:

- Impressive GMV milestone:** GeM has achieved a remarkable milestone by surpassing Rs. 2.5 lakh crores in Gross Merchandise Value (GMV) within the first nine months of FY 23-24.
- Historic services GMV:** As of 31st December 2023, the GMV of services has reached Rs. 2.21 lakh crores since its inception. In FY 2022-23, the GMV of services was Rs. 66,159 crores. Within the first nine months of FY 2023-24, the GMV of services had already exceeded Rs. 1,17,452 crores surpassing the previous FY GMV from services.
- Vibrant Marketplace:** The portal has more than 11,930 product categories and over 318 service categories, and it is home to more than 1,38,176 buyer organisations. The total number of orders placed on GeM is close to Rs. 1.88 crores, with a cumulative GMV of more than Rs. 6.44 lakh crores since inception.
- MSE Participation:** Over 8.87 lakh Micro and Small Enterprises (MSEs) are registered on the GeM portal, and they have received orders totaling more than Rs. 3.10 lakh crores, contributing to over 48.15 percent of GeM's cumulative GMV.
- Women-Led MSEs:** More than 1.55 lakh MSEs led by women entrepreneurs are registered on GeM, having fulfilled more than 8.62 lakh+ orders worth Rs. 21,539 crores till 31st December 2023.

- **Supporting Start-ups:** To spur the “Make in India” movement, GeM has helped more than 22,290 start-ups establish their presence in the Indian marketplace. These firms have processed orders worth more than Rs. 20,321 crores in GMV.
- **Integration Initiatives:** GeM was seamlessly integrated with the e-Gram Swaraj platform, inaugurated by the Hon'ble Prime Minister on 24th April 2023, in Rewa, Madhya Pradesh.
- **Global access via Access Virtual Desktop (AVD):** GeM can now be accessed from foreign locations via a secured platform called AVD. This move will be beneficial for specific buyers from the Indian Embassies abroad.
- **Dispute resolution features:** GeM introduced the Vivad se Vishwas-II (Contractual Dispute) functionality, a valuable feature for resolving disputes between buyers and sellers, applicable to disputes of up to Rs. 500 crores.
- **Next-Gen GeM Platform:** GeM has successfully onboarded a new Manage Service Provider viz. Tata Consultancy Services for designing and developing the next GeM platform with extensive use of new age cutting edge technologies for ease of its users and for bringing more efficiency and transparency.
- **Transaction Charges Slab and Percentage changes:** GeM has revised its transaction policy and the same has been implemented on the GeM portal.
- **AI-ML Based Decision Support:** GeM is in the process of implementing AI / ML-based advanced analytics on the GeM portal which will help GeM in reducing the anomaly and frauds. These AI-based models will provide real-time / near real-time feedback on various transactions happening on GeM and will help a buyer in informed decision-making as well as will prevent anomalous transactions.
- **GeM Sahay:** In a bid to address credit access challenges faced by MSMEs and Start-ups, GeM has rolled out GeM Sahay – a mobile application that provides frictionless financing for MSMEs and start-ups, allowing them to obtain a loan at the point of order acceptance on the GeM platform. The platform allows all lenders, duly regulated by the Reserve Bank of India, to participate and also provides capital to GeM sellers.
- **Limited Tender:** Limited tender functionality has been enabled for the CPSE buyers. The Buyer can enter the bidders' seller IDs which will get published in the bid document. Only

those limited sellers can participate who have been mentioned in the bid document by the buyer.

- **CSC, India Post Services:** GeM, CSC-SPV, and India Post had inked a Memorandum of Understanding (MoU) for the advocacy, outreach, mobilization, and capacity-building of last-mile Government buyers, sellers and service providers in public procurement. With this integration, all last-mile Government buyers, sellers, and service providers are availing the logistics services and facilities over GeM through the India Post facilities located in the remotest parts of India.

8. TRADE FACILITATION INSTITUTE (IDI, IIP, IIFT)

A. Indian Diamond Institute (IDI)

Indian Diamond Institute (IDI) was established, in 1978 under the Societies Registration Act, of 1860 and also under the Bombay Public Trust Act, of 1950, with a focus on providing vocational education in the field of Diamonds, Gems, and Jewellery.

The Institute's Gemmological Laboratory is engaged in testing and identification of Diamonds, Gemstones, and Jewellery, and issuing a Diamond Grading, Gemstone Identification, and Diamond Jewellery Quality report. The Institute's Diamond Grading Laboratory is authorised by the DGFT, MoC&I, as per Chapter 4 of the FTP 2015-2020 for certification / grading of Diamonds. The IDI also operates the Diamond Detection and Resource Centre (DDRC) at its Katargam campus to provide diamond screening services to small / medium diamond manufacturers / diamond traders / jewellers at affordable rates. IDI also conducts various workshops / seminars on “Synthetic Diamond Identification” to spread awareness in the G&J trade.

B. Indian Institute of Packaging (IIP)

The Indian Institute of Packaging (IIP) an autonomous body under the aegis of the Department of Commerce, Ministry of Commerce & Industry, Government of India, established in 1966 under the Societies Registration Act, of 1860.

i. Training, Education, and Capacity Building Programs

A total of 204 Post Graduate Diploma in Packaging students passed out in 2022-23 and successfully

placed in reputed companies. About 82 students passed the Diploma in Packaging through correspondence. 52 students passed the certificate course in Certified Packaging Engineer (CPE).

IIP conducted various training programs for exporters/traders on Packaging of Low-Cost Fruits and Vegetables, Standard and Regulation Export Packaging, Paper and Paper Board Packaging, Testing & Quality Evaluation of Various Packaging Materials, "Food Packaging and Safety Requirements," "Engineering & Electronic Goods, etc.

ii. Packaging Design & Development

IIP has designed and developed new packages for 5 district handicraft products of Uttar Pradesh under One District One Product (ODOP). The institute has also designed and developed innovative packaging for M/s North East Cane and Bamboo Development Council. Design and development of transport packaging of Ash Bricks was also done for M/s NTPC Ltd

iii. Testing & Certification

Year	No. of Certificates Issued (International Maritime Dangerous Goods) IMDG	No. of Certificates Issued (International Civil Aviation Organisation) ICAO
2021-22	7741	1798
2022-23	6218	1345
2023-24 (As of 31 st December 2023)	5217	1028

iv. Research & Development

The institute received the following research project

- Design and Development of Packaging for Assistive Devices for M/s Artificial Limbs Manufacturers Corporation of India
- Packaging Solutions for 21 potential APEDA scheduled GI Tagged and Organically Grown Agricultural Products" sponsored by APEDA

v. Other Achievements

- The institute collaborated and signed MOUs with (1) North Eastern Handicrafts and Handlooms Development Corporation Limited (NEHHDC), Meghalaya, (2) National Institute of Food, Entrepreneurship and Management, Thanjavur, (3) Tamil Nadu Veterinary and Animal Sciences University on 14th May 2023
- IIP received a sanction of Rs. 547.83 lakh from the Department of Agriculture, Government of Odisha to conduct awareness training programmes for SHGs and packaging design and development, and handholding programmes for 3 years
- IIP received Rs. 36 lakh from Odisha Rural Development and Marketing Society (ORMAS), Government of Odisha to conduct awareness training programmes for Farmers Producers Organisation (FPOs)

C. Indian Institute of Foreign Trade (IIFT)

Indian Institute of Foreign Trade (IIFT) was set up on 2nd May 1963 as an autonomous Institution under the aegis of the Department of Commerce, Ministry of Commerce & Industry, Government of India with a focus on Foreign Trade-related research and training.

i. Executive Management Programmes (EMP) Division

The Executive Management Programmes (EMP) Division has been conceived to provide training to Government officials, diplomats, entrepreneurs, exporters, the corporate sector, and civil society members to develop a broader understanding of issues related to international business and its implications on trade policy. EMPD initiates programmes designed to generate views, opinions, and analysis of contemporary trade and economic issues which are of interest to different countries, particularly developing countries.

ii. Management Development Programmes (MDP) Division

The Management Development Programmes (MDP) Division of the Institute offers regular training programmes to the Officers / Executives of Government / PSUs, Corporate and Private Sector in the area of International Trade, International Marketing, Finance, Export Import Management, Global Supply Chain Management, Strategic

Management, Human Resource, IT, Capacity Building for SEZs, Data Analytics, Trade Analytics, etc. The division also conducts various in-service training programmes for various officers of the Government of India including IAS and other All India Service.

IIFT is a nodal institute for conducting a nine-month residential foundation training programme for the Indian Trade Service Probationers. Besides, the Institute also conducts training programmes for the Officer Trainees of the Indian Revenue Service, Indian Foreign Service, Indian Economic Service, Indian Statistical Service, etc.

The institute is conducting a series of online certificate programmes on “Export Import Business” for exporters and entrepreneurs spread across the country under the Niryat Bandhu Scheme of DGFT, Government of India. So far, more than 1350 exporters and entrepreneurs have been provided training under the scheme. Recently, at the initiative of DGFT, IIFT launched Niryat Bandhu programmes through MOOC (Massive Open Online Course) platform. This programme can be attended by anyone anywhere through online mode.

Further, the division also conducts the following long-duration programmes through hybrid / online / on-campus mode.

- Post Graduate Certificate Programme in International Business & Finance.
- Certificate Programme in Export and Import Management through Hybrid mode.
- EDP on Strategies for International Business.
- EDP on Global Supply Chain Management.
- Certificate course in Global Supply Chain Management for the officers of the Armed Forces through DGR.

iii. Graduate Studies in Management (GSM) Division

The Graduate Studies in Management (GSM) Division of the Institute is the nodal division of full-time / long-duration programmes. The division processes the admission to the Institute's Full Time MBA, week-end MBA, and certificate programmes, besides providing administrative and academic support.

iv. Economics Division

The M.A. (Economics – Specialisation in Trade & Finance) Programme has been launched in IIFT to

impart advanced knowledge in Economics. The Programme is conducted simultaneously in Delhi and Kolkata. It assimilates curriculum & teaching pedagogy from the economics Departments of the best universities in the world. Emphasis is laid on the latest developments in the field of theoretical Economics and their empirical applications. In addition to classroom interactions, careful attention is provided to every student in tutorials as well as group classes. The Ph.D. in Economics (full-time) Programme offered at IIFT is one of the most preferred research degree programme available in both Indian and Overseas Universities / Institutes.

v. Research Division

Research holds great significance in the growth of the Institute as it provides a strong interface between the creation of knowledge and training. The institute has developed substantial consultancy capacity in analysing international business scenarios and developing appropriate corporate strategies.

The Institute has also been successfully bidding for both national and international projects. The Research Division keeps organising crucial national and international conferences on contemporary themes from time to time, which brings together eminent resource persons both from multilateral bodies, the Government sector, and renowned academic institutions. The Ph.D. Programme (Management) offered by the division is immensely well-acclaimed.

vi. Division of Alumni Affairs (DAA)

The DAA has been carrying out all the regular annual activities like the Regional Chapter Meets, the IIFT Conclave, the Grand Alumni Reunion, Alumni Roundtable, Batch Meets, and various other activities to keep the alumni engagement with the Institute growing and meaningful. IIFT alumni hold top positions in different professions across the corporate, public sector, media, sports, and academia. Alumni provide considerable help, support, and guidance regularly for organising summer and final placements, Guest Lecture Series, corporate competitions, live projects, mentorship, and other institute-industry interface activities for the students.

vii. Corporate Relations and Placement Division (CRPD)

The Placement Committee, which is an elected body of the students of the MBA International Business Full-Time Program, functions under the Corporate Relations and Placement Division. The Placement Committee has the mandate to reach out to the corporate sectors and administer the

summer internships and the final placements process at the Institute.

The Placement Committee is guided by the Head of the Division in these endeavours. It does the pitching, inviting company stalwarts for guest lectures, engaging corporate sectors for the summer internship programme, and securing final placements of the graduating students.

Indian Institute of Foreign Trade (IIFT) concluded Final Placements for the 2021-23 batch of its Flagship MBA(IB) Programme. The placement cycle saw participation from 108 reputed recruiters across diverse domains and industries. It witnessed an average CTC of Rs. 29.1 lakh per annum and the median CTC stood at Rs. 26.5 lakh per annum. The highest international CTC offer stood at Rs. 85.40 lakh per annum.

The final placements, along with the 100 percent placements for the Summer Internships of the 2022-24 batch completed earlier on, mark an exceptional achievement in challenging times.

viii. Journal Division

a. Monthly Seminar Series

The Journal Division has taken the initiative to start a monthly seminar series. In this seminar, external experts are invited to present an academic research paper / topic and to interact with faculty members / research scholars at IIFT. One of the primary purposes for such events is to foster a research culture among faculty members and students.

b. Publishing Focus WTO. IB Journal and IIFT Quarterly Newsletter

Journals Division publishes in-house quarterly publications of IIFT which publishes full-research papers, case studies, monographs, book reviews, and synopses of doctoral dissertations in international business and management research.

c. Publishing Foreign Trade Review

The Journals Division publishes Foreign Trade Review (FTR), which includes Research Articles, commentary, and book reviews in the domain of theoretical and empirical issues in cross-border issues.

ix. Centre for Distance and Online Education (CDOE)

The Centre for Distance and Online Education (CDOE) was set up in the Institute in 2021 to provide access to quality education to the remotest places in the country as envisaged under the New

Education Policy (NEP) 2020. The CDOE offers the following programmes:

- Executive Post-Graduate Diploma programme in International Business (EPGDIB)-Online (15 months duration)
- Certificate programme of 4 months duration on 'Growth and Transformation through FinTechs'
- Online MDP on INCO Terms
- The division has completed the EPGDIB (Online) programme for the academic year 2021-23, including a domestic port visit
- The MBA (IB) online programme for the academic year 2022-24 was launched in November 2022

x. Centre for North Eastern Studies (CeNEST)

IIFT in collaboration with the North Eastern Council (NEC) established CeNEST (Centre for North Eastern Studies) in 2016. The secretary of NEC is also the Chairman of the Apex Body of CeNEST. The Centre includes members of Stakeholders who are representing all the Northeastern States. The Centre is involved in training, research, and networking in all the Northeastern States towards improving exports. The Centre has already established an export clinic in Guwahati for the state of Assam, with the support of the Industries Department. Through the clinic, the Centre has commenced workshops to be conducted in all the districts of Assam. The success of the Assam model has also helped the Centre to replicate the same in the other states of the Northeast. The centre also conducts different research studies on contemporary issues impacting International Business for the different states of Northeast including Assam.

9. PUBLIC SECTOR CORPORATION (ECGC, MMTC LTD., PEC LTD., ITPO, NCTI, STC, STCL LTD.)

A. ECGC Ltd (Formerly Export Credit Guarantee Corporation of India Ltd.)

ECGC covers export transactions destined to more than 200 countries of the world. It has supported over 7,000 distinct exporters through direct credit insurance cover and over 9,000 exporters through credit insurance covers to banks, more than 90 percent of its customers belong to small exporters segment. ECGC has supported total exports of

Rs. 6.63 lakh crores during 2022-23, which is around 18 percent of national merchandise exports from India. It has also supported around 30 percent of total export credit disbursement by all the banks in India during FY 2022-23, through Export Credit Insurance for Banks (ECIB) covers extended to twenty-one banks which includes all the

nationalized banks and nine private sector banks. It has settled claims of over Rs. 7,800 crores during the last 9 financial years (between FY 2014-15 to 2022-23).

ECGC has supported total exports of Rs. 6.63 lakh crores during 2022-23. The details of export supported over the last five years are as under:

(Values in Rs. crores)

Year	2019 -20	2020-21	2021-22	2022-23	2023-24 (Up to 31.12.23)
Value of Exports Supported	5,61,606	6,02,801	6,18,841	6,63,602	4,93,665

Performance of ECGC for FY 2023-24 (as on 31st December 2023)

(Values in Rs. crores)

S. No.	Performance Parameter	FY 2022-23	FY 2023-24 (Up to 31.12.23)
1	Total Number of Insurance Covers	24,895	19,517
2	Total Maximum Liability	1,14,777	1,12,326
3	Total Business Covered (Risk Value)	6,63,602	4,93,665
4	Total Premium Amount	1,197	881

In order to expand its business and coverage of national exports, it has recently taken the following initiatives:

- Enhanced cover of 90 percent (from an average 70 percent cover) to small exporters having aggregate export credit working capital limit up to Rs. 50 crores under its Whole Turnover Export Credit Insurance for Banks (WT-ECIB) w.e.f. 1st July 2023. This is aimed at encouraging the banks to lend affordable and adequate export credit to small exporters enabling them to explore new markets / new buyers and diversify existing products portfolio competitively.
- Revamped some of its existing products like Multi Buyer Exposure Policy (MBEP), Export Receivables (Factor's Risks) Insurance Cover (ERIC) commonly known as 'Cover for factors' in Indian rupee, and 'Domestic Credit Insurance Cover'.
- Expanded its services from ECGC IFSC Insurance Office, GIFT City, Gandhinagar, and introduced new product ERIC in foreign currency.

Further, ECGC has signed an MoU with the Ministry of MSME for implementing the 'Capacity Building of First Time MSE Exporters' (CBFTE) component of International Cooperation (IC) Scheme. The objective of the CBFTE scheme is to enable the Micro and Small Enterprises (MSE) to promote their products and services in the international markets through incentivisation at various stages of the business cycle. Under the CBFTE scheme, refund of premium up to Rs. 10,000/- in a financial year is allowed to the new exporters holding 'Small Exporter's Policy', subject to certain eligibility criteria. This move is expected to encourage MSE exporters to venture into exports and reduce their transaction cost towards credit insurance covers.

B. MMTC Limited

MMTC Limited was incorporated in 1963 as an independent entity primarily to deal in exports of minerals and ores and imports of nonferrous metals. Later, it diversified its business portfolio keeping in view national requirements / new business opportunities, and various commodities like fertilisers, bullion, agro, etc. were progressively added to the portfolio of the company.

The business operations of MMTC have been reviewed and currently it is not undertaking any business activity.

i. Initiatives

Swachh Bharat – Swachhta Action Plan (SAP)

During 2022 -23, MMTC undertook SAP activities to support the Swachh Bharat Abhiyan.

a. Clean Office Premises

- Display of slogans / signage and photographs related to Swachhta in office premises of MMTC at CO/ Regional / Sub-Regional Offices located across India.
- Proper up-keep and continuation of cleaning up operations of offices in MMTC Corporate Office, Regional Offices, and Sub- Regional Offices.
- Continuation of the weeding out campaign of old files / records in line with the Record Retention Schedule, by identifying and sending the same to the Record rooms in MMTC Colony.
- Regular cleaning and plantation of saplings / trees at Site Office in MMTC Colony.
- Conducting regular Swachhta pakhwada from 1st November to 15th November every year in all the offices of MMTC Limited.

b. Swachh Vidyalaya Initiative

- Involvement of the adopted School, Nagar Nigam Prathmik Vidyalaya, Malviya, Nagar, New Delhi, in the Swachhta Mission through participation in cleanliness drives.
- Beautification of the School premises i.e. cleaning, upbringing of plants, paints, plantation of saplings, repair activities, etc., regularly.
- Health and Fitness: To boost children for keeping themselves healthy, fit, and active.

c. Training and Development

For further enhancing / upgrading the skills of employees in the constantly changing business scenario, 189 employees were imparted training during the year in different spheres of company's activities. The training interventions held covered both functional and behavioural trainings. The employees deputed for training programs included 30 employees belonging to SC, 18 to ST, and 112 women employees.

MMTC also organised a three-day program on International Women's Day on work-life balance and happiness. MMTC also organised a program on the provisions of the POSH Act. MMTC participated in program organised by Preceptors of Heartfulness.

ii. Digital India

As a part of implementing Government of India's initiative of Digital India, MMTC is in the process of implementing e-Office Lite from NIC (An organisation under the Ministry of Electronics and Information Technology). e-Office software of NIC is a workflow-based software that can digitise the physical files, capturing notes on the file, decisions at various levels, issuing decisions as letters and notifications, etc. Implementation of e-Office shall result in improved productivity / internal processes and increased transparency in the decision making. In addition, 100 percent E-tendering is being followed in MMTC including E-Payments.

iii. Clean Energy

MMTC had set up a 15 MW capacity Windmill project at Gajendragad in Karnataka in 2007-08. The project has contributed to the development of the area by meeting some portion of energy needs of the Karnataka state. MMTC also earns income through wind generation.

iv. Financial Performance

MMTC achieved a trade turnover of Rs. 271.77 crores during 2022-23 as against the turnover of Rs. 7840.78 crores registered during previous fiscal. This turnover includes exports of Rs. 4 crores, imports of Rs. 63 crores, and domestic trade of Rs. 204.77 crores. MMTC made a profit of Rs. 1076.07 crores in 2022-23, mainly from disinvestment of NINL under aegis of DIPAM, GOI.

v. Subsidiary Company

MMTC Transnational Pte Ltd., Singapore (MTPL) is a wholly owned subsidiary company of MMTC. Currently MTPL is under liquidation under Singapore Laws.

vi. Neelachal Ispat Nigam Ltd. (NINL)

MMTC Ltd set up Neelachal Ispat Nigam Limited (NINL) - an Iron and Steel Plant of 1.1 million tonnes capacity, 0.8 million tonne coke ovens, and by product unit with captive power plant, jointly with Government of Odisha and others. The Government of India had accorded its in-principal approval for divestment of NINL, a Joint Venture Company, in which four Central PSUs i.e. MMTC, NMDC, BHEL, and MECON, and two Odisha Government companies i.e. OMC and IPICOL were shareholders. The Government had taken the decision to disinvest NINL so that successful strategic buyer may bring in new management / technology / investment for the growth of the company, and may use innovative methods for the development of the business operations of the company, which may generate more employment opportunities. Accordingly, the

Department of Investment and Public Asset Management (DIPAM) under the aegis of Ministry of Finance had initiated the process of disinvestment of NINL, which was completed on 4th July 2022.

vii. Corporate Social Responsibility

For the Financial year 2023-24, no CSR budget was approved by the Board of Directors as the company had incurred losses in the previous years, i.e. 2020-21, 2021-22, and profit in 2022-23. The CSR budget calculated in accordance with Section-198 of the Companies Act, 2013 i.e., 2 percent of the average of net profits of preceding 3 years, is

negative. As such, the company is not obligated to expend the mandatory allocation under section 135 of the Companies Act 2013.

C. PEC Limited

PEC Ltd. was formed on 21st April 1971 as a wholly owned subsidiary of STC. PEC Limited became an independent Company under the Department of Commerce w.e.f. 27th March 1991. Over the years, PEC Ltd. has been involved in export and import of various essential and industrial commodities. The company has stopped business operations since September 2019.

i. Performance

The overall performance of the corporation since 2016-17 is given below:

(Values in Rs. crores)

Items	2016-17	2017-18	2018-19	2019-20	2020-21	2021-22	2022-23
Revenue from Operations	4271.51	4470.91	627.87	8.32	0.00	0.00	0.00
Profit before Tax	(92.84)	(56.96)	(499.19)	(147.02)	(129.09)	(314.29)	(243.93)
Profit after tax	(92.84)	(56.96)	(499.19)	(147.02)	(129.09)	(314.29)	(243.93)
Dividend and Corporate tax							
Equity	60.00	60.00	60.00	60.00	60.00	60.00	60.00
Reserves	(1,139.97)	(1193.91)	(1693.10)	(1840.12)	(1969.21)	(2283.98)	(2526.86)
Net Worth	(1,079.97)	(1133.91)	(1633.10)	(1780.12)	(1909.21)	(2,223.98)	(2466.86)

ii. Sales Turnover

The sales turnover of the company since 2016-17 is given below:

(Values in Rs. crores)

Years	Sales Turnover
2016-17	4254.07
2017-18	4451.92
2018-19	617.87
2019-20	8.03
2020-21	0.00
2021-22	0.00
2022-23	0.00

iii. Exports and Imports

(Values in Rs. crores)

Items	2016-17	2017-18	2018-19	2019-20	2020-21	2021-22	2022-23
Export	63.27	327.61	51.97	7.79	0.00	0.00	0.00
Import	3980.11	3849.10	523.24	0.00	0.00	0.00	0.00

iv. Human Resource

As on 30th September 2023, the company has 35 employees out of which 7 employees are on deputation outside PEC.

v. Compliance

The company is following Government guidelines related to the use of Hindi in official work, citizen charter, public redressal mechanism, and RTI.

vi. Corporate Social Responsibility & Sustainability

With the introduction of Section 135 of the Act, the company has constituted a Corporate Social Responsibility Committee. The CSR Policy adopted by the Board of Directors is available on the company's website <http://www.peclimited.com>. PEC has been incurring losses since 2014-15, hence it has no obligation of incurring CSR expenditure.

D. India Trade Promotion Organization (ITPO)

India Trade Promotion Organisation (ITPO) is India's premier trade promotion agency providing a broad spectrum of services to trade and industry, and acting as a catalyst for the growth of India's trade.

With its Headquarters at Pragati Maidan, New Delhi, and regional offices at Chennai, Kolkata, and Mumbai, ITPO ensures representative participation of trade and industry from different regions of the country in its events in India and abroad.

Various activities and developments in ITPO during the period from 1st April to 15th December 2023

A. Bharat Mandapam

The Hon'ble Prime Minister inaugurated the new International Exhibition Cum Convention Centre and rechristened it as "Bharat Mandapam". At the inaugural ceremony, the Hon'ble Prime Minister extended his heartfelt congratulations and best wishes to every worker, brother, and sister associated with the construction of 'Bharat Mandapam', and called it as a gateway to global opportunities while dedicating it to the nation.



Hosting the G-20 summit at the world-class iconic Convention Centre marked a significant milestone in the history of ITPO. Overcoming challenges and working collaboratively with the various Departments and ministries of the Government of India and other agencies, ITPO dedicated its best efforts to complete the project on time. The successful completion allowed the iconic Convention Centre, known as Bharat Mandapam, to be proudly showcased to the world during the G-20 summit, representing the spirit of "Viksit Bharat."

i. Key Highlights of the G-20 Summit, 2023 hosted at Bharat Mandapam:

■ Efficient Facility Management:

- ITPO ensured high-speed internet, state-of-the-art audio-visual facilities integrated through multiple cameras, Mic systems, seamless and uninterrupted power supplies, air conditioning and precision lighting for appropriate effects in different facilities at Bharat Mandapam, etc.
- Robust Building Management System with around 67 critical services like flawless operation of lifts, escalators, air handling units (AHUs) and heating, Ventilation and Air Conditioning (HVAC) systems was deployed by ITPO.

■ Workforce Management:

- Collaborating between approximately 100 agencies such as NBCC, CBRE, RailTel, CDAC etc., ITPO ensured the summit's success.

- ITPO managed a diverse workforce of 2560 personnel and deployed them across 300 identified critical locations around the huge 123-acre campus.

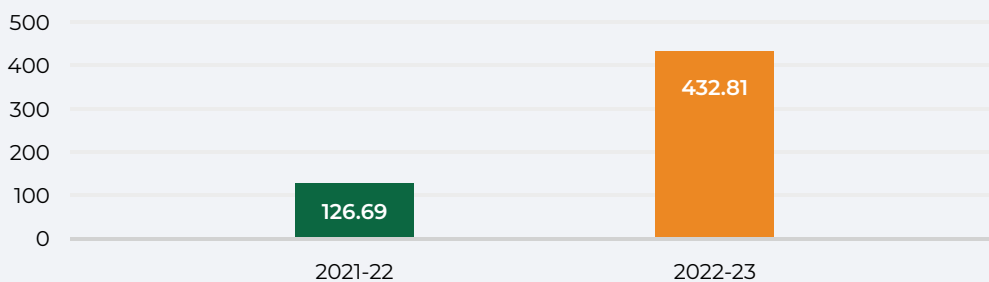
■ Efficient and Robust IT Infrastructure:

- ITPO deployed an efficient and capable technical team to provide seamless connectivity through 5G Internet.
- 3600 Man-days were invested for IT infrastructure, 1675 indoor antennas, over 35 km of radio frequency cable, and 25 km of fibre cable was deployed to provide uninterrupted telecom services at Pragati Maidan for the G-20 Summit.

ii. Financial highlights

During the year 2022-23, the total income generated by ITPO reached a historic milestone of Rs. 432.81 crores against Rs. 126.69 crores generated in the previous year.

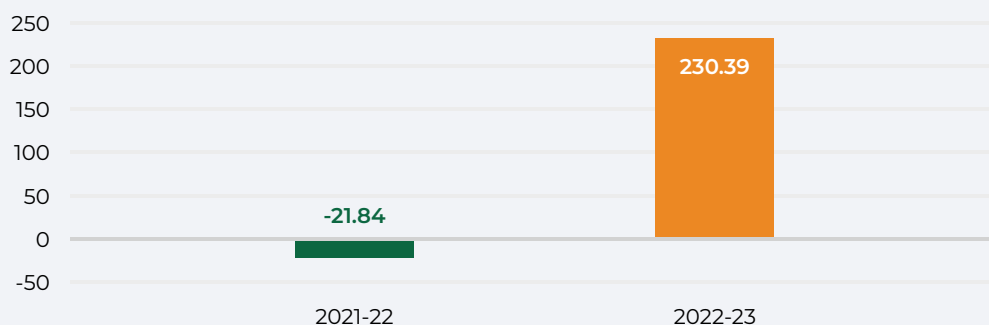
Total income generated by ITPO (In Rs. Crores)



ITPO has achieved a surplus of Rs. 230.39 crores

compared to the loss of Rs. 21.84 crores in the previous year 2021-22.

Net Income Comparison with previous Year (In Rs. Crores)



(Values in Rs. crores)

Unaudited Financial Highlights of the current year (up to 30th September 2023)

Revenue from Operation	224.84
Profit Generated	51.16

B. Domestic Fairs

ITPO organised its flagship event India International Trade Fair 2023, 42nd edition from 14th to 27th November 2023, at Bharat Mandapam, Pragati Maidan, New Delhi in Hall No. 1 to 14. The theme for this edition was "Vasudhaiva Kutumbakam - United by Trade". Smt. Anupriya Patel, the Hon'ble Minister of State for Commerce and Industry, and Shri. Som Prakash, the Hon'ble Minister of State for Commerce and Industry, Government of India inaugurated the fair on 14th November 2023.

i. Key Highlights of the 42nd India International Trade Fair, 2023**Exhibition Area:**

- The 2023 edition covered a vast exhibition area of 1,15,000 sq. m.

Participant Diversity:

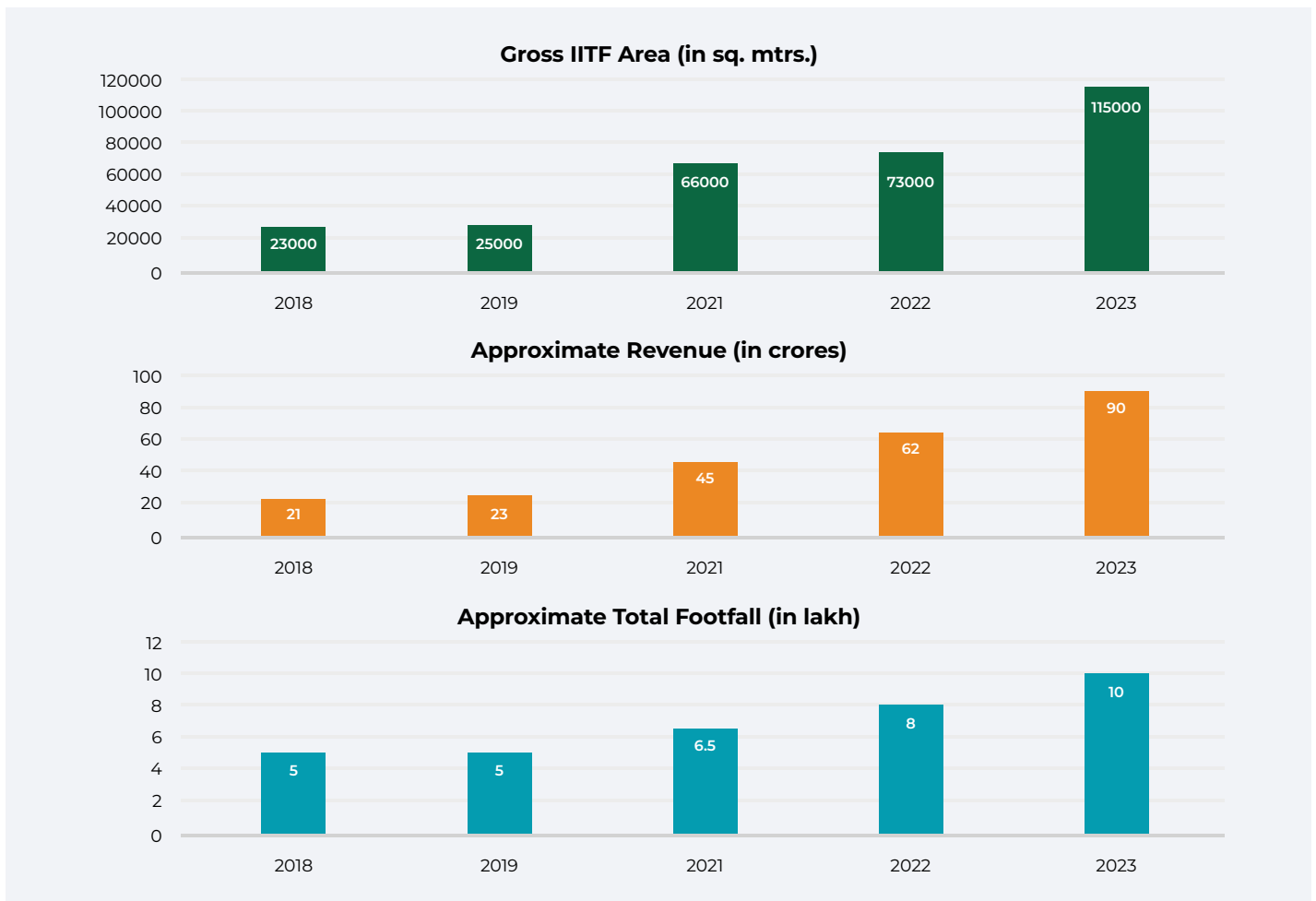
- Featured over 3500 exhibitors, representing a mix of Indian and international participants
- Engaged more than 470 participants, including marquee companies, self-help groups, artisans, women entrepreneurs, SC-ST entrepreneurs, and start-ups

Global Presence:

- Attracted 59 foreign entities from 12 countries, such as UAE, Afghanistan, Bangladesh, Oman, Egypt, Lebanon, Nepal, Thailand, Turkiye, Iran, Tunisia, and Kyrgyzstan

Visitor Turnout:

- The fair garnered substantial attention, drawing approximately one million visitors

Milestones achieved in 42nd India International Trade Fair, 2023

C. IT Infrastructure

G-20 Summit 2023

- Seamless telecom network and internet connectivity was provisioned during the event with a robust cyber security ecosystem.

India International Trade Fair 2023

- Mobile App for event related information dissemination with navigation facility through Beacon-based technology was developed for the event as a new digital initiative.
- Telecom network coverage was optimally maintained during the event through In-Building Solution deployment and telecom infra-augmentation to avoid any inconvenience to the exhibitors and visitors.

D. Fairs held abroad

During the year, ITPO promoted India's International participation and organised India shows in overseas trade fairs. Till mid-December, a total of 9 events were held in Europe, Africa / WANA, NAFTA, LAC, NEA, etc. Some of the major

- Mobile charging station facility was provided for exhibitors and visitors through deployment of portable power banks kiosks for the first time during the event.
- Online space booking facility for exhibitors and online ticket booking facility for the visitors were continued during the event.
- Bharat Mandapam Mobile App** has been developed. The app hosts information related to Bharat Mandapam and ITPO, upcoming events scheduled at Bharat Mandapam and Digital India Initiatives of the Government of India. Indoor route map facility and language translation facility are also available in the app.

events included Summer Fancy Food Show, New York (USA), SIAL, and Canada. The Thessaloniki International Fair, Thessaloniki, Greece, etc. were also successfully organised by ITPO.

ITPO participants in fairs held overseas



E. Fairs Organised by 3rd Party Organisers

i. Revival of Exhibition Industry (FY 2022-23)

- Approximately 70 third-party events held in Pragati Maidan exhibition halls
- Included Government events of national importance and high-profile corporate events

- Bharat Mandapam, inaugurated in July 2023, hosted an equal number of events

ii. Outreach Program for Event Participation

- Extensive outreach program conducted in preceding and current years
- Contacted State Governments, Central Government Ministries, Agencies, Export Promotion Councils, and Associations

iii. Promotional Tariff Policy (FY 2023-24)

- Introduced to boost the exhibition industry and promote events for India's trade
- Major venue and services provider announced a Promotional Tariff Policy
- Discounted space rentals offered until the end of FY 2023-24

iv. Policy Relaxations Post-COVID-19

- Objective: Revive exhibition industry post-COVID-19 restrictions
- Relaxations included:
 - Discount on space rentals
 - Liberalised policy on cancellation, rescheduling, and reduction in area
 - Relaxations in the payment schedule for delayed charges
 - Proved beneficial for the industry, allowing organisers to execute shows at Pragati Maidan with greater cost margins

F. Regional Trade Centres

i. Tamil Nadu Trade Promotion Organisation (TNTPO) at Chennai

- Managed by TNTPO, a joint venture of ITPO and TIDCO
- In 2022-23, Chennai Trade Centre hosted 83 exhibitions and 81 events in Exhibition Halls and Convention Centre, respectively
- TNTPO's total income surged to Rs. 46.87 crores from Rs. 18.85 crores in the previous year
- Net surplus reached Rs. 28.28 crores, considering 'Other comprehensive Income,' compared to Rs. 3.67 crores in 2021-22
- Board approved the construction of a multi-purpose hall (Exhibition / Convention) covering 20,322 sq. mtr. at a cost of Rs. 308.75 crores (including GST)
- Expansion plan to add 2 Convention Centres and 5 exhibition halls, totalling 35,677 sq. mtr., in 34.61 acres. Completion expected in 2024

ii. Karnataka Trade Promotion Organisation (KTPO) at Bengaluru

- KTPO located in a prime area in Export Promotion Industrial Park, Whitefield, Bengaluru.

- Managed by Karnataka Trade Promotion Organisation, a joint venture of ITPO and Karnataka Industrial Area Development Board (KIADB)
- In 2022-23, Trade Centre, Bengaluru, hosted 44 events, generating a total income of Rs. 9.30 crores, up from Rs. 3.95 crores in the previous year
- Net surplus increased to Rs. 3.83 crores, compared to Rs. 1.31 crores in the previous year

iii. Jammu & Kashmir Trade Promotion Organisation (JKTPO) at Pampore

- JKTPO is a Joint venture Company with the Government of Jammu and Kashmir holding 51.25 percent equity share
- ITPO, EPCH, and Carpet Export Promotion Council hold 40 percent, 4.55 percent, and 4.20 percent equity shares, respectively

G. Initiatives taken for the stakeholders

During the year, significant initiatives have been undertaken for improving and augmenting the infrastructure capacity and service delivery of ITPO. These include the following:

E-Enablement for ease of doing business: Online space booking system for domestic events, online booking of halls and service requirements for 3rd party events, Wi-fi facility in all old AC halls and new halls, E-ticketing for fair visitors, and E-procurement from GEMS / e-tendering introduced.

Customer-Friendly Measures

- Competitive Tariff Policy
- Single Point of Contact (SPOC) System
 - Implemented on Business Development Division's side for 3rd party events at Bharat Mandapam
- Strengthening Help Desk
- Regular Interaction
 - Initiative for regular interaction with participants and organisers
- Improvements in Online Portal

H. Progressive Use of the Official Language (Hindi)

To ensure proper implementation of the Official Language Policy of the Government of India in ITPO, an Official Language Committee has been constituted under the Chairmanship of CMD, ITPO, and its meetings are organised regularly to ensure maximum use of official language in Hindi.

I. Corporate Social Responsibility (CSR)

ITPO has been strictly adhering to the CSR and Sustainability Guidelines issued by Department of Public Enterprises and the applicable Act and Rules of the Companies Act 2013. The CSR initiatives / activities are implemented and monitored accordingly. The detailed policy about CSR initiatives of ITPO is available at <http://www.indiatradefair.com/csr.php>.

Rs. 20.00 lakh has been sanctioned towards the construction of 4 rooms and toilets at Ashram Shala, Adadara Village, Distt. Panchmahal, Gujarat for ST students for support in Education and Health in the rural district of Panchmahal.

J. National Centre for Trade Information (NCTI)

National Centre for Trade Information (NCTI) has discontinued its activities after the Cabinet in its meeting dated 17th December 2020 had approved the winding up / voluntary liquidation of NCTI. Currently, NCTI is under liquidation process.

K. The State Trading Corporation of India Ltd. (STC)

STC was set up on 18th May 1956 under the administrative control of the Ministry of Commerce and Industry (MOC&I) and has played an important role in the country's economy. STC arranged imports of essential items of mass consumption (such as wheat, pulses, sugar, edible oils, etc.) and industrial raw materials into India, and contributed significantly to developing exports of a large number of items from India from time to time. STC was one of the nominated agencies for the import of bullion, urea, etc.

STC is not undertaking any business activity and has closed all its branch offices spread across the country and only representative offices with 1-2 managers have been retained to attend to legal, recovery and other important matters. STC account was classified as NPA by the lender banks in March / June'18 and STC is in discussion with banks for One Time Settlement (OTS).

i. Performance: 2022-23

a. Turnover

During the year 2022-23, the company did not undertake any business activities but continued the monitoring of counter trade obligations as per directions of the Department of Commerce.

b. Profitability

During the year 2022-23, the company reported a net profit (after tax) of Rs. 33 crores as against a net loss (after tax) of Rs. 94 crores reported during the year 2021-22. The same was mainly due to enhanced rental income from JVB and reduction in establishment cost in view of overall reduction in the manpower of the corporation.

STCL Limited

STCL Limited was incorporated as 'Cardamom Trading Corporation Limited', a Private Limited Company in 1982. In 1987 it was renamed as "Spices Trading Corporation Limited". In 1999, it became a subsidiary of The STC of India Ltd. In August 2004, it was renamed as "STCL Limited".

The authorised share capital of the company is Rs. 5 Crores. The paid-up share capital is Rs. 1.5 crores. The entire paid-up capital is held by STC of India Ltd. The net worth of the company is Rs. (- 4558.19) crores as on 31st March 2023.

After Union Cabinet decision on 13th August 2013 regarding winding up of STCL Limited, the Company stopped all business activities from 2014-15. Presently, the company is under closure and is pursuing various legal cases including Arbitration cases for the recovery of its dues from the business associates and adhering to other statutory requirements.

10. EXPORT INSPECTION COUNCIL (EIC)

The Export Inspection Council (EIC) was established by the Government of India under Section 3 of the Export (Quality Control and Inspection) Act, 1963 to ensure sound development of export trade of India through Quality Control and pre-shipment Inspection, and for matters connected thereof. The EIC is an advisory body to the Central Government for notification of commodities, which are subjected to quality control, standards, inspection etc. before they are exported.

The EIC provides mandatory certification for various food items, namely animal casings, black pepper, basmati rice and non-Basmati rice (for export to EU), crushed bones, ossein and gelatine, egg and egg products, feed additives and pre-mixtures, fish and fishery products, fresh poultry meat and poultry meat Products, Fruit and Vegetable Products, Honey, Milk and Milk products, peanut and peanut products (EU and Malaysia).

Other food items that are not notified under the Act, are also being certified under Voluntary Certification Scheme, as per the importing country's requirements. Export certification is carried out by EIC's field organisations Export Inspection Agencies (EIAs), and is based on two systems, namely, Consignment Wise Inspection (CWI) system and Food Safety Management Based Certification (FSMSC) system, which is based on Hazard Analysis Critical Control Points (HACCP). These systems are designed in such a way to ensure the compliance to the requirements of importing countries. EIC certification is accepted globally.

In this era of changing dynamics of food safety regulations and certification, the EIC has transformed its role and functions to build up the confidence among the trading partners across the globe. The EIC has been instrumental in evolving the stakeholders including exporter fraternity to meet the changing requirements of the importing countries with rising prevalence of food safety incidents.

i. The Major Activities of the EIC

- Approval of processing establishments based on Food Safety Management System to ensure safety and quality of commodities meant for export as per importing countries standards
- Pre-shipment inspection and certification based on Consignment Wise Inspection (CWI) to assure quality of export commodities as per laid down specification
- Issuance of Preferential Certificate of Origin for export products under various preferential tariff schemes
- Issuance of different types of certificates, namely, Health Certificates, Authenticity Certificates, Non-GMO Certificates etc. under various export certification schemes
- Recognition of Inspection Agencies and Laboratories

ii. Commercial Relations, Trade Agreements & International Trade Organizations

The EIC, since its establishment is playing a crucial role in promoting export trade from India through its quality control and inspection activities by ensuring compliance of the requirements of importing countries. The quality assurance activities of EIC help to facilitate worldwide access for Indian exports and instil confidence in the importers as well as importing countries authorities

about quality and safety of Indian products. In line with the national and international needs, EIC continues to strive to achieve Memorandum of Understandings (MoUs) / Mutual Recognition Agreements (MRAs) / Equivalence Agreements / Recognitions / Cooperation Arrangements with the major trading partners. These arrangements facilitate acknowledgement of EIC's Certification System by regulatory authorities of importing countries and avoid multiple border inspections.

The EIC has transformed its resources and service quality with specific aim to fulfil the initiatives taken by Government of India on ease of doing business and digital India with core objective to provide increased opportunity for export of food commodities vis-a-vis international needs. The EIC is actively collaborating with other stakeholders, like, other promotional boards, exporters, importing countries authorities, industry associations, chambers of commerce in building infrastructure, skill upgradation, technical competence, and analytical capability. The EIC proactively developing its own competence to meet any future challenges related to SPS measures imposed by the developed countries.

The key activities of EIC / EIAs during the year 2023-24 so far are given below:

■ Interactive Sessions on SPS-TBT Issues

EIC conducted an Interactive Session on 'SPS-TBT Issues in Milk and Milk products, Fruits and Vegetables Products, Rice, Peanut, Spices, Millets Cereals and Pulses, Feed Additives, and other Products" with MSME Tamil Nadu, CFTRI, APEDA, Spices Board, FIEO, Tamil Nadu Department of Animal Husbandry, NDRI, TANUVAS and ICAR-NRC for Banana on 12.04.2023. Smt. Sigy Thomas Vaidhyan, IAS, Industries Commissioner and Director of Industries and Commerce, inaugurated the session. The sessions were organised by Export Inspection Agency-Chennai and attended by approximately 75 exporters. During the session the exporters were made aware of the role of the EIC in export from India. Queries raised by the exporters were also addressed during the sessions.

■ Market access of Dairy Products to Russia

The Federal Service for Veterinary and Phytosanitary Surveillance (FSVPS), Russia vide their notification dated 17th April 2023 (received through EOI, Moscow on 18th April 2023), has allowed the market access of Dairy products from two Indian export establishments.

■ Interactive Session for Export Fraternity

Export Inspection Agency - Kochi, in collaboration with Seafood Exporters Association of India (SEAI) arranged an interactive session with exporters from Fish and Fishery Products (F&FP) establishments of Kochi region on 29th May 2023. Joint Director (In-charge) of EIA-Kochi welcomed all the participants during the event. Senior Officers from EIA-Kochi also joined meeting and informed about the latest updates on F&FP scheme. The session was targeted at understanding the concerns of the export fraternity and to apprise them on the latest updates in the sector of F&FP Scheme of EIC. Through this meeting the exporters were guided by EIA Kochi, about the requirements of the exporting countries, to which India is offering its export services. Total 75 participants attended the meeting.

■ Participation of EIC in CODEX

Officer from EIC was a part of the Indian delegation led by Shri Praveen Kumar, Director, Export Inspection, Department of Commerce, Government of India, that participated in the 16th Session of the Codex Committee on Contaminants in Foods (CCCF) held in Utrecht, Netherlands (Kingdom of the Netherlands), from 17th to 21st April 2023. An Indian delegation led by Dr. M. Balaji, Joint Secretary, DoC and Director (I&Q / C) EIC, participated in the 26th Session of Codex Committee on Food Import and Export Inspection and Certification Systems (CCFICS26) held in Hobart, Tasmania, Australia, from 1st to 5th May 2023. The delegation of India during plenary of CCFICS26 presented discussion paper along with project document on new work proposal for "Guidance on appeals mechanism in the context of rejection of imported food". There was general support for the proposal, and it was recognized that the subject was within the scope of the CCFICS, and there was value in progressing the work. CCFICS26 requested that India, assisted by Nigeria, to prepare an updated discussion paper and project document, prior to further consideration at CCFICS27, considering the comments made at the session.

iii. Participation of EIC in Global Food Regulators Summit (GFRS) - 2023

The Export Inspection Council (EIC) participated in the 'Global Food Regulators Summit (GFRS) - 2023'. The GFRS 2023 was organised by the Food Safety and Standards Authority of India (FSSAI) from 20th to 21st July 2023 at Manekshaw Centre, New Delhi. The EIC participated in Global Food Regulators Summit (GFRS) - 2023 by putting up a stall in the event. Shri SP Singh Baghel, the Hon'ble Minister of State for Health and Family Welfare, visited the stall of EIC on 21st July 2023 and appreciated the role of the EIC in food safety ecosystem. Dr. J.S. Reddy, Additional Director, EIC, delivered a talk during a panel discussion on the topic "Impact of Animal Feed and Nutrition on Food Safety" conducted on last day of GFRS 2023 on 21st July 2023.

iv. Capacity Building in Seafood Sector

EIA-Kochi sub-office-Mangalore and EIA-Chennai sub-office Visakhapatnam organized Capacity Building programs on 'Training Program for Fish and Fishery Products Units, On Regulations Of Importing Countries and HACCP' and 'Microbiological Testing of Fish and Fishery products, GOI notification, Executive Instructions and Regulations on Exports of Fish and Fishery products' on 12th August 2023 and 21st to 25th August 2023 at Mangalore and Visakhapatnam respectively, to sensitise the technologists. Objective of these programmes was to train the technologists of fish and fishery product establishments for microbiological testing in Seafood and to resolve their queries pertaining to microbial testing. This will facilitate export of safe products free from microbiological contamination.

11. NATIONAL EXPORT INSURANCE ACCOUNT (NEIA) TRUST

- The Government of India established NEIA Trust in 2006 to promote project exports from India that are of strategic and national importance. The trust was set up with an initial corpus of Rs. 66 crores. Government has contributed Rs. 4,741 crores into the Trust over the years. The total corpus available with the Trust as of 31st December 2023, was Rs. 2,896.12 crores, however, the corpus available with the Trust for underwriting fresh proposals, as of 31st December 2023 is Nil after accounting for income and expenses.
- As of 31st December 2023, 241 projects of Rs. 61,577 crores executed by 81 Indian Project exporters in 58 countries have been supported by the NEIA Trust. The major sectors covered under the NEIA facilities are Construction, Supply of engineering goods, Water Treatment Plants, Oil Refineries, Hydro Power Plant, Power Transmission and Distribution projects, etc. As of now, the Trust has supported the projects in the countries which are strategically important for India like Bangladesh, Cameroon, Cote D'Ivoire, Ethiopia, Ghana, Iran, Maldives, Mauritania, Mongolia, Mozambique, Senegal, Sri Lanka, Suriname, Tanzania, Zambia, Zimbabwe etc.
- The NEIA through its cover for project exports helps make Indian project exporters more competitive and gain a stronger foothold in regions of national strategic interest. In its journey to support the Medium- and Long-Term (MLT) exports from India, the NEIA Trust, as of 31st December 2023 had paid claims amounting to Rs. 5,000.53 crores on account of defaults of overseas buyers under the various cover facilities extended.

Chapter 9

PROGRAMMES UNDERTAKEN FOR THE WELFARE OF SCs / STs / OBCs, WOMEN AND PERSONS WITH DISABILITIES

The Department of Commerce liaises with the attached and subordinate offices, autonomous bodies, Public Sector Undertakings, and Commodity Boards under its administrative control for proper implementation of the directions of the Government of India related to the reservation as well as other welfare measures for the SCs, STs, OBCs, EWSs, and PwD categories.

There are two separate liaison officers (one for SCs / STs / PwDs, and the other for OBCs / EWSs) functioning in the Department of Commerce. The liaison officers ensure prompt disposal of the grievances of the SC / ST / OBC / PwD / EWS category employees and make sure that the various benefits admissible to the reserved categories are complied with by the associate organisations of the Department. In addition to this, a separate 'Internal Grievance Committee' for Scheduled Tribes community employees and Scheduled Castes community employees of the Department of Commerce (proper) has been constituted.

The welfare activities undertaken by different organisations attached to this Department are given in the succeeding paragraphs.

1. WELFARE OF SC, ST, OBC, and EWS

A. The Marine Products Export Development Authority.

Secretary, MPEDA is the liaison officer for SC / ST / OBC category employees.

B. The Project and Equipment Corporation of India Limited (PEC Ltd.)

Government directives / instructions regarding SCs / STs / OBCs / EWSs are duly complied with in PEC.

C. Minerals and Metals Trading Corporation (MMTC Ltd.)

The total strength of employees in MMTC as of 30th September 2023 was 401 (including board-level executives and MICA employees), out of which 87 (21.70 percent) employees belong to the SC category, 64 (15.96 percent) to the ST category, and 53 (13.22 percent) to the OBC category. Women employees represented 19.45 percent (78 employees) of the total manpower.

SCHEDULED CASTE AND SCHEDULED TRIBE

i. Liaison Officer

Liaison officers have been appointed in the Corporate Office as well as the Regional Offices to ensure compliance with the orders and instructions of the Government directives about reservation and other concessions as admissible.

ii. Relaxation / Concessions

The concessions / relaxations extended to candidates belonging to the SC / ST category in direct recruitment are as below:

- Age relaxation up to 5 years
- Relaxation of 5 percent in qualifying marks in written test / personal interview
- Relaxation in percentage of marks in prescribed educational qualifications to the extent specified under the recruitment rules

With regard to Departmental promotion, the following relaxations are provided:

- For promotion of staff cadre to officer cadre, relaxation of 5 percent in qualifying marks in written test
- Relaxation of up to 5 w.p.m. given in typing test for promotion to Junior Assistant post
- One-year relaxation in the qualifying period for promotion within the staff cadre, under seniority-cum-fitness

SC / ST representative is nominated in all selection committees for direct recruitment and Departmental promotion.

iii. Training

To upgrade their functional and soft skills, SC and ST employees are nominated from time to time to various in-house training programmes as well as programmes conducted by esteemed institutions.

iv. Quarter Allotment

Reservation in the quarter allotment is provided to SC and ST employees to the extent of 10 percent for B-type accommodation and 5 percent concerning C- and D-type accommodation.

V. Meetings

The company has in place a "Structured Meetings Scheme" in which the management meets various representative bodies of employees periodically to discuss and resolve issues on service matters and welfare measures. In line with this philosophy, meetings with the Federation of MMTC Staff Unions, which has a good number of representations in the executive body from employees of SC and ST categories, are periodically held.

vi. Internal Grievance Redressal Committee

An Internal Grievance Redressal Committee has been set up at the Corporate Office for redressal of the grievances of Scheduled Castes / Scheduled Tribes employees.

D. Noida Special Economic Zone (NSEZ)

All Government directives / instructions regarding SC, ST, OBC, and EWS are duly complied with by NSEZ. As opposed to a total employee count of 62, NSEZ has 8, 3, and 17 employees belonging to SC, ST, and OBC respectively.

E. Tea Board

The Tea Board follows the orders issued by the Government of India for the recruitment and promotion of SC, ST, OBC, and EWS from time to time.

F. India Trade Promotion Organisation (ITPO)

Guidelines on reservation are complied within ITPO. Liaison officers have been nominated to look after the interests of SC / STs / OBCs / EWSs. In every Departmental Promotion / Selection Committee (DPC / DSC) meeting, officers of appropriate level belonging to SC / ST categories are associated to look after the interests of the candidates belonging to these categories.

G. Agricultural and Processed Food Products Export Development Authority (APEDA)

The welfare and development of SC / ST / OBC / EWS is well looked after by the authority.

H. Export Credit Guarantee Corporation of India Limited (ECGC Ltd.)

i. Programmes for SC and ST welfare:

- Pre-examination training for recruitment is conducted for candidates from the SC and ST categories.
- The representatives of SC and ST Association are nominated for training on reservation for recruitment and promotion in Government companies.
- Liaison officer for SC and ST welfare has been appointed to deal with the matters related to employees from the SC and ST categories.
- Reservation is provided to SC and ST candidates in recruitment and promotion as per the rules set forth by the Government of India.
- One member from the SC / ST categories is nominated on the panels constituted for recruitment / promotion of candidates / employees.
- Committee for Grievance Redressal Mechanism for SC / ST / OBC has been constituted by the company.

ii. Programmes for OBC welfare:

- Reservation policy of the Government of India is followed for the recruitment of OBC candidates.
- Liaison officer for OBC welfare has been appointed to deal with the matters related to employees from the OBC category.
- At least one member from the OBC category is nominated in the recruitment process.

Spices Board

iii. Programmes for EWS welfare:

- Government of India policies pertaining to the reservation for the EWS category have been implemented in ECGC Ltd. In the direct recruitment of probationary officers, 10% of the posts are reserved for the EWS category in accordance with the guidelines.

I. Rubber Board

The Rubber Board appointed a liaison officer to attend to the grievances of the SC, ST, OBC, and EWS category employees. The officer maintains statutory registers to file complaints/grievances. The board periodically monitors such complaints, if any, and disposes of such grievances in time. The services of the liaison officer are being effectively utilised by SC / ST / OBC employees as and when they have complaints / grievances.

J. Visakhapatnam Special Economic Zone (VSEZ)

Appointed Liaison Officer to protect the interests of SC, ST, and OBC Employees.

K. Coffee Board

The Coffee Board has a multi-dimensional approach by creating an enabling environment keeping in view the overall welfare and development of the SC / ST / OBC / EWS employees.

L. Spices Board

The Spices Board had constituted SC / ST, and OBC Committees to look after the welfare of the employees and to sort out their problems. The board had nominated a liaison officer for reservation matters relating to SC / ST / OBC. Apart from this, an "Internal Grievance Committee" for Scheduled Tribes employees was also constituted as recommended by the National Commission for Scheduled Tribes (NCST), New Delhi.

M. Directorate General of Commercial Intelligence and Statistics (DGCI&S)

A liaison officer for SC, ST, OBC, and EWS has already been appointed, and all appointments related to this matter are taken care of with the recommendation of the liaison officer.

2. PROGRAMMES UNDERTAKEN FOR THE WELFARE OF PERSONS WITH DISABILITIES (PWDs)

Section 34 (1) of The Rights of Persons with Disabilities Act, 2016 inter-alia states that every appropriate Government shall appoint in every Government establishment, not less than four percent of the total number of vacancies in the cadre strength in each group of posts meant to be filled with persons with benchmark disabilities, of which, one percent each shall be reserved for persons with benchmark disabilities under clauses (a), (b), and (c), and one percent for persons with benchmark disabilities under clauses (d) and (e) namely:—

- a. Blindness and low vision
- b. Deaf and hard of hearing
- c. Locomotor disability including cerebral palsy, leprosy, dwarfism, acid attack victims, and muscular dystrophy

- d. Autism, intellectual disability, specific learning disability, and mental illness
- e. Multiple disabilities from amongst persons under clauses (a) to (d) including deaf and blindness in the posts identified for each disability

There are guidelines on providing facilities to disabled persons so that a barrier-free workplace is made accessible to differently-abled persons. In pursuance of Section 23 (1) of the Rights of Persons with Disabilities Act, 2016 (PwD Act, 2016), a Grievance Redressal Officer has been nominated in the Department of Commerce.

A. The Project and Equipment Corporation of India Limited (PEC Ltd.)

Government directives / instructions with regard to persons with disabilities are duly complied with in PEC.

In PEC, there exists a Time Scale Promotion Scheme for the staff cadre. The qualifying period for promoting employees belonging to Persons with Disabilities categories is relaxed by one year in each stage of promotion. Further, a Complaints Register is being maintained at the head office. No complaint has been received to date.

B. Minerals and Metals Trading Corporation (MMTC Ltd.)

- To have easy access to office premises, a ramp has been provided for physically challenged employees.
- PwD employees are posted to positions, considering their disability, to enable them to perform their jobs efficiently.
- Office lifts have auditory signals announcing the floor destination. Some of them have floor requisition buttons in Braille symbols. There is a separate washroom for Divyangjan employees in the office premises.
- The company provides special casual leave for 4 days in a calendar year for PwD employees for specific requirements relating to disabilities of the officials.
- Furthermore, there is a provision of 10 days of special casual leave in a calendar year subject to exigencies of work for the differently-abled employees for participating in conferences / seminars / training / workshops related to disability and development to be specified by the Ministry of Social Justice and Empowerment.

- Liaison officer appointed to look after reservation matters for SCs / STs also acts as the liaison officer for reservation matters relating to persons with disabilities.

C. Spices Board

- Spices Board has nominated a liaison officer to look after the reservation matters and grievances of persons with disabilities.
- In the year 2019, an expert committee was also constituted to identify posts suitable for Persons with Disabilities as per the provisions of the Rights of Persons with Disabilities Act, 2016. The Director (Research) was the Chairperson of the Committee that had six other members including one Group-B officer who belonged to the PwD category.

D. Noida Special Economic Zone (NSEZ)

This office is already equipped with features like corridors, reception, toilets, staircases with handrails etc. accessible to persons with disabilities. Recently, a lift with braille has also been installed on the premises. In addition, six Nos. of public conveniences have also been constructed by NSEZ in the Zone complex with specific arrangements for Divyangjan.

E. Tea Board

The Tea Board is following the orders issued by the Government of India as applicable from time to time.

F. India Trade Promotion Organization (ITPO)

Guidelines on reservation were complied within ITPO. Liaison officers have been nominated to look after the interests of PwDs. The provisions contained in Persons with Disabilities (Equal Opportunities, Protection of Rights, and Full Participation) Act 1995 regarding reservation in posts / services for disabled persons have also been complied with.

G. Rubber Board

The Rubber Board appointed a Liaison Officer / Grievance Redressal Officer to attend to the grievances of Persons with Disabilities. He maintains a statutory register to file the complaints / grievances and the board periodically monitors

such complaints, if any, and disposes in time. The board celebrates the "International Day of Persons with Disabilities" on 3rd December every year by organizing speeches of eminent persons with disabilities and honouring the employees of the Board who are differently-abled. The board provided a 'ramp' for the smooth movement of PwD employees and the facility of lifts. Visually handicapped employees are engaged in the operation of EPABX. The board also provided unisex toilet facilities to PwDs. As per OM No.3612 / 1 / 2020-Estt (Res-II) dated 17 / 05 / 2022, action has been initiated by the board to fill up 4 percent promotional vacancies in Groups A, B, and C.

H. Agricultural and Processed Food Products Export Development Authority (APEDA)

As per the Government norms, the reservation for PwDs is 4 percent of total strength in all grades. Against the existing staff strength of 76, one incumbent is physically handicapped. APEDA has taken care of the welfare of persons with disabilities (PwDs). APEDA has provided a motorised wheelchair to one of the employees to move within the office. Further, all the facilities as per rule are given to him.

I. Export Credit Guarantee Corporation of India Limited (ECGC Ltd.)

- PwD candidates are posted / transferred according to suitability of post to PwD employees.
- A Scribe is allowed to them in the recruitment examination.
- PwD employees are posted in the disability-friendly / accessible office locations.
- Government reservations policy for recruitment of PwD is strictly followed.
- A special conveyance allowance is paid to PwD employees.
- Liaison officer for PwD has been appointed to deal with matters related to candidates from the PwD category.
- PwD employees were extended the facility of work from home during the COVID-19 pandemic.
- PwD compliant infrastructure is available at new office premises at the head office in ECGC Bhawan, Andheri East, Mumbai.

J. Visakhapatnam SEZ

- Accessible approach and a ramp at the entrance building of VSEZ have been made available
- Lift has been provided
- Construction / provisions of toilets
- Earmarking of parking places
- Provision for disabled-friendly building
- Appointed a liaison officer for the welfare of PwDs

K. Coffee Board

The Coffee Board has a multi-dimensional approach by creating an enabling environment keeping in view the overall welfare and development of the PwD employees.

3. PROGRAMMES UNDERTAKEN FOR THE WELFARE OF WOMEN

A. Women Cell

An independent Women Cell has been set up in the Department of Commerce with the following functions:

- Coordination with the Ministry of Women and Child Development, National Commission for Women, and other concerned agencies in respect of the matters connected with welfare and economic empowerment of women and other related issues.
- To review plan schemes and other programmes of the Department of Commerce and to ensure that the aspect of women's welfare, development and empowerment are promoted through the programmes / schemes.
- All matters relating to Gender Budgeting and inclusion of Gender issues in the Annual Report / Performance Budget.
- Prevention and Redressal of sexual harassment at the workplace. Constitution of Complaints Committee in the Department of Commerce, its attached / subordinate offices, PSUs, autonomous bodies etc; monitoring their performance and providing necessary help and guidance.
- Observing Awareness Week for the prevention of sexual harassment of women along with Vigilance Awareness Week.

- Other incidental matters relating to the subject.

B. The Project and Equipment Corporation of India Limited (PEC Ltd.)

PEC is a small organization having a total number of 28 employees (excluding employees on deputation), out of which 5 are women, as of 30th September 2023.

In compliance with the terms of Section 4 (1) of the Sexual Harassment of Women at Workplace (Prevention Prohibition and redressal) Act, 2013, 'Internal Complaints committee' has been re-constituted in PEC for prevention and redressal of sexual harassment of women at workplace.

A comprehensive policy for the Prevention, Prohibition, and Redressal of Sexual Harassment of women employees in PEC has been adopted with the approval of the competent Authority.

During the year, no complaint has been received from any employee.

C. Minerals and Metals Trading Corporation (MMTC Ltd.)

- Women's welfare activities in MMTC are derived from the broad guidelines of the National Policy on Women Empowerment, and the objectives of the Forum of Women in Public Sector (WIPS). MMTC encourages the participation of its women employees in this forum. General Manager of MMTC, a female officer, is the Vice President of WIPS APEX. Many other women employees are members of WIPS.
- The promotion policy in MMTC gives equal opportunity of selection to deserving and meritorious candidates at every level up to below board level, irrespective of gender.
- There is an active Internal Complaint Committee at the Corporate Office as well as at Regional Offices to deal with issues related to sexual harassment of women in the workplace. Women employees are free to approach the Complaint Committee to register any complaint related to sexual harassment. Efforts are made occasionally to sensitize women employees to their rights under the Sexual Harassment of Women at Workplace (Prevention, Prohibition and Redressal) Act 2013.
- Good representation of women employees is ensured in various functional and behavioural trainings organized by MMTC.

D. Agricultural and Processed Food Products Export Development Authority (APEDA)

The welfare and development of women employees is well looked after by the Authority. APEDA has formed a committee for receiving complaints against sexual harassment of women at workplaces. The committee also includes women officers.

E. Export Credit Guarantee Corporation of India Limited (ECGC Ltd.)

- Women employees constitute 24.41 percent of ECGC strength / workforce.
- Programs on issues related to women are conducted on Women's Day including cancer screening camps and seminars on Cancer Awareness etc.
- The Company nominates women employees to programs / seminars / workshops for leadership development.
- Internal Complaints Committees are in place to deal with matters related to harassment at the workplace.
- One woman member is nominated in recruitment panels.
- The company has a scheme for reimbursement of travel expenses incurred by women employees having an infant child below two years while attending promotion panel / official training accompanying the women employee, for the child as well as one attendant as per their respective eligibility
- A scheme for reimbursement of crèche expenses up to a limit of Rs. 5000/- excluding taxes, till the infant attains the age of two years is in place for women employees of ECGC Ltd. Provision has been made for creche facility at the new office premises at Head Office, ECGC Bhawan, Andheri East, Mumbai which will be operationalised soon.
- The Company has a scheme for granting two days of special leave to women employees till their child attains the age of 2 years.
- Pregnant women employees were extended the facility of work from home during the COVID-19 Pandemic
- The company actively promotes women in public sector (WIPS) functioning and activities by encouraging its women employees to participate and volunteer in its programmes.

F. Rubber Board

As per the Sexual Harassment of Women at Workplace (Prevention, Prohibition, and Redressal) Act 2013, the Internal Complaint Committee is constituted consisting of four members including one member from outside, well versed in social work activities (details published on the website of Rubber Board). The committee meeting is being held in each quarter and no complaint is reported during this period.

G. Visakhapatnam Special Economic Zone

Constituted Internal Complaints Committee under Sexual Harassment of Women at Workplace.

H. Noida SEZ

Following Section 4 of the Sexual Harassment of Women at Workplace (Prevention and Redressal) Act, 2013, an internal committee exists in this office.

I. Coffee Board

The Coffee Board has a multi-dimensional approach that creates an enabling environment keeping in view the overall welfare and development of the women employees.

J. The Marine Products Export Development Authority (MPEDA)

MPEDA has constituted an Internal Complaints Committee to deal with complaints of sexual harassment of women in the workplace.

K. Spices Board

The sanctioned staff strength of Spices Board is 379 and its existing strength is 229 as of 30th September 2023, out of which, 63 are women employees. A woman (Group-A level) officer of the board has been appointed as the "Women Welfare Officer" to sort out the difficulties / problems, if any, or to bring them to the notice of the higher authorities along with suggestions for possible solutions. The grievances of women employees are timely and properly attended.

L. Directorate General of Commercial Intelligence and Statistics

A women's cell is constituted in this Directorate to take care of women employees.

Chapter 10

TRANSPARENCY, PUBLIC FACILITATION AND ALLIED ACTIVITIES

1. CITIZENS' CHARTER

The Department of Commerce is committed to acting with integrity, judiciousness, transparency, accountability, courtesy, and understanding in dealings with the trade and the public. All services and commitments are to be delivered to citizens most effectively and efficiently.

The Department will strive to evolve procedures in Foreign Trade Policy to maximise public benefits and is committed to simplifying various requirements necessary under rules in force, in the context of a globalised and liberalised economy. The Department will continuously engage in the process of consultations with client groups and give timely publicity to all changes in law and procedures relevant to the Department. Standards of services provided are:

S. No.	Services / Transaction	Maximum Time Limit
1	Approval for the grant of financial assistance under the Market Access Initiative (MAI) scheme	3 months from the date on which proposals are received in the E&MDA Division.
2	Approval for the grant of financial assistance concerning projects under the Trade Infrastructure for Export Scheme (TIES)	3 months* (*Subject to the availability of complete documents and funds)
3	Approval for the setting up of Special Economic Zone (SEZ)	i. Placement of cases before the Board of Approval (BOA) within 60 days from the date of receipt of the State Government's recommendations and complete documents ii. Issue of approval letter within 7 days of approval of BOA, subject to security clearance
4	RTI Act 2005 i. Provide information or reject the request for any of the reasons specified in the RTI Act, 2005 ii. Disposal of appeals preferred under the RTI Act, 2005	i. Within the time limits prescribed the RTI Act, 2005 ii. Within the time limits prescribed in the RTI Act, 2005
Public Grievance Mechanism		
5	Resolving Public Grievances	30* days (*Subject to receipt of complete details and responses from the authority, which must take a final decision on the grievance) (*If a longer period is likely to be involved, the complainant will be informed through an interim reply within 30 days)
6	For taking actions by the Appellate Committee on appeals preferred against statutory orders passed by the DGFT, etc.	Within 3 months Note: This is subject to receipt of complete details / documents from the appellant and respondents

2. PUBLIC GRIEVANCES

Public Grievance Cell deals with grievances received from the public and staff, concerning the

Period	Number of public grievances
01.04.2023 to 31.12.2023	3182
01.04.2022 to 31.03.2023	4725

A grievance box has also been provided at Vanijya Bhawan, 16-Akbar Road, New Delhi – 110001 where

Department of Commerce and officers under its control, for their redressal. As per CPGRAMS, the following Public Grievances (including PMO Public Grievances) were disposed of:

the public as well as the staff can drop their grievances to the Department of Commerce.

3. VIGILANCE WING

The Vigilance Section in the Department, with the Joint Secretary and Chief Vigilance Officer (JS&CVO) as the Divisional Head, deal with the complaints and vigilance cases of Group 'A' and Group 'B' officers working in the Department of Commerce, Indian Trade Service officers, Board level appointees working in various Public Sector undertakings, Autonomous Bodies, and Commodity Boards functioning under the administrative control of the Department.

investigations/inquiries were conducted and based on these inquiry proceedings, in 14 cases major / minor penalties were imposed on delinquent Government servants working in attached and subordinate offices, PSUs, autonomous bodies, commodity boards, etc. under the Department of Commerce.

The Vigilance Section also deals with matters related to All India Services (Conduct) Rules and Central Civil Services (Conduct) Rules, including Annual Immovable Property returns of all Group A, and Group B (Gazetted) officers working in the Department, furnishing of various annual / quarterly / monthly reports to PMO, CVC, DoPT, etc. The Vigilance Section also handles activities such as conducting regular and surprise inspections of sensitive offices as part of preventive vigilance, reviewing and streamlining procedures, which appear to afford scope for corruption or misconduct, and initiating other measures for the prevention, detection of corruption and other malpractices, and award of punishment to the corrupt Government Servants in the Department as well as its attached and subordinate offices. Public sector undertakings, autonomous organisations etc., keeping a watch on movements / visits of undesirable persons in the Department, preparing a list of officials with doubtful integrity and an agreed list and their postings to non-sensitive areas, and also the permission to initiate investigation by CBI u/s 17 A of Prevention of Corruption Act (PC Act), 1988 (as amended) and sanction for prosecution to CBI u/s 19 the PC Act.

Further, Vigilance Awareness Week, 2023 was observed following the theme “भ्रष्टाचार का विरोध करें; राष्ट्र के प्रति समर्पित रहें” - “Say no to corruption; commit to the Nation” by taking the Integrity Pledge and conducting workshop and sensitisation programmes, displaying banners and standees, PowerPoint presentations, and using PIDPI videos and jingles shared by CVC etc. from 30th October 2023 to 5th November 2023 to create awareness amongst officers and staff members working in the Department of Commerce.

During the year 2023-24, up to December 2023, 76

4. RIGHT TO INFORMATION

- The Department of Commerce (DoC) has implemented the Right to Information Act, 2005 and has put in place all necessary systems and procedures on the website of the Department.
- RTI applications are filed online using the RTI Online Portal managed by DoPT, and the RTI Cell forwards / transfers the online RTI Applications / Appeals received in the Nodal Account of Department of Commerce to appropriate CPIO(s) / FAA / Public Authority(ies) through an online portal. RTI Cell also transfers the physical RTI Applications / Appeals to concerned CPIOs / FAAs / Public Authorities. The Department of Commerce has provided a facilitation counter at the main entry gate of Vanijya Bhawan, New Delhi to facilitate citizens who submit their RTI Applications / Appeals in person.

- At present, there are 49 Central Public Information Officers (CPIOs) of Director / Deputy Secretary / Under Secretary / Section Officer level officers in the Department and 26 First Appellate Authorities (F.A.A.s), who are Additional Secretary / Joint Secretary / Director / Under Secretary level officers to hear and dispose of first appeal(s) filed under the RTI Act. Shri Rajesh Pratap Kanchan, Director is the Nodal CPIO of the Department of Commerce and Shri Anant Swarup, Additional Secretary has been designated as the Transparency Officer of the Department of Commerce.
- Currently there are 29 Public Authorities (PAs) under the jurisdiction of the Department of Commerce. Each of these PAs has its own Nodal CPIO, CPIOs and F.A.A.s for the implementation of the provisions of the RTI Act. It is to be noted that the Department of Commerce is itself a public authority. In smaller public authorities, mostly Nodal CPIO himself is the only CPIO of the particular public authority whereas, in larger public authorities like the Department of Commerce, DGFT etc, the Nodal CPIO acts as the Central Point for disbursing RTI Applications / Appeals to appropriate CPIO(s) / FAA, and is responsible for all matters of the RTI about that public authority including conducting Annual Transparency Audit, issuing User ID / Password to individual CPIOs for accessing the online RTI portal, and form the interface with the DoPT and Central Information Commission for all RTI matters.
- During the period from January to December 2022, 370 applications were disposed of by different CPIOs of this Department, and 446 applications were transferred to other public authorities. During the same period, 41 appeals were disposed of by different FAAs of this Department as per provisions of the RTI Act.
- During the period from January to December 2023, 318 applications were disposed of by different CPIOs of this Department and 515 applications were transferred to other public authorities. During the same period, 124 appeals were disposed of by different FAAs of this Department as per provisions of the RTI Act.

5. OFFICIAL LANGUAGE

The Official Language Division monitors the progressive use of the Hindi language and implements the Official Language Policy set out by

the Department of Official Language in the official work of the Department. The activities of the Official Language Division during 2023- 2024 are as follows:

A. Meeting of Hindi Salahkar Samiti

There is a Hindi Salahkar Samiti in the Department of Commerce to review the progressive use of Hindi in the official work of the Department as well as various organisations under its administrative control. Hindi Salahkar Samiti in the Department has been reconstituted. Holding the meeting of Hindi Salahkar Samiti is under process.

B. Committee of Parliament on Official Language

During the year 2023-24, the Committee of Parliament on Official Language inspected many organisations under the Department of Commerce wherein the Joint Secretary (Official Language In-charge) and the Director (Official Language In-charge / Assistant Director (official language) participated. The assurances given during these meetings were communicated to the concerned organisations for fulfilment in the prescribed time.

C. Rajbhasha Incentive

i. Hindi Fortnight

Hindi Fortnight was organised in the Department from 14th to 29th September 2023. During this fortnight, 7 competitions viz. Rajbhasha Hindi knowledge and Translation, Hindi Essay writing, Hindi Noting and Drafting, Hindi Typing, Hindi Poetry Recitation, Hindi Dictation, and Extempore speech in Hindi were organised. The prize money was Rs. 5000/- (First), Rs. 3000/- (Second), Rs. 2000/- (Third), and Rs. 1000/- (Consolation). The officials of the Department participated enthusiastically in these competitions and prizes were awarded.

ii. Annual Special Incentive Scheme

To encourage the officials of the Department to do maximum official work in Hindi, an "Annual Special Incentive Scheme" has been implemented under which a cash prize of Rs. 5000/- (First), Rs. 4000/- (Second), and Rs. 3000/- (Third) is awarded. Under this scheme, a provision has been made to provide a total 60 number of prizes (for Hindi and non-Hindi speaking officials).

iii. Hindi Workshops

To encourage the use of Hindi by officials of the Department in their official work, Hindi workshops are organised.

iv. Official Language Implementation Committee (OLIC) Meeting

To review the progress of Hindi in official work in the Department of Commerce, meetings of OLIC are organised every quarter. During the year 2023-24, meetings of the Official Language Implementation Committee were organised periodically.

v. Rajbhasha Shield Yojna for Attached Subordinate Offices

This incentive scheme has been implemented in the Department for its Attached / Subordinate Offices for many years. Under this scheme, shields / trophies are awarded to the offices for their performances in the field of official language Hindi. The performances of the offices are evaluated by a committee based on the information provided in a prescribed Performa and the relevant documents submitted by them.

D. Inspections

The progress made in promoting the use of Hindi in organisations under the control of the Department of Commerce is monitored and reviewed through their Quarterly Progress Reports and Inspections. To review the status of the progressive use of Hindi in official work, inspections of some offices under the control of the Department of Commerce were also carried out by the officials of the Hindi Division.

Apart from this, to review the progressive use of Hindi and provide the requisite support, an inspection was also carried out in various Sections / Divisions of the Department of Commerce.

6. E-GOVERNANCE

Project activities undertaken by the Commerce Informatics Division NIC for the Department of Commerce:

- **Revamping of the Department of Commerce Website:** The website of the Department of Commerce is being revamped into a new responsive and bilingual one with a user-friendly presentation of the contents, enhanced look and feel, and simplified operations as per the W3C Guidelines STQC Certified, and the guidelines for the Indian Government Websites (GIGW). It will include the Grievance Monitoring System for the Department of Commerce as an integrated part of the website.

- **Merchandise Import Monitoring System (MIMP):** The Portal Merchandise Import Monitoring System (MIMP) has been developed and is under the process of cyber security audit clearance. The various stakeholder ministries will give feedback regarding respective commodities, and the Economic Division of the Ministry of Commerce will monitor commodity-wise India's imports through the portal. The portal is being operationalised at <https://mimp.commerce.gov.in>.
- **TradeStat API Module of CIM unified dashboard:** The TradeStat API Module of CIM unified dashboard has been developed and operationalised at <https://api.commerce.gov.in>.
- **Upgradation of Conference Room Booking System (CRBS) of the Department of Commerce:** The Conference Room Booking System (CRBS) is being upgraded using advanced open source technology with Email and SMS integration, and Single sign-on Parichay integration for the Department of Commerce. The system has been developed and operationalised at <https://apps.commerce.gov.in/crbs>.
- **PMO Reference Monitoring Systems of the Department of Commerce:** The PMO reference Monitoring Systems for the Department of Commerce with Email and SMS integration and Single sign-on Parichay integration has been developed, received security audit clearance, and operationalised at <https://intra.commerce.gov.in/pmoref>.
- **Portal for Online Application Submission and Monitoring for Recruitment of Young Professionals for the Department of Commerce:** The Portal for Online Application Submission and Monitoring for Recruitment of Young Professionals for the Department of Commerce with Email integration has been developed and operationalised at <https://apps.commerce.gov.in/recruitment>.
- **PM Dashboard of Dashboard (PRAYAS) - KPIs Integration:** Integration of KPI is for the Department of Commerce in the PM Dashboard of Dashboards PRAYAS: Six KPIs relating to Import / Export and Service Trade is operational, and data is pushed at 3 stages namely Preliminary, Provisional, and Final for a particular month. Intuitive visualisation has been developed on these KPIs for the view of the Hon'ble Prime Minister of India. Viewing rights of the PRAYAS Dashboard are provided to all the ministers, and demonstration / training is given on the dashboard.

- **e-Office Implementation in Various Autonomous Bodies under the Department of Commerce:** e-Office is being implemented in various autonomous bodies / institutions under the Department of Commerce. The necessary consultancy / coordination for the same is being done by the Commerce Informatics Division NIC. All 7 SEZs have been taken on-board on Commerce e-office instance and e-office has been implemented. Training has also been provided to all the officials of the SEZs. The implementation of the e-office in MMTC has been completed and for the Rubber Board, the e-office is under implementation.
- **Upgradation of India's Trade-related databases / systems:** The trade-related databases on country export and import namely Monthly Export Import Data Bank (MEIDB) and Export Import Data Bank (EIDB) systems based on 8-digit HS code classification of Commodities, Foreign Trade of Principal Commodities and Countries (FTSPCC) and Foreign Trade Performance Analysis (FTPAA) systems based on principal commodity classification providing country-wise and principal commodity-wise exports and imports of the country are being upgraded with the latest open source technology. These systems are under security audit clearance for implementation on the cloud.
- **Maintenance of Trade-related Databases / Systems:** The trade-related databases on country export and import are being maintained. It includes the Export Import Data Bank (EIDB) system based on an 8-digit HS code classification of Commodities and the Foreign Trade of Principal Commodities and Countries (FTSPCC) system based on principal commodity classification providing country-wise and principal commodity-wise exports and imports of the country. The systems are being updated with the latest data available from DGCI&S. The systems are accessible on the internet from the Department of Commerce website.
- **The Intranet Portal of the Department of Commerce:** The Intranet Portal has various applications for the Department users.
 - Electronic Requisition System for Stationery Items (ERSSI) facilitates the users in the Department in electronic submission of their requisition for stationery items and queries on the status of their requests through the Intranet Portal.
 - VIP Reference Monitoring System is implemented to monitor the timely processing and action taken on the VIP reference received in the Department through the Commerce Secretary's Office.
 - The system for Processing the Pre-Budget Proposal is implemented to consolidate the and monitor the pre-budget proposals received from different organisations / agencies and trading communities through its commodity / territorial divisions in the Department as an annual exercise.
 - A centralised guide for the Dissemination of OM / Orders / Notices / Circulars in the Department has been created to maintain and disseminate the Office Memorandum / Office Orders / Notices / Circulars issued by the Sections / Divisions in the Department periodically.
- **Access to World Trade Atlas:** The Department of Commerce has an agreement with M/S IHS Global Limited, UK for providing access to a trade database called World Trade Atlas of more than 80 countries in lieu of Indian Trade Data from DGCI&S. A secure access control mechanism has been devised to provide access for the Global Trade Atlas (GTA) on Connect to authorised users only. User creation on the GTA system and coordination between DGC&IS and IHS Global Limited for any issue / clarification related to the transfer of trade data is being done by NIC. However, the agreement was for 5 years up to November 2023, which has been renewed for another 5 years.
- **Coordination for NIC Cloud infrastructure allocation for:**
 - Spices Board
 - Rubber Board
 - Coffee Board
 - Export Councils of India
 - Special Economic Zones (SEZ)
 - APEDA
 - MPEDA
 - MMTC
 - EIC
 - Logistics Division
 - ITPO
 - Tea Board
 - STC
 - DGTR
 - GeM

- **FMS Services:** Team of NIC officers providing the following Network Services over NICNET:
 - Email services
 - Network management
 - VC Services
 - Anti-Virus deployment
 - OS Patch management
 - VPN services
- **Support on Central Projects:** Support on Central ICT Projects such as:
 - E-office
 - SPARROW
 - PFMS
 - CPGRAMS
 - RTI-MIS
 - PRAGATI
 - Bhavishya- Online pension and payment tracking system
 - LIMBS
 - Anubhav
 - E-Visitor
 - ACC vacancy Monitoring System.

7. COMPLIANCE TO CYBER SECURITY GUIDELINES

- The Department has formulated a comprehensive information security strategy, which includes policies and security controls to ensure the 3 main tenets of information security - Confidentiality, Integrity, and Availability (CIA) of information in the organisation.
- DoC has nominated the Chief Information Security Officer (CISO) to establish a cyber security and business continuity program, draft various security policies, review and update the cyber security policy documents, and define rules for secure and acceptable use of communication channels for the business requirements of the Department. A security architecture has been developed for understanding the threat landscape, establishing, and reviewing the risk assessment methodology, and selecting appropriate controls for risk mitigation by leveraging technology. This security architecture and vision are laid out in the Cyber Crisis Management Plan (CCMP) document of the Department of Commerce (DoC), which is approved by MeitY.
- A security plan has been prepared and SOPs created to comply with the security advisories and alerts released periodically by MHA and CERT-In. Awareness programs have also been conducted on cyber security awareness for users of DoC from time to time. CCMP has been deployed across DoC to enhance the cybersecurity-related awareness and associated responsibility of users of ICT infrastructure to ensure a safe cyberspace within the Department.
- An external cybersecurity compliance audit of the entire ICT infrastructure (Network, Computing Devices, VC Systems, Wireless Access Points, etc.) has also been conducted through CERT-In empanelled auditors. Reported vulnerabilities are being remediated by deploying appropriate security controls. So far as the database, applications, portals, and website are concerned, these are hosted in a secure NIC cloud environment and all the security measures as applicable, are taken care of by the Cyber Security Division of NIC.
- The Department has formulated and deployed procedures for monitoring security alerts, managing incident response effectively, and conducting cyber security awareness drills and campaigns within the organisation. There is a well-drawn mechanism in place for liaising with CERT-In, MHA, and other Government Departments to enrich cybersecurity-related experience and learning methodology to thwart cyber-attacks. CISO acts as a single point of contact for CERT-In and the Department.
- The Network of DoC is based on appropriate architecture and its linkage with NIC network is through secure gateway and routers. The network is properly segregated for different functional requirements. Monitoring and blocking of malicious IPs and domains are done by the NIC Security Team at their firewall deployed at the National Data Centre.
- Media access control (MAC) addresses are properly bound for all the system and IT devices, DHCP is disabled, and IP configuration has been done manually to prevent intrusion and for proactive prevention.
- DoC network is segmented, and a security zone has been created for the isolation of sensitive traffic, and to secure sensitive IT systems.
- The Department has also taken necessary steps to ensure the security of wireless access points by evaluating the physical perimeter to define the positioning of wireless devices thereby limiting radio transmission and coverage. All the wireless access points employ WPA-II and higher encryption for data confidentiality and integrity.

- Desktops / endpoints deployed in the DoC are properly hardened, BIOS password is enabled at system boot, and a standard user account is enabled for all users on all office systems for regular work.
- The Department is also deploying EDR and UEM to manage the system and auto-response in case of unwarranted incidents at the system level.

8. SWACHHATA CAMPAIGN

Following the vision of Swachh Bharat of the Hon'ble Prime Minister, the Department of Commerce along with its attached, subordinate offices, autonomous organisations, and PSUs have conducted Swachhata Campaigns. The details of the activities conducted as part of the campaign are as under:

Special Campaign 3.0

Special Campaign 3.0 for the Disposal of Pending Matters was organised in the Department of Commerce from 2nd to 31st October 2023. The campaign was implemented in the Department of Commerce and its attached offices, subordinate offices, autonomous organisations, and PSUs. The focus areas of the campaign included effective disposal of public grievances, references from the Members of Parliament, State Government references, conducting cleanliness drives, disposal of scrap, and weeding out of files.

The campaign was carried out from 15th September to 31st October 2023. The preparatory phase was from 15th to 30th September 2023, wherein the pending references and records to be reviewed were identified. Thereafter during the campaign phase from 1st to 31st October 2023, the identified references were disposed of, and the reviewed records were weeded out. Progress of the campaign was uploaded on the SCDPM Portal of DARPG daily.

The Department of Commerce along with attached, subordinate, autonomous organisations and PSUs has conducted 516 cleanliness

campaigns, weeded out 1,77,018 physical files, and closed 5,261 e-files. During the campaign, 40 MP references, 310 Public Grievances, and 57 Public Grievance Appeals were disposed of. A revenue of Rs. 13,65,989/- was generated and 13,856 Sq. Ft. of space was freed by disposing of scrap.

Swachhata Hi Seva

As a part of the Swachhata Hi Seva campaign, the Department of Commerce along with attached, subordinate offices, autonomous organisations and PSUs carried out shramdaan on 1st October 2023 across the country.

Shramdaan was undertaken at 183 sites with more than 7500 participants under the slogan "Ek Tareekh Ek Ghanta Ek Saath". Residents, school students, resident associations, ward communities and Municipal authorities were also mobilised for the shramdaan, which was conducted across 75 districts in 18 states.

Waterbodies, APMCs, and market spaces, which are important sites for the shramdaan were identified and taken up for cleaning. Prominent sites where shramdaan took place are Madipakkam Lake, Chennai, Deval Talao, Mumbai, Arthungal Beach, Alappuzha, Deshapran Fishing Harbour, Kolkata, APMC, Unja, APMC Mirch Yard, Guntur, AMC, Warangal, Khau Galli, Mumbai, RK Puram Market, New Delhi, and Mahaveer Choraha, Varanasi.

Swachhata Pakhwada

As part of the Swachhata Pakhwada, the Department of Commerce along with attached, subordinate offices, autonomous organisations, and PSUs have undertaken various IEC and shramdaan activities from 15th September to 2nd October 2023 throughout the country in association with residents, school students, resident associations, ward communities, and Municipal authorities.

As part of the campaign, a total of 158 activities were completed wherein, 4756 people participated and out of which 4322 public were mobilised. Swachhata pledge was taken by all employees to voluntarily devote 100 hours per year towards cleanliness to make India litter-free.

