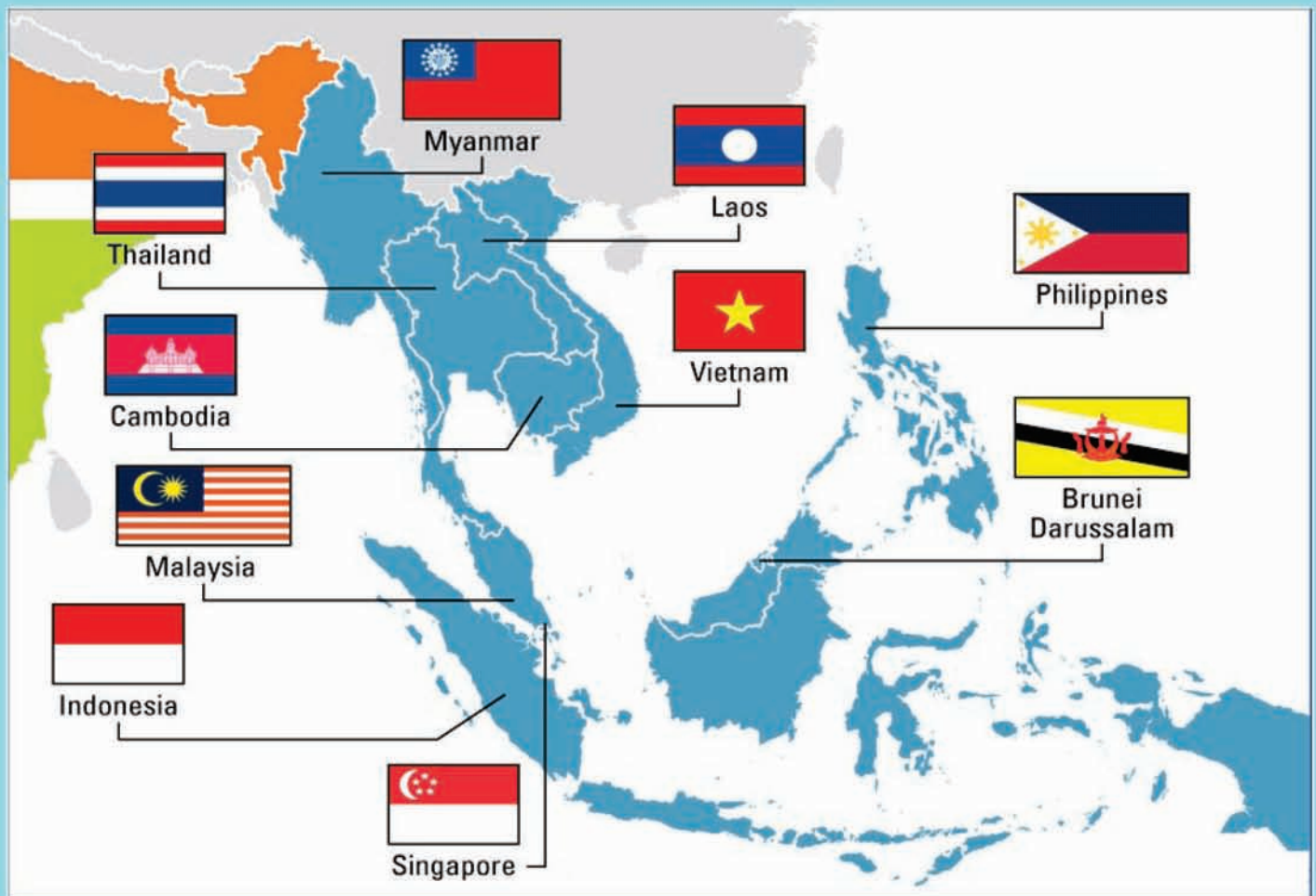




# FTA Outreach Programme (2015-2016)

- An Initiative of the Department of Commerce, Government of India

## India – ASEAN FTA



Programme organised by



ISO 9001:2008 Certified

**Federation of Indian Export Organisations (FIEO)**

(Set up by Ministry of Commerce, Government of India)

Website: [www.fieo.org](http://www.fieo.org)

# About FIEO

- Apex international trade promotion organisation of India;
- Set up in 1965;
- ISO 9001:2008 certified ensuring high quality service to exporters
- Provides crucial interface between exporters and the Central/State Governments, financial institutions, ports, railways, surface transport and all involved in export trade facilitation
- Directly and indirectly serves the interests of over 100,000 exporters in the country

## Programme & Activities

### A close partner of the international trading community

- Facilities redressal of exporters' problems by taking them up with the concerned authorities
- Through the FIEO website provides opportunity to the exporters to discuss online with FIEO experts and sort out trade related problems, provide clarification on policy matters etc.
- Through the FIEO website provides access to updated trade policies, links to worldwide trade promotion organisations, and many more....
- Organises open house meets with the highest authorities to draw the attention of the exporting community and help speedy redressal

### Recognition and Encouragement to Exporters and Export Facilitators

- FIEO confers "Niryat Shree" and "Niryat Bandhu" Awards to its exporters and export facilitators respectively for their outstanding performance in exports
- FIEO also confers State Export Excellence Awards to the members of the respective Regions

### International Marketing Initiatives

- Exchanges business delegations, establishes MoUs with counterpart organizations overseas, arranges exhibitions, catalogue shows abroad.
- Provides 24x7 exposure to FIEO members across the globe through the FIEO website
- Members can upload their company profile, logo and product photographs on the FIEO website.
- Through its website FIEO provides unique platform to buyers abroad to search, select and communicate with FIEO members at no cost;
- Provides free option to download "FIEO Registered Member" logo, from FIEO website, and place it on members' website. Visitors upon clicking the FIEO logo on member's website can see the member's particulars under FIEO banner thus adding value to a member's website;
- Through its website FIEO provides free access to latest commercial reports, trade queries etc. to its members;
- Organises buyer-seller meets with incoming delegations and also by sponsoring delegations abroad etc.

### Dissemination of Information

- Publishes FIEO News - monthly bulletin with worldwide readership amongst exporters and importers, chambers of commerce, commercial and economic agencies and policy makers in India, foreign missions in India etc.
- Publishes weekly e-bulletin – INTRADE Update, highlighting weekly developments on various areas of India's international trade
- Updated, Searchable Directory of Exporters on FIEO website
- Keeps members posted early with latest development in the international trade sector through continuous e-mailers and also through the Members Area of FIEO website.

## **Contents**

• Message from Rita Teautia, Secretary, Dept. of Commerce, Govt. of India.....	2
• Message from S C Ralhan, President, FIEO.....	3
• Foreword by Ravi Capoor, Joint Secretary, Dept. of Commerce, Govt. of India.....	4
• Products covered in this publication.....	5
• Legends.....	6
• Overview of ASEAN.....	7
• ASEAN Free Trade Area.....	8
• Importance of India – ASEAN Relations.....	9
• India ASEAN Free Trade Agreement (AIFTA).....	10
• India-ASEAN Agreement on Trade in Services.....	10
• ASEAN Countries' Tariff Reduction Framework for India.....	11
• India - ASEAN Trade Overview.....	12
• India – Indonesia Trade & Tariff Overview.....	15
Table 1.1: Overview of India - Indonesia Trade	
Graph 1.1: Overview of India - Indonesia Trade	
Table 1.2: Overview of Preferential access offered by Indonesia to India	
• India – Malaysia Trade & Tariff Overview.....	18
Table 2.1 Overview of India - Malaysia Trade	
Graph 2.1: Overview of India - Malaysia Trade	
Table 2.2: Overview of Preferential access offered by Malaysia to India	
• India – Myanmar Trade & Tariff Overview.....	21
Table 3.1 Overview of India Myanmar Trade	
Graph 3.1: Overview of India Myanmar Trade	
Table: 3.2 Overview of Preferential access offered by Myanmar to India	
• India – Philippines Trade & Tariff Overview.....	24
Table 4.1 Overview of India - Philippines Trade	
Graph 4.1: Overview of India - Philippines Trade	
Table: 4.2 Overview of Preferential access offered by Philippines to India	
• India – Singapore Trade & Tariff Overview.....	27
Table 5.1 Overview of India - Singapore Trade	
Graph 5.1: Overview of India - Singapore Trade	
Table: 5.2 Overview of Preferential access offered by Singapore to India	
• India – Thailand Trade & Tariff Overview.....	30
Table 6.1 Overview of India - Thailand Trade	
Graph 6.1: Overview of India - Thailand Trade	
Table: 6.2 Overview of Preferential access offered by Thailand to India	
• India – Vietnam Trade & Tariff Overview.....	33
Table 7.1 Overview of India - Vietnam Trade	
Graph 7.1: Overview of India - Vietnam Trade	
Table: 7.2 Overview of Preferential access offered by Vietnam to India	
• ASEAN Member Country-wise top 10 imports from India.....	36
• Non-tariff measures in ASEAN Countries.....	38
• Acknowledgement.....	56
• Services Available on Indian Trade Portal.....	

Rita Teautia, IAS



वाणिज्य सचिव  
भारत सरकार  
नई दिल्ली-110 011  
COMMERCE SECRETARY  
GOVERNMENT OF INDIA  
NEW DELHI-110 011

## MESSAGE

The bilateral and regional trade agreements are increasingly becoming important in determining the way international trade is happening, the way policy and economic integration of countries are shaping up. These agreements are also gaining importance with the emergence of trade agreements, such as the Trans-Pacific Partnership (TPP) and also the negotiations for Regional Comprehensive Economic Partnership (RCEP), which seek to have a greater impact on the international trading environment.

The business communities need to understand and appreciate these agreements and make the most out of them. On the one hand, while these agreements will provide wide market access opportunities, bring down the costs of inputs and thus the production costs on the other hand, it will increase competition. Manufacturers will need to focus on innovation and quality for growth.

There is a constant need to engage with the industry in creating awareness and education, handhold and guide them on making the most of the trade agreements. The forthcoming outreach programmes being organised by the Department of Commerce will surely be able to generate considerable interest in the ASEAN market and help improve India's share in their imports.

I am happy that on the Golden Jubilee Year of the Federation of Indian Export Organisations (FIEO) they have launched the all India toll-free helpline No. 1800-121-9000 to provide prompt guidance to the business community.

  
(Rita Teautia)



## Message

**S C Ralhan,  
President, FIEO**

The India-ASEAN Free Trade Agreement (AIFTA) provides vast opportunity to the Indian exporting community in accessing the huge ASEAN market. But the potential is yet to be fully tapped by the Indian business community. Out of the total imports of US\$ 1272.65 billion by the ASEAN countries together India's exports to these countries were only US\$ 31.29 billion i.e., 2.46% of ASEAN's total imports during 2014. Given the proximity, the cultural and social relations India enjoys with the ASEAN member countries the trade and investment opportunities are vast and these need to be actively explored.

It was targeted to reach India – ASEAN trade to US\$100 billion by the end of this current year but we have been able to attain only a total trade of US\$76.52 billion by the end of 2014. I strongly urge the exporting community to explore the AIFTA and see that they are able to reach the important ASEAN market.

The support extended by the Department of Commerce, Government of India to create awareness and education on the AIFTA across major industrial clusters in India is much appreciable. ~~and~~ will help encourage sizeable number of business houses to reach out to the ASEAN market.

I wish all the officials engaged in this awareness campaign all success. FIEO is delighted to dedicate to the nation all India toll-free export helpline no. 1800-121-9000 on its Golden Jubilee year to launch an export drive across the nation. Exporters can also reach FIEO by simply sending an SMS – FIEO to 56677. FIEO will get in touch with the exporter to extend all possible guidance to take to exports.

**S C Ralhan**



सूचना का  
अधिकार

**Ravi Capoor, IAS**  
Joint Secretary



भारत सरकार  
वाणिज्य एवं उद्योग मंत्रालय  
वाणिज्य विभाग  
उद्योग भवन, नई दिल्ली-110011  
Government of India  
Ministry of Commerce & Industry  
Department of Commerce  
Udyog Bhawan, New Delhi-110011  
<http://commerce.gov.in>

## Foreword

Aligning with our "Look East" Policy India ASEAN Free Trade Agreement (AFTA) was signed on August 13, 2009 between India and the ten member Association of South East Asian Nations (ASEAN). The engagement envisaged increasing our strategic and trading ties with the ASEAN members, help accelerate economic growth by way of gaining preferential access for Indian products throughout the member countries, encouraging higher market competition, benefitting consumers from cheaper prices of goods given lower tariffs of raw materials, cutting production costs etc.

The Indian business community is the key player in meeting the objectives of the AFTA. Sheer size of the ASEAN market, with a GDP of US\$ 2.4 trillion and trade exchange worth US\$ 2.5 trillion, provides sufficient encouragement to the Indian business to engage with it.

The Department of Commerce, Government of India has embarked into creating greater awareness and education on the AFTA amongst the business communities based across major production clusters of India like Chennai, Coimbatore, Ludhiana, Pune, Rajkot etc. guiding them on the market, preferential market access opportunities, SPS and TBT measures adopted by the countries etc.

The Federation of Indian Export Organisations (FIEO) is sharing the responsibility to organize the awareness programmes and also come up with a handbook on the market for the industry members which can serve as a ready reckoner. This handbook covers major products like Agricultural and processed food products, chemical and pharmaceuticals, engineering products, textiles and apparel etc. which have potential in the ASEAN market.

Inviting the industry members to make the best use of the AFTA to develop their business relations with the ASEAN member countries.

  
Ravi Capoor

## **PRODUCTS COVERED IN THIS PUBLICATION**

The items which provide opportunity to India for trading with the ASEAN member countries are Agricultural products, Mineral products, Chemical and Allied products, Apparel, Textile, Machinery, auto spare parts and other engineering products. The detailed list of items which have been covered in this publication are as under:-

### **A) Agricultural Products**

- Animal Products: Meat, Edible Meat Offal, Eggs, Natural Honey, Dairy Products (ITC HS Chapters 02 & 04)
- Vegetable, Tea, Coffee, Spices, Cereals (ITC HS Chapters 06-14)
- Oils, Prepared Foodstuffs; Sugar, Cocoa, Beverages & Tobacco (ITC HS Chapters 15-24)

### **B) Mineral Products (ITC HS Chapters 25-27)**

### **C) Chemical Products**

- Organic & Inorganic Chemicals (ITC HS Chapters 28 & 29)
- Pharmaceutical Products (ITC HS Chapter 30)
- Dyes, Paints, Cosmetics, Washing preparation & Other Chemical Products (ITC HS Chapters 32-35 & 38)

### **D) Textile & Textile Products**

- Textiles (ITC HS Chapters 50-60)
- Apparel (ITC HS Chapters 61-63)

### **E) Articles Of Stone, Plaster, Cement, Asbestos, Mica Or Similar Materials (ITC HS Chapter 68)**

### **F) Machinery, Tools & Auto Components**




- Tools, Implements, Cutlery, Spoons And Forks, Of Base Metal; Parts Thereof Of Base Metal (ITC HS Chapters 82)
- Nuclear Reactors, Boilers, Machinery And Mechanical Appliances, Parts Thereof (ITC HS Chapters 84)
- Electrical Machinery And Equipment, Sound Recorders & Reproducers, Television Image, Sound Recorders (ITC HS Chapters 85)
- Vehicles Other Than Railway, Parts & Accessories (ITC HS Chapters 87)

## Legends

Legends used in the subsequent tables to depict percentage growth in trade:

-  More than 25%
-  0% to 25%
-  0% to -25%
-  More than -25%

Legends used to depict the percentage coverage of items where preferential tariff is available are as under:

-  More than 25%
-  0% to 25%
-  0%

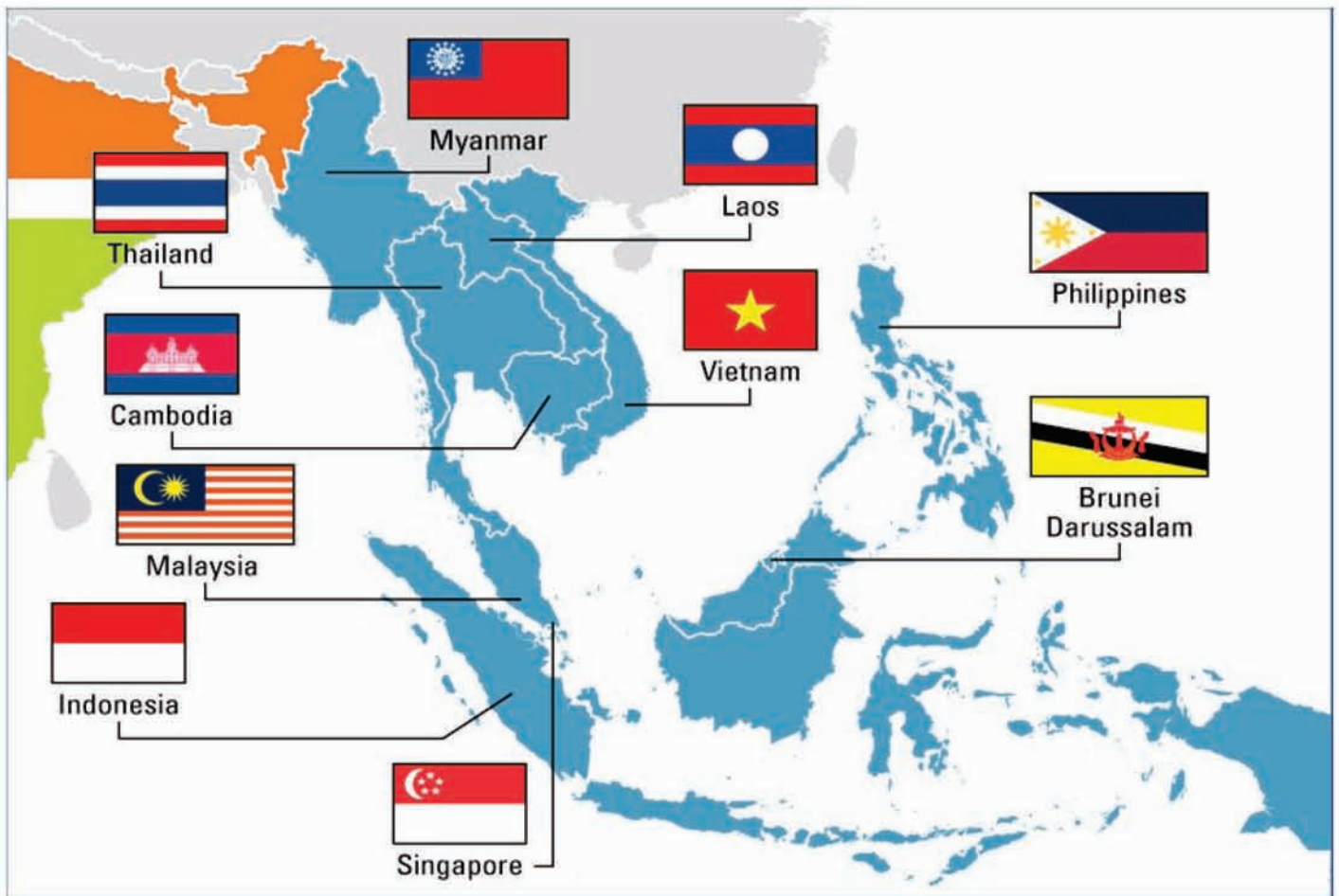
## Overview of Association of Southeast Asian Nations (ASEAN)

The Association of Southeast Asian Nations, or ASEAN, was established on 8 August 1967 in Bangkok, Thailand, with the signing of the ASEAN Declaration (Bangkok Declaration) by the Founding members of ASEAN viz., Indonesia, Malaysia, Philippines, Singapore and Thailand.

Brunei Darussalam then joined on 7 January 1984, Viet Nam on 28 July 1995, Lao PDR and Myanmar on 23 July 1997, and Cambodia on 30 April 1999 totally forming the ten Member States of ASEAN.

ASEAN's objectives are to accelerate economic growth, social progress and cultural development among its members, protect the peace and stability of the region and provide opportunities for the member countries to discuss their differences peacefully.

### ASEAN Member Countries



## **ASEAN – Some key facts**

- Land area: 4,435,618 sq. km.
- GDP: US\$ 2.395 trillion (2014) and GDP per capita USD 3,832
- Trade: US\$ 2.51 trillion (2014) -- Exports = USD 1,271,128 Million; Imports = USD 1,240,388 Million
- Foreign Direct Investment (FDI): US\$ 122.4 billion (2013)
- Highly connected: Physically, Institutionally and among the Peoples
- Free trade agreements with major regional economies
- Young educated labour force
- Vast natural resources

### **ASEAN Free Trade Area (AFTA)**

The ASEAN Free Trade Area (AFTA) is now virtually established. ASEAN Member Countries have made significant progress in the lowering of intra-regional tariffs through the Common Effective Preferential Tariff (CEPT) Scheme for AFTA. More than 99 percent of the products in the CEPT Inclusion List (IL) of ASEAN-6, comprising Brunei Darussalam, Indonesia, Malaysia, the Philippines, Singapore and Thailand, have been brought down to the 0-5 percent tariff range.

Member Countries are working towards the total elimination of import duties on all products to achieve the ultimate objective of a free trade area. The AFTA Council has agreed that the target dates to achieve this objective will be in 2015 for the six original ASEAN Member Countries and 2018 for the newer Members.

### **ASEAN Economic Community**

The ASEAN Economic Community is scheduled to be established by 2015 facilitating free flow of goods, services, investment, capital and skilled labour amongst the member countries. The various Agreements facilitating the establishment of ASEAN Economic Community are as under:-

1. Free flow of goods: The ASEAN Trade in Goods Agreement (ATIGA).
2. Free flow of services: The ASEAN Framework Agreement on Services (AFAS) and the Mutual Recognition Arrangements.
3. Free flow of investment: The ASEAN Comprehensive Investment Agreement (ACIA) and the Protocol to Amend the ACIA.

4. Free flow of capital: Implementation of measures to further spur financial services liberalisation, capital market development, and capital account liberalisation.
5. Free flow of skilled labour: The ASEAN Agreement on the Movement of Natural Persons and the ASEAN Qualification Reference Framework (AQRf).

### **Importance of India - ASEAN Relations**

#### **Energy**

ASEAN countries, particularly Myanmar, Vietnam and Malaysia can potentially contribute to India's energy security.

#### **Economy**

- In terms of income, India-ASEAN community is roughly the size of the EU
- The ASEAN is India's fourth-largest trading partner after the EU, the US and China.
- India – ASEAN is slated to grow faster than the rest of the world due to a favorable demographic profile and growing market for goods and services.
- India's trade relations are growing towards the East - Japan, China, Korea and ASEAN.
- India-ASEAN linkage provides for large-scale movement of people, capital, ideas and creativity.

#### **For Indian States**

- The coastal states: West Bengal, Orissa, Andhra Pradesh and Tamil Nadu are looking to rebuild maritime links with ASEAN nations to boost their own trade and economy.
- Union government is also building infrastructure in the Northeastern states so that they can engage in commerce with South East Asian nations.

#### **Other Facts**

- ASEAN has free trade agreements with strong economies like China, Japan, Korea, Australia, New Zealand
- Robust market - ASEAN population is 625 million people
- Preferred Workforce – 70% labor force participation
- India's exports to ASEAN are the largest in the world
- India seeks to deepen economic partnerships with Southeast Asia under an "Act East" policy

## **India - ASEAN Free Trade Agreement (AFTA)**

India and ASEAN signed a Framework Agreement – the Comprehensive Economic Cooperation Agreement (CECA) – on 8 October 2003 with a view to providing an institutional framework that would enable economic cooperation to come into effect. Negotiations on a trade in goods agreement between India and ASEAN were started in March 2004. The negotiations continued for six years and finally the India-ASEAN Free Trade Agreement (AFTA) was signed on 13 August 2009 in Bangkok during a meeting of the Economic Ministers of ASEAN. The agreement, which only covers trade in goods between India and the ASEAN members, came into effect on 1 January 2010.

### **Benefits to Indian Exporters under AFTA**

- Preferential tariff access for Indian products throughout 10 member countries
- The elimination of tariffs of Importing countries should result reduction in price of products throughout ASEAN
- Encouraging higher market competition
- Help Indian products gain access to a regional market that incorporates many substantial advantages
- ASEAN Consumers benefit from cheaper prices of goods given lower tariffs of raw materials used by the region's producers
- Some of ASEAN's processing factories enjoy cheaper imported raw materials from India in the face of the tariff elimination, cutting their production costs
- ASEAN countries integrated into a single market which is an important point because the market is stronger and larger with a high population
- The export and investment sectors generate higher potential in the long term

## **India-ASEAN Agreement on Trade in Services**

India has formally signed the Trade in Services & Trade in Investments Agreement with ASEAN. The Services Agreement opens up opportunities of movement of both manpower and investments from either side between India and ASEAN.

### **Benefits of FTA in services and investment**

- Facilitates the movement of manpower and investment between India and ASEAN.

- Helps to reduce our trade deficit with ASEAN.
- Boost the India - ASEAN trade to \$100 billion.
- Provides joint review, dispute settlement and other mechanisms to iron out problems.
- Contains an annex on Movement of Natural persons- Business Visitors, Managers, Executives Specialists and Contractual Service Suppliers. This annex facilitates movement of Indian service professional in ASEAN countries.
- This is a stepping stone in moving towards the Regional Comprehensive Economic Partnership (RCEP) pact.
- The agreement facilitates investments in both regions.

### **ASEAN's Tariff Reduction Framework for India**

Category	India, Singapore, Brunei, Indonesia, Malaysia & Thailand	India & Philippines	India, Cambodia, Laos, Myanmar & Viet Nam
<b>Normal Track 1</b>	0% by 2013	0% by 2018	India: 0% by 2013 CLMV: 0% by 2018
<b>Normal Track 2</b>	0% by 2016	0% by 2019	India: 0% by 2016 CLMV: 0% by 2021
<b>Sensitive Track</b>	No more than 5% by 2016	No more than 5% by 2019	India: No more than 5% by 2016 CLMV: No more than 5% by 2021
<b>Highly Sensitive Track</b>	Reduced to 25% or 50% by 31 Dec 2019 for Indonesia, Malaysia & Thailand	Reduced to 25% or 50% by 31 Dec 2022 for the Philippines	Reduced to 25% or 50% by 31 Dec 2024 for Cambodia & Viet Nam
<b>Special Products</b>	Reduced to 37.5% for crude palm oil, 50% for pepper & 45% for the rest by 31 Dec 2019	Reduced to 37.5% for crude palm oil, 50% for pepper & 45% for the rest by 31 Dec 2019	Reduced to 37.5% for crude palm oil, 50% for pepper & 45% for the rest by 31 Dec 2019
<b>Exclusion List</b>	Products subject to annual tariff review with a view to improving market access	Products subject to annual tariff review with a view to improving market access	Products subject to annual tariff review with a view to improving market access.

### **Rules of Origin**

A good shall qualify as an originating good of a Party if :

- it is wholly obtained or produced entirely in the exporting Party as set out and defined in Rule 3; or
- the good has a regional value content (RVC), of not less than 35% of FOB value, and the non-originating materials have undergone at least a change in HS classification on the 6-digit level,

provided that the final process of the manufacture is performed within the territory of the exporting Party.

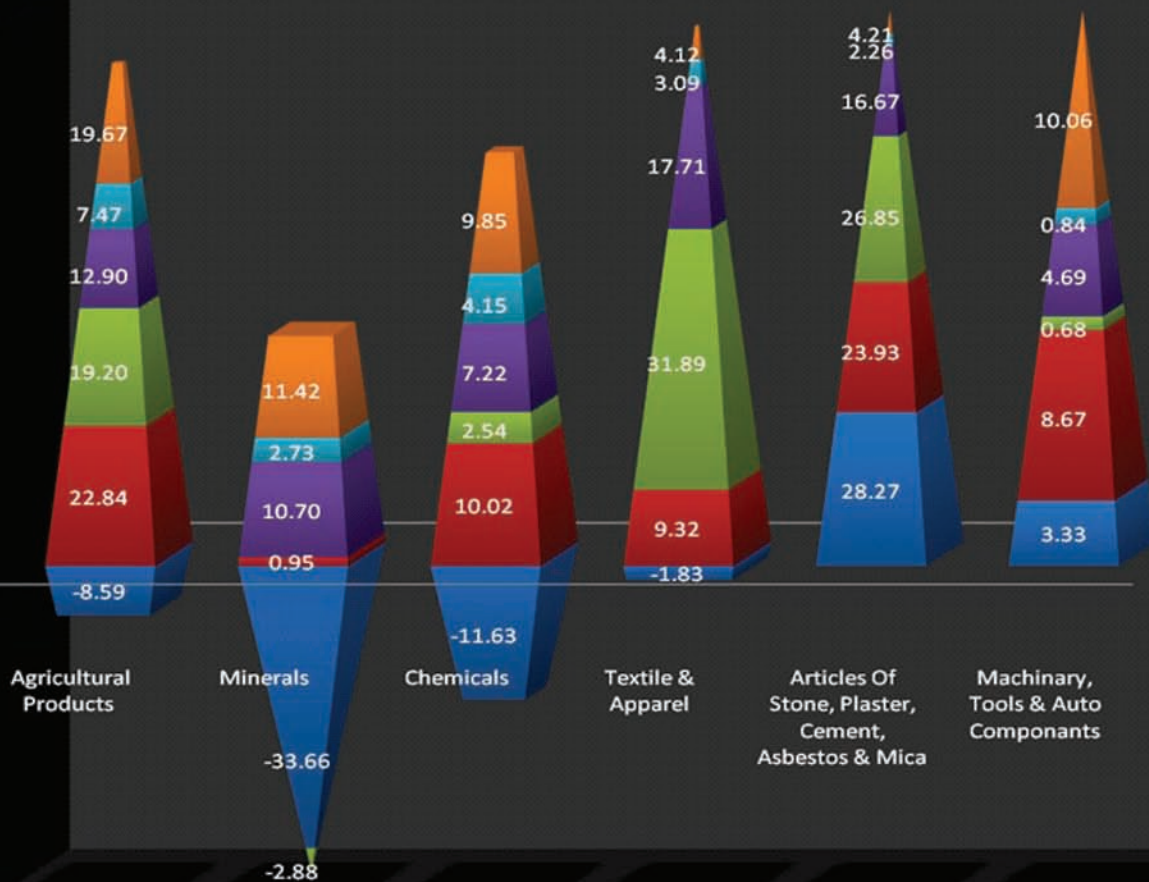
### Overview of India- ASEAN Trade

ASEAN is an important trade partner of India. Almost 10% of India's exports go to ASEAN. India's export to ASEAN countries increased to US\$ 31.29 billion in 2014 from US\$ 22.96 billion in 2010 accounting for 2.46 % share in ASEAN's total imports from world.

Commodity Description	Values in US\$ Billions														India's % Share in ASEAN's Import in 2014	India's Export to World in 2014	ASEAN's % Share in India's Export in 2014
	India's exports to ASEAN							ASEAN's Import From World									
	2010	2011	2012	2013	2014	Growth % (2013-14)	CAGR% (2010-2014)	2010	2011	2012	2013	2014	Growth % (2013-14)	CAGR% (2010-2014)			
<b>A) Agricultural Products (HS Chapters 02, 04 &amp; 06-24)</b>																	
Animal Products : Meat, Edible Meat Offal, Eggs, Natural Honey, Dairy Products	0.67	1.23	1.53	2.93	3.23	↑ 10.38	↑ 48.16	6.75	8.34	8.03	9.10	13.88	↑ 52.60	↑ 19.73	23.29	5.56	58.16
Vegetable, Tea, Coffee, Spices, Cereals	1.18	2.32	3.01	2.93	2.45	↓ -16.17	↑ 20.07	18.58	24.67	24.59	24.02	29.01	↑ 20.74	↑ 11.78	8.46	20.48	11.98
Oils, Prepared Foodstuffs; Sugar, Cocoa, Beverages & Tobacco	1.04	1.33	1.24	1.35	0.90	↓ -33.37	↓ -3.62	28.95	37.76	39.89	40.86	45.30	↑ 10.86	↑ 11.84	1.98	7.43	12.07
<b>Total Trade of Agricultural Products</b>	<b>2.89</b>	<b>4.88</b>	<b>5.78</b>	<b>7.20</b>	<b>6.58</b>	<b>↓ -8.59</b>	<b>↑ 22.84</b>	<b>54.28</b>	<b>70.77</b>	<b>72.50</b>	<b>73.98</b>	<b>88.18</b>	<b>↑ 19.20</b>	<b>↑ 12.90</b>	<b>7.47</b>	<b>33.47</b>	<b>19.67</b>
<b>B) Minerals (HS Chapters 25-27)</b>																	
Minerals	7.22	11.72	10.38	11.31	7.50	↓ -33.66	↑ 0.95	183.15	260.78	278.69	283.16	275.00	↓ -2.88	↑ 10.70	2.73	65.70	11.42
<b>Total Trade of Minerals</b>	<b>7.22</b>	<b>11.72</b>	<b>10.38</b>	<b>11.31</b>	<b>7.50</b>	<b>↓ -33.66</b>	<b>↑ 0.95</b>	<b>183.15</b>	<b>260.78</b>	<b>278.69</b>	<b>283.16</b>	<b>275.00</b>	<b>↓ -2.88</b>	<b>↑ 10.70</b>	<b>2.73</b>	<b>65.70</b>	<b>11.42</b>
<b>C) Chemicals (HS Chapters 28-30, 32-35 &amp; 38)</b>																	
Organic & Inorganic Chemicals	1.27	1.85	2.25	2.18	1.74	↓ -20.45	↑ 8.07	28.07	34.72	34.54	34.84	35.73	↑ 2.56	↑ 6.22	4.86	13.46	12.90
Pharmaceutical Products	0.34	0.49	0.55	0.65	0.70	↑ 6.76	↑ 19.84	7.31	8.73	9.35	9.86	9.71	↓ -1.56	↑ 7.34	7.20	11.66	5.99
Dyes, Paints, Cosmetics, Washing preparation & Other Chemical Products	0.64	0.71	0.71	0.90	0.87	↓ -3.60	↑ 7.81	24.79	29.40	30.73	32.85	34.09	↑ 3.76	↑ 8.29	2.54	8.40	10.31
<b>Total Trade of Chemicals</b>	<b>2.25</b>	<b>3.05</b>	<b>3.50</b>	<b>3.74</b>	<b>3.30</b>	<b>↓ -11.63</b>	<b>↑ 10.02</b>	<b>60.17</b>	<b>72.85</b>	<b>74.62</b>	<b>77.55</b>	<b>79.53</b>	<b>↑ 2.54</b>	<b>↑ 7.22</b>	<b>4.15</b>	<b>33.53</b>	<b>9.85</b>
<b>D) Textile &amp; Apparel (HS Chapters 50-63)</b>																	
Textiles	0.92	0.93	0.90	1.32	1.30	↓ -1.25	↑ 9.03	22.57	29.60	29.53	31.82	37.72	↑ 18.52	↑ 13.70	3.45	17.45	7.45
Apparel	0.19	0.22	0.24	0.30	0.29	↓ -4.32	↑ 10.62	4.24	5.32	5.92	7.21	13.76	↑ 90.96	↑ 34.19	2.12	21.15	1.38
<b>Total Trade of Textile &amp; Apparel</b>	<b>1.11</b>	<b>1.15</b>	<b>1.15</b>	<b>1.62</b>	<b>1.59</b>	<b>↓ -1.83</b>	<b>↑ 9.32</b>	<b>26.81</b>	<b>34.92</b>	<b>35.44</b>	<b>39.03</b>	<b>51.48</b>	<b>↑ 31.89</b>	<b>↑ 17.71</b>	<b>3.09</b>	<b>38.60</b>	<b>4.12</b>
<b>E) Articles Of Stone, Plaster, Cement, Asbestos &amp; Mica (HS Chapter 68)</b>																	
Articles Of Stone, Plaster, Cement, Asbestos & Mica	0.03	0.04	0.04	0.05	0.06	↑ 28.27	↑ 23.93	1.41	1.66	1.93	2.06	2.61	↑ 26.85	↑ 16.67	2.26	1.41	4.21
<b>Total Trade of Articles Of Stone, Plaster, Cement, Asbestos &amp; Mica</b>	<b>0.03</b>	<b>0.04</b>	<b>0.04</b>	<b>0.05</b>	<b>0.06</b>	<b>↑ 28.27</b>	<b>↑ 23.93</b>	<b>1.41</b>	<b>1.66</b>	<b>1.93</b>	<b>2.06</b>	<b>2.61</b>	<b>↑ 26.85</b>	<b>↑ 16.67</b>	<b>2.26</b>	<b>1.41</b>	<b>4.21</b>
<b>F) Machinery, Tools &amp; Auto Components (HS Chapters 82, 84, 85 &amp; 87)</b>																	
Tools, Implements, Cutlery, Spoons And Forks, Of Base Metal; Parts Thereof Of Base Metal	0.04	0.06	0.05	0.06	0.05	↓ -14.21	↑ 5.69	3.46	4.06	4.33	4.06	4.93	↑ 21.50	↑ 9.26	1.09	0.91	5.85
Boilers, Machinery And Mechanical Appliances; Parts Thereof	1.01	1.30	1.38	1.74	1.81	↑ 3.97	↑ 15.62	133.20	147.10	162.01	156.99	156.88	↓ -0.07	↑ 4.18	1.15	13.60	13.30
Electrical Machinery And Equipment And Parts Thereof; Sound Recorders And Reproducers, Television Image And Sound Recorders And Reproducers, And Parts And Accessories Of Such Articles	0.73	1.03	0.78	0.88	0.91	↑ 3.04	↑ 5.47	213.28	216.39	238.21	251.17	254.24	↑ 1.22	↑ 4.49	0.36	9.00	10.09
Vehicles Other Than Railway Or Tramway Rolling-Stock, And Parts And Accessories Thereof	0.95	0.98	1.20	1.01	1.05	↑ 3.57	↑ 2.52	30.24	35.75	44.39	41.30	40.57	↓ -1.78	↑ 7.62	2.59	14.48	7.26
<b>Total Trade of Machinery, Tools &amp; Auto Components</b>	<b>2.74</b>	<b>3.37</b>	<b>3.41</b>	<b>3.70</b>	<b>3.82</b>	<b>↑ 3.33</b>	<b>↑ 8.67</b>	<b>380.17</b>	<b>403.29</b>	<b>448.94</b>	<b>453.51</b>	<b>456.61</b>	<b>↑ 0.68</b>	<b>↑ 4.69</b>	<b>0.84</b>	<b>38.00</b>	<b>10.06</b>
<b>Total trade of [A + B + C + D + E + F]</b>	<b>16.25</b>	<b>24.20</b>	<b>24.26</b>	<b>27.61</b>	<b>22.86</b>	<b>↓ -17.21</b>	<b>↑ 8.91</b>	<b>706.00</b>	<b>844.27</b>	<b>912.12</b>	<b>929.30</b>	<b>953.42</b>	<b>↑ 2.60</b>	<b>↑ 7.80</b>	<b>2.40</b>	<b>210.70</b>	<b>10.85</b>
<b>Other Commodities</b>	<b>6.71</b>	<b>10.30</b>	<b>8.03</b>	<b>10.28</b>	<b>8.44</b>	<b>↓ -17.90</b>	<b>↑ 5.88</b>	<b>245.65</b>	<b>311.93</b>	<b>314.05</b>	<b>322.17</b>	<b>319.23</b>	<b>↓ -0.91</b>	<b>↑ 6.77</b>	<b>2.64</b>	<b>106.85</b>	<b>7.90</b>
<b>Total Trade</b>	<b>22.96</b>	<b>34.50</b>	<b>32.30</b>	<b>37.89</b>	<b>31.29</b>	<b>↓ -17.40</b>	<b>↑ 8.05</b>	<b>951.64</b>	<b>1156.21</b>	<b>1226.16</b>	<b>1251.47</b>	<b>1272.65</b>	<b>↑ 1.69</b>	<b>↑ 7.54</b>	<b>2.46</b>	<b>317.54</b>	<b>9.86</b>

India's export of Agricultural and processed food products and also Articles of stone to ASEAN countries have shown appreciable compound annual growth rate of 22.84% during 2010-14. Other commodities like Minerals, Chemicals, Textile and Machinery, Tools & Auto components have registered a positive compound annual growth rate of 0.95%, 10.02%, 9.32% & 8.67% respectively during the same period.

100%  
80%  
60%  
40%  
20%  
0%  
-20%  
-40%  
-60%



- India's exports to ASEAN % Growth (2014 Over 2013)
- India's exports to ASEAN CAGR % (2010-2014)
- ASEAN's Import From World % Growth (2014 Over 2013)
- ASEAN's Import From World CAGR % (2010-2014)
- India's % Share in ASEAN's Import in 2014
- ASEAN's % Share in India's Export in 2014

**INDIA AND ASEAN MEMBER COUNTRY-WISE  
BREAK-UP OF TRADE STATISTICS**

**AND ALSO**

**COUNTRY-WISE BREAK-UP OF MFN AND  
PREFERENTIAL TARIFF HIGHLIGHTING THE NOS.  
OF PRODUCTS UNDER VARIOUS CHAPTERS  
WHICH ENJOY EITHER 0% MFN TARIFF OR 0%  
PREFERENTIAL TARIFF**

**Table 1.1: Overview of India - Indonesia Trade**

Values in US \$ Billions

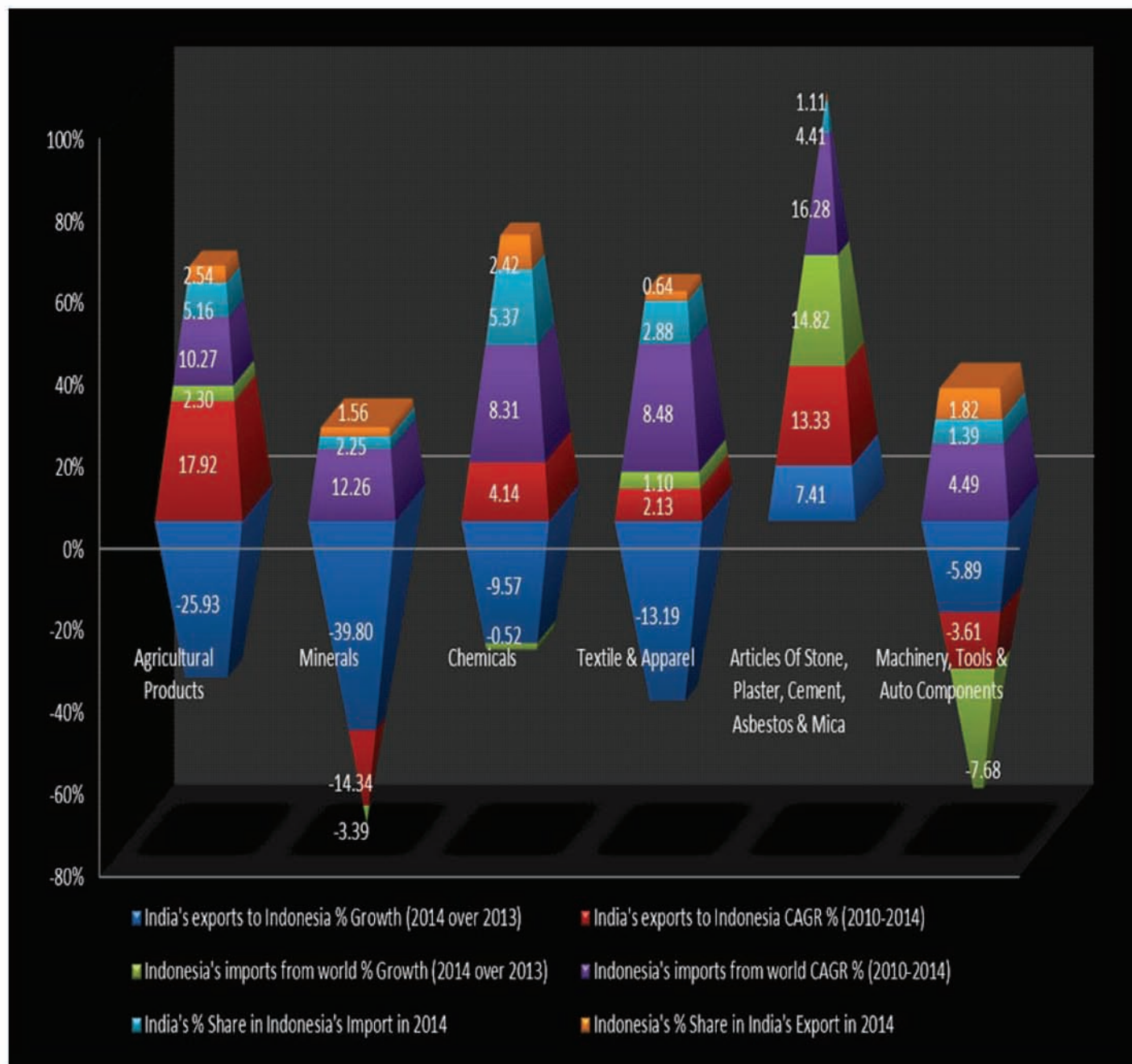
Commodity	India's exports to Indonesia					India's imports from Indonesia					Total trade				
	2017	2018	2019	2020	2021	2017	2018	2019	2020	2021	2017	2018	2019	2020	2021
<b>Total</b>	1000	1000	1000	1000	1000	1000	1000	1000	1000	1000	1000	1000	1000	1000	1000
<b>Merchandise</b>	800	800	800	800	800	800	800	800	800	800	800	800	800	800	800
<b>Manufactures</b>	400	400	400	400	400	400	400	400	400	400	400	400	400	400	400
<b>Mineral products</b>	100	100	100	100	100	100	100	100	100	100	100	100	100	100	100
<b>Others</b>	300	300	300	300	300	300	300	300	300	300	300	300	300	300	300
<b>Services</b>	200	200	200	200	200	200	200	200	200	200	200	200	200	200	200
<b>Transport</b>	100	100	100	100	100	100	100	100	100	100	100	100	100	100	100
<b>Travel</b>	50	50	50	50	50	50	50	50	50	50	50	50	50	50	50
<b>Other services</b>	50	50	50	50	50	50	50	50	50	50	50	50	50	50	50

Source: Directorate General of Foreign Trade, India; Badan Pusat Statistik, Indonesia; and the authors' calculations. The data is preliminary and subject to change.

Notes: The trade data is based on the Harmonized System (HS) classification. The total trade is the sum of exports and imports. The merchandise trade is the sum of manufactures, mineral products, and others. The services trade is the sum of transport, travel, and other services.

## Graph 1.1: Overview of India - Indonesia Trade

(Graphical representation of % Growth rate, % CAGR & % Share)



**Table 1.2: Overview of Preferential access offered by Indonesia to India**

Commodity Description	No. of Products					Percentage of Items where		
	Total	Having Tariff Preference	MFN = 0	Pref. Tariff = 0	Pref. Tariff > 0	MFN = 0	Pref. Tariff = 0	Pref. Tariff > 0
<b>A) Agricultural Products (HS Chapters 02, 04 &amp; 06-24)</b>								
Animal Products : Meat, Edible Meat Offal, Eggs, Natural Honey, Dairy Products	132	87	0	57	30	0.00	43.18	22.73
Vegetable, Tea, Coffee, Spices, Cereals	480	258	55	176	82	11.46	36.67	17.08
Oils, Prepared Foodstuffs; Sugar, Cocoa, Beverages & Tobacco	617	462	35	345	117	5.67	55.92	18.96
<b>Total of [A]</b>	<b>1229</b>	<b>807</b>	<b>90</b>	<b>578</b>	<b>229</b>	<b>7.32</b>	<b>47.03</b>	<b>18.63</b>
<b>B) Minerals (HS Chapters 25-27)</b>								
Minerals	206	128	73	92	36	35.44	44.66	17.48
<b>Total of [B]</b>	<b>206</b>	<b>128</b>	<b>73</b>	<b>92</b>	<b>36</b>	<b>35.44</b>	<b>44.66</b>	<b>17.48</b>
<b>C) Chemicals (HS Chapters 28-30, 32-35 &amp; 38)</b>								
Organic & Inorganic Chemicals	623	486	114	271	215	18.30	43.50	34.51
Pharmaceutical Products	103	72	22	61	11	21.36	59.22	10.68
Dyes, Paints, Cosmetics , Washing preparation & Other Chemical Products	452	330	39	164	166	8.63	36.28	36.73
<b>Total of [C]</b>	<b>1178</b>	<b>888</b>	<b>175</b>	<b>496</b>	<b>392</b>	<b>14.86</b>	<b>42.11</b>	<b>33.28</b>
<b>D) Textile &amp; Apparel (HS Chapters 50-63)</b>								
Textiles	731	693	6	120	573	0.82	16.42	78.39
Apparel	436	171	1	2	169	0.23	0.46	38.76
<b>Total of [D]</b>	<b>1167</b>	<b>864</b>	<b>7</b>	<b>122</b>	<b>742</b>	<b>0.60</b>	<b>10.45</b>	<b>63.58</b>
<b>E) Articles Of Stone, Plaster, Cement, Asbestos &amp; Mica (HS Chapter 68)</b>								
Articles Of Stone, Plaster, Cement, Asbestos & Mica	81	81	0	15	66	0.00	18.52	81.48
<b>Total of [E]</b>	<b>81</b>	<b>81</b>	<b>0</b>	<b>15</b>	<b>66</b>	<b>0.00</b>	<b>18.52</b>	<b>81.48</b>
<b>F) Machinery, Tools &amp; Auto Components (HS Chapters 82, 84, 85 &amp; 87)</b>								
Tools, Implements, Cutlery, Spoons And Forks, Of Base Metal; Parts Thereof Of Base Metal	75	58	11	9	49	14.67	12.00	65.33
Boilers, Machinery And Mechanical Appliances; Parts Thereof	1311	1031	233	676	355	17.77	51.56	27.08
Electrical Machinery And Equipment And Parts Thereof; Sound Recorders And Reproducers, Television Image And Sound Recorders And Reproducers, And Parts And Accessories Of Such Articles	812	590	207	175	415	25.49	21.55	51.11
Vehicles Other Than Railway Or Tramway Rolling-Stock, And Parts And Accessories Thereof	532	382	15	9	373	2.82	1.69	70.11
<b>Total of [F]</b>	<b>2730</b>	<b>2061</b>	<b>466</b>	<b>869</b>	<b>1192</b>	<b>17.07</b>	<b>31.83</b>	<b>43.66</b>
<b>Total of [A+B+C+D+E+F]</b>	<b>6591</b>	<b>4829</b>	<b>811</b>	<b>2172</b>	<b>2657</b>	<b>12.30</b>	<b>32.95</b>	<b>40.31</b>

The above table 1.2 shows that Indonesia has granted preferential tariff to India on 3965 products or 73% of the products out of the above 5424 major items covered at disaggregated level viz., Agricultural and processed food products, Mineral products like Salt, Sulphur, Earths & Stone; Plastering Materials; Lime & Cement, Ores, Slag and Ash etc, chemical and pharmaceutical, dyes etc., textiles and apparels, machinery, tools, auto components etc. which form major imports of the ASEAN region. Indonesia has extended tariff preference on all products falling under chapter 68 (Articles of Stone) and chapters 25 to 27 (Mineral products). There are 578 products in the Agricultural and processed food sector which enjoy 0% preferential tariff when imported from India. The Chemical sector enjoys preferential tariff on 888 products out of which 496 have 0% preferential tariff. Machinery, Tools & Auto components and also Textile sector enjoys preferential tariff on 2061 and 864 products respectively out of which 869 and 122 products respectively have 0% preferential tariff.

**Table 2.1 Overview of India - Malaysia Trade**

Values in US \$ Billions

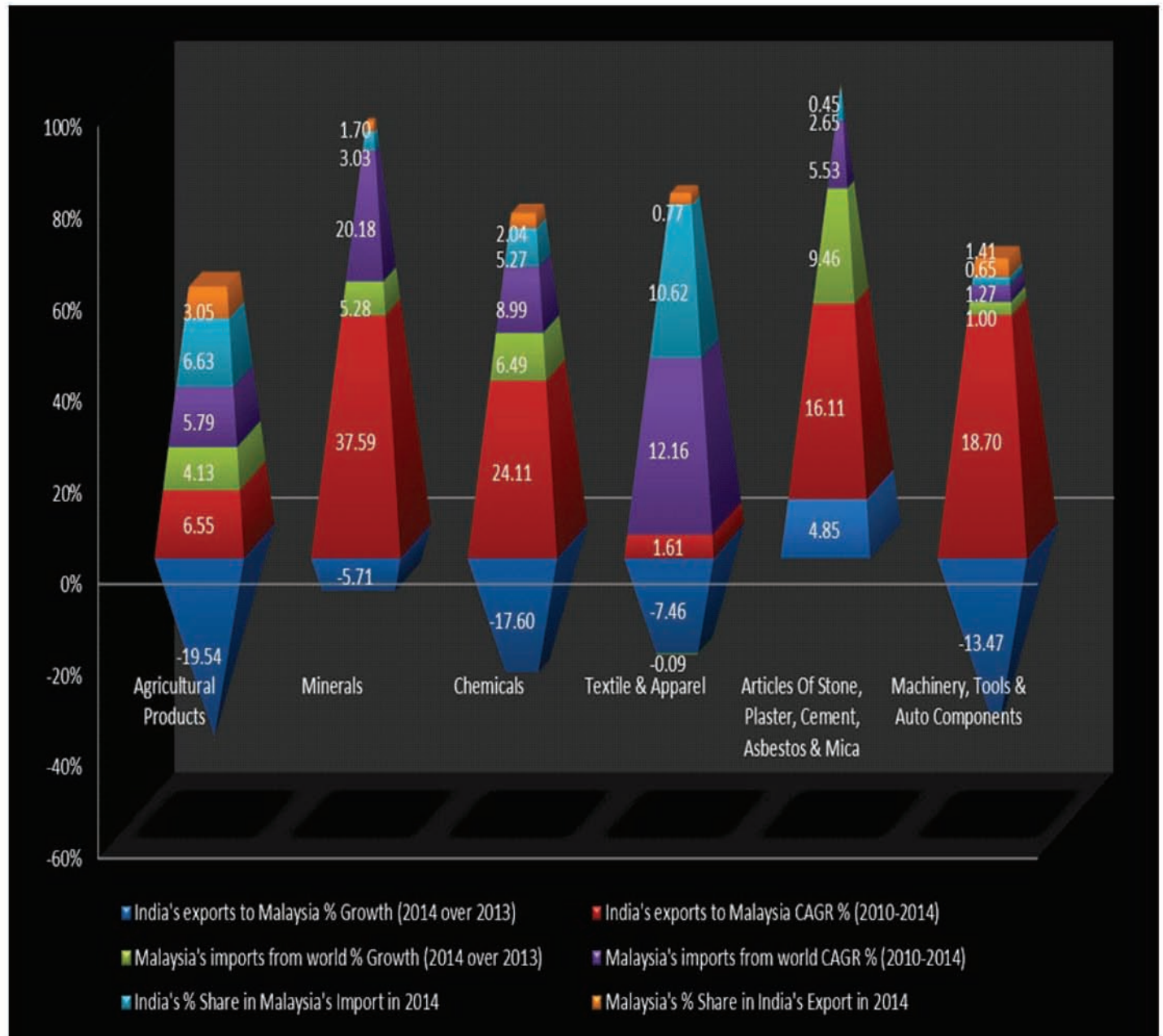
Commodity Description	India's exports to Malaysia							Malaysia's imports from world							India's % Share in Malaysia's Import in 2014	India's Export to World in 2014	Malaysia's % Share in India's Export in 2014
	2010	2011	2012	2013	2014	Growth % (2013-14)	CAGR% (2010-2014)	2010	2011	2012	2013	2014	Growth % (2013-14)	CAGR% (2010-2014)			
<b>A) Agricultural Products (HS Chapters 02, 04 &amp; 06-24)</b>																	
Animal Products : Meat, Edible Meat Offal, Eggs, Natural Honey, Dairy Products	0.21	0.29	0.33	0.46	0.42	↘ -8.85	↗ 19.10	1.14	1.48	1.55	1.82	2.06	↗ 13.16	↗ 15.83	20.19	5.56	7.48
Vegetable, Tea, Coffee, Spices, Cereals	0.50	0.62	0.66	0.72	0.49	↘ -32.97	↘ -0.90	3.89	4.68	4.57	4.77	4.73	↘ -0.82	↗ 5.06	10.25	20.48	2.37
Oils, Prepared Foodstuffs; Sugar, Cocoa, Beverages & Tobacco	0.08	0.18	0.18	0.09	0.12	↗ 34.56	↗ 9.79	7.28	9.66	9.55	8.21	8.62	↗ 5.01	↗ 4.34	1.40	7.43	1.62
<b>Total Trade of Agricultural Products</b>	<b>0.79</b>	<b>1.09</b>	<b>1.17</b>	<b>1.27</b>	<b>1.02</b>	↘ -19.54	↗ 6.55	<b>12.31</b>	<b>15.82</b>	<b>15.67</b>	<b>14.80</b>	<b>15.42</b>	↗ 4.13	↗ 5.79	<b>6.63</b>	<b>33.47</b>	<b>3.05</b>
<b>B) Minerals (HS Chapters 25-27)</b>																	
Minerals	0.31	0.48	0.48	1.18	1.12	↘ -5.71	↗ 37.59	17.68	23.76	29.54	35.04	36.89	↗ 5.28	↗ 20.18	3.03	65.70	1.70
<b>Total Trade of Minerals</b>	<b>0.31</b>	<b>0.48</b>	<b>0.48</b>	<b>1.18</b>	<b>1.12</b>	↘ -5.71	↗ 37.59	<b>17.68</b>	<b>23.76</b>	<b>29.54</b>	<b>35.04</b>	<b>36.89</b>	↗ 5.28	↗ 20.18	<b>3.03</b>	<b>65.70</b>	<b>1.70</b>
<b>C) Chemicals (HS Chapters 28-30, 32-35 &amp; 38)</b>																	
Organic & Inorganic Chemicals	0.19	0.45	0.42	0.68	0.53	↘ -22.86	↗ 29.06	4.64	5.60	5.53	5.84	6.29	↗ 7.67	↗ 7.90	8.37	13.46	3.91
Pharmaceutical Products	0.03	0.04	0.04	0.05	0.05	↗ 19.14	↗ 13.05	0.96	1.20	1.36	1.40	1.53	↗ 8.91	↗ 12.22	3.55	11.66	0.46
Dyes, Paints, Cosmetics, Washing preparation & Other Chemical Products	0.06	0.11	0.08	0.10	0.10	↗ 1.40	↗ 12.04	3.57	4.17	4.37	4.92	5.13	↗ 4.40	↗ 9.47	1.99	8.40	1.22
<b>Total Trade of Chemicals</b>	<b>0.29</b>	<b>0.60</b>	<b>0.53</b>	<b>0.83</b>	<b>0.68</b>	↘ -17.60	↗ 24.11	<b>9.17</b>	<b>10.97</b>	<b>11.26</b>	<b>12.15</b>	<b>12.94</b>	↗ 6.49	↗ 8.99	<b>5.27</b>	<b>33.53</b>	<b>2.04</b>
<b>D) Textile &amp; Apparel (HS Chapters 50-63)</b>																	
Textiles	0.21	0.22	0.17	0.19	0.14	↘ -29.09	↘ -9.85	1.27	1.88	1.93	1.60	1.52	↘ -5.32	↗ 4.58	9.07	17.45	0.79
Apparel	0.07	0.07	0.09	0.13	0.16	↗ 26.05	↗ 23.07	0.49	0.79	0.95	1.18	1.27	↗ 7.00	↗ 26.75	12.47	21.15	0.75
<b>Total Trade of Textile &amp; Apparel</b>	<b>0.28</b>	<b>0.29</b>	<b>0.26</b>	<b>0.32</b>	<b>0.30</b>	↘ -7.46	↗ 1.61	<b>1.76</b>	<b>2.67</b>	<b>2.88</b>	<b>2.79</b>	<b>2.78</b>	↘ -0.09	↗ 12.16	<b>10.62</b>	<b>38.60</b>	<b>0.77</b>
<b>E) Articles Of Stone, Plaster, Cement, Asbestos &amp; Mica</b>																	
Articles Of Stone, Plaster, Cement, Asbestos & Mica	0.00	0.01	0.01	0.01	0.01	4.85	16.11	0.19	0.22	0.20	0.22	0.24	9.46	5.53	2.65	1.41	0.45
<b>Total Trade of Articles Of Stone, Plaster, Cement, Asbestos &amp; Mica</b>	<b>0.00</b>	<b>0.01</b>	<b>0.01</b>	<b>0.01</b>	<b>0.01</b>	<b>4.85</b>	<b>16.11</b>	<b>0.19</b>	<b>0.22</b>	<b>0.20</b>	<b>0.22</b>	<b>0.24</b>	<b>9.46</b>	<b>5.53</b>	<b>2.65</b>	<b>1.41</b>	<b>0.45</b>
<b>F) Machinery, Tools &amp; Auto Components (HS Chapters 82, 84, 85 &amp; 87)</b>																	
Tools, Implements, Cutlery, Spoons And Forks, Of Base Metal; Parts Thereof Of Base Metal	0.00	0.00	0.01	0.02	0.01	↘ -58.06	14.32	0.54	0.57	0.59	0.54	0.54	-0.85	-0.27	1.20	0.91	0.70
Boilers, Machinery And Mechanical Appliances; Parts Thereof	0.13	0.17	0.18	0.35	0.32	-7.15	↗ 25.40	21.29	22.73	23.41	23.17	22.45	-3.11	1.33	1.43	13.60	2.36
Electrical Machinery And Equipment And Parts Thereof; Sound Recorders And Reproducers, Television Image And Sound Recorders And Reproducers, And Parts And Accessories Of Such Articles	0.10	0.19	0.14	0.15	0.15	-0.24	12.05	51.23	50.71	50.21	51.19	53.39	4.31	1.04	0.29	9.00	1.69
Vehicles Other Than Railway Or Tramway Rolling-Stock, And Parts And Accessories Thereof	0.04	0.04	0.09	0.11	0.06	↘ -46.92	8.98	5.72	5.87	7.11	7.16	6.50	-9.20	3.26	0.86	14.48	0.39
<b>Total Trade of Machinery, Tools &amp; Auto Components</b>	<b>0.27</b>	<b>0.41</b>	<b>0.41</b>	<b>0.62</b>	<b>0.54</b>	<b>-13.47</b>	<b>18.70</b>	<b>78.79</b>	<b>79.88</b>	<b>81.33</b>	<b>82.06</b>	<b>82.88</b>	<b>1.00</b>	<b>1.27</b>	<b>0.65</b>	<b>38.00</b>	<b>1.41</b>
<b>Total trade of [A+B+C+D+E+F]</b>	<b>1.94</b>	<b>2.87</b>	<b>2.85</b>	<b>4.23</b>	<b>3.66</b>	<b>-13.45</b>	<b>17.15</b>	<b>119.90</b>	<b>133.32</b>	<b>140.88</b>	<b>147.06</b>	<b>151.15</b>	<b>2.78</b>	<b>5.96</b>	<b>2.42</b>	<b>210.70</b>	<b>1.74</b>
<b>Other Commodities</b>	<b>1.61</b>	<b>0.93</b>	<b>0.94</b>	<b>1.27</b>	<b>0.98</b>	<b>-22.54</b>	<b>-11.63</b>	<b>44.69</b>	<b>54.25</b>	<b>55.31</b>	<b>58.76</b>	<b>57.68</b>	<b>-1.84</b>	<b>6.59</b>	<b>1.71</b>	<b>106.85</b>	<b>0.92</b>
<b>Total Trade</b>	<b>3.56</b>	<b>3.80</b>	<b>3.79</b>	<b>5.50</b>	<b>4.64</b>	<b>-15.55</b>	<b>6.90</b>	<b>164.59</b>	<b>187.57</b>	<b>196.20</b>	<b>205.81</b>	<b>208.82</b>	<b>1.46</b>	<b>6.13</b>	<b>2.22</b>	<b>317.54</b>	<b>1.46</b>

The above table 2.1 highlights the major trade of Malaysia. Almost 1.5% of India's exports go to Malaysia. India's export to Malaysia increased to US\$ 4.64 billion in 2014 from US\$ 3.56 billion in 2010 and accounted for 2.22% of Malaysia's total imports from world.

India's exports of Agricultural and processed food products to Malaysia have shown appreciable compound annual growth rate of 6.55% during 2010-14. Other commodities like Chemicals and Pharmaceuticals, Article of stone, Textiles, Machinery, Tools & Auto components have shown positive compound annual growth rate of 24.11%, 16.11%, 1.61% & 18.70% respectively during 2010-14.

## Graph 2.1: Overview of India - Malaysia Trade

(Graphical representation of % Growth rate, % CAGR & % Share)



**Table 2.2: Overview of Preferential access offered by Malaysia to India**

Commodity Description	No. of Products					Percentage of Items where		
	Total	Having Tariff Preference	MFN = 0	Pref. Tariff = 0	Pref. Tariff > 0	MFN = 0	Pref. Tariff = 0	Pref. Tariff > 0
<b>A) Agricultural Products (HS Chapters 02, 04 &amp; 06-24)</b>								
Animal Products : Meat, Edible Meat Offal, Eggs, Natural Honey, Dairy Products	132	132	0	0	132	0.00	0.00	100.00
Vegetable, Tea, Coffee, Spices, Cereals	474	430	9	0	430	1.90	0.00	90.72
Oils, Prepared Foodstuffs; Sugar, Cocoa, Beverages & Tobacco	599	556	0	0	556	0.00	0.00	92.82
<b>Total of [A]</b>	<b>1205</b>	<b>1118</b>	<b>9</b>	<b>0</b>	<b>1118</b>	<b>0.75</b>	<b>0.00</b>	<b>92.78</b>
<b>B) Minerals (HS Chapters 25-27)</b>								
Minerals	204	201	0	0	201	0.00	0.00	98.53
<b>Total of [B]</b>	<b>204</b>	<b>201</b>	<b>0</b>	<b>0</b>	<b>201</b>	<b>0.00</b>	<b>0.00</b>	<b>98.53</b>
<b>C) Chemicals (HS Chapters 28-30, 32-35 &amp; 38)</b>								
Organic & Inorganic Chemicals	613	594	6	0	594	0.98	0.00	96.90
Pharmaceutical Products	99	90	0	0	90	0.00	0.00	90.91
Dyes, Paints, Cosmetics , Washing preparation & Other Chemical Products	443	430	0	0	430	0.00	0.00	97.07
<b>Total of [C]</b>	<b>1155</b>	<b>1114</b>	<b>6</b>	<b>0</b>	<b>1114</b>	<b>0.52</b>	<b>0.00</b>	<b>96.45</b>
<b>D) Textile &amp; Apparel (HS Chapters 50-63)</b>								
Textiles	698	444	0	0	444	0.00	0.00	63.61
Apparel	381	42	0	0	42	0.00	0.00	11.02
<b>Total of [D]</b>	<b>1079</b>	<b>486</b>	<b>0</b>	<b>0</b>	<b>486</b>	<b>0.00</b>	<b>0.00</b>	<b>45.04</b>
<b>E) Articles Of Stone, Plaster, Cement, Asbestos &amp; Mica (HS Chapter 68)</b>								
Articles Of Stone, Plaster, Cement, Asbestos & Mica	76	76	0	0	76	0.00	0.00	100.00
<b>Total of [E]</b>	<b>76</b>	<b>76</b>	<b>0</b>	<b>0</b>	<b>76</b>	<b>0.00</b>	<b>0.00</b>	<b>100.00</b>
<b>F) Machinery, Tools &amp; Auto Components (HS Chapters 82, 84, 85 &amp; 87)</b>								
Tools, Implements, Cutlery, Spoons And Forks, Of Base Metal; Parts Thereof Of Base Metal	73	70	0	0	70	0.00	0.00	95.89
Boilers, Machinery And Mechanical Appliances; Parts Thereof	1268	1210	0	0	1210	0.00	0.00	95.43
Electrical Machinery And Equipment And Parts Thereof; Sound Recorders And Reproducers, Television Image And Sound Recorders And Reproducers, And Parts And Accessories Of Such Articles	798	772	0	0	772	0.00	0.00	96.74
Vehicles Other Than Railway Or Tramway Rolling-Stock, And Parts And Accessories Thereof	466	345	0	0	345	0.00	0.00	74.03
<b>Total of [F]</b>	<b>2605</b>	<b>2397</b>	<b>0</b>	<b>0</b>	<b>2397</b>	<b>0.00</b>	<b>0.00</b>	<b>92.02</b>
<b>Total of [A+B+C+D+E+F]</b>	<b>6324</b>	<b>5392</b>	<b>15</b>	<b>0</b>	<b>5392</b>	<b>0.24</b>	<b>0.00</b>	<b>85.26</b>

The above table 2.2 shows that Malaysia has granted preferential tariff to India on 1428 products or 28% of the products out of the above 5054 major items covered at disaggregated level i.e., Agricultural and processed food products, Mineral products like Salt, Sulphur, Earths & Stone; Plastering Materials; Lime & Cement, Ores, Slag and Ash etc., chemical and pharmaceutical, dyes etc., textiles and apparels, machinery, tools, auto components etc. which form major imports of the ASEAN region. Malaysia has extended tariff preference on 47 products out of 75 products falling under chapter 68 (Articles of Stone). The Machinery, Tools & Auto components and Textile & Apparel sector also enjoys preferential tariff on 508 and 504 products respectively out of which 306 and 222 products respectively have 0% preferential tariff.

Agricultural and processed food, Mineral and Chemical sectors also enjoys preferential tariff on 270, 18 & 81 products respectively out of which 206, 15 & 45 products respectively have 0% preferential tariff when imported from India.

### Table 3.1 Overview of India Myanmar Trade

Values in US \$ Billions

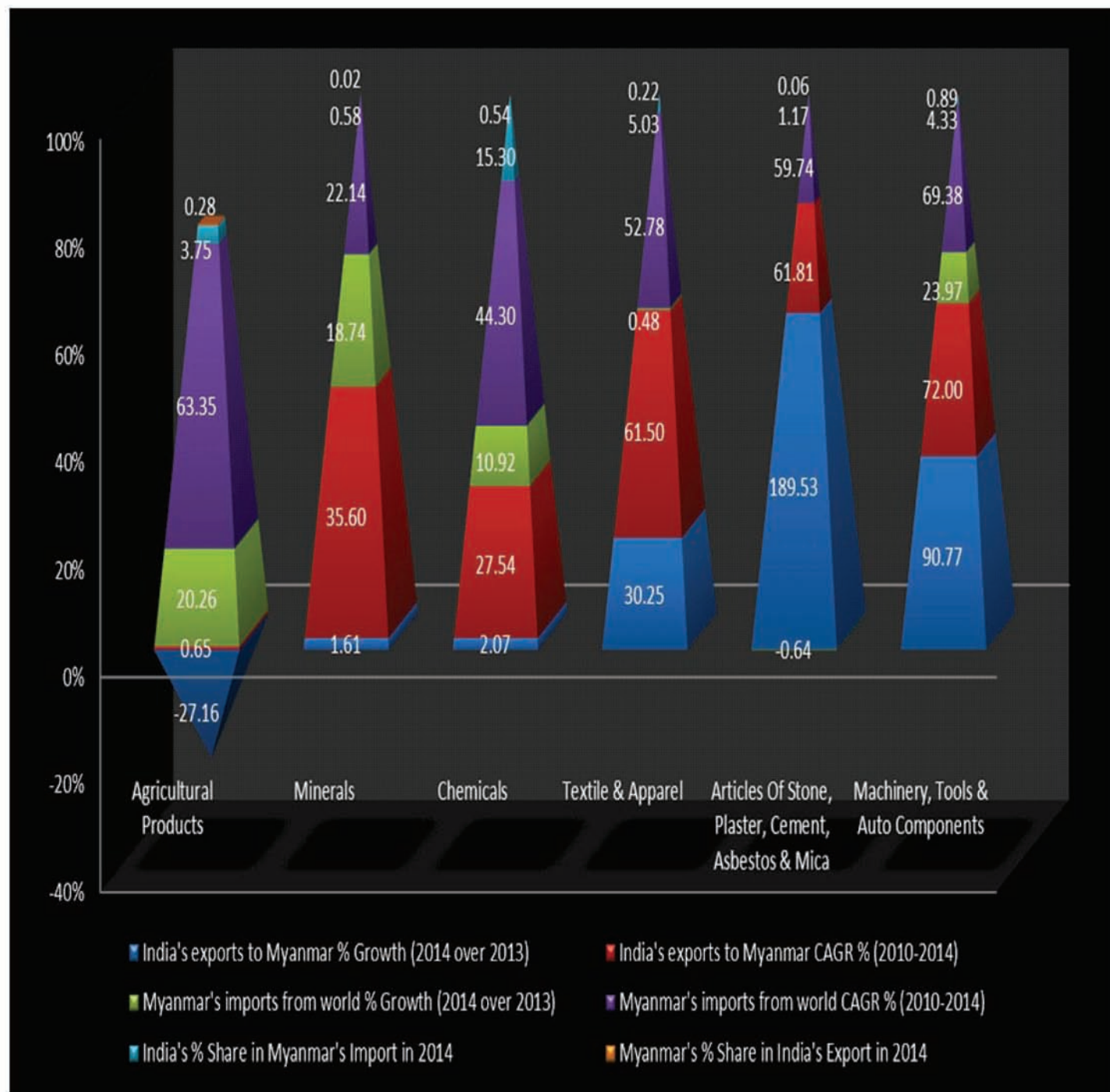
Commodity Description	India's exports to Myanmar						Myanmar's imports from world						India's % Share in Myanmar's Import in 2014	India's Export to World in 2014	Myanmar's % Share in India's Export in 2014		
	2010	2011	2012	2013	2014	Growth % (2013-14)	CAGR% (2010-2014)	2010	2011	2012	2013	2014				Growth % (2013-14)	CAGR% (2010-2014)
<b>A) Agricultural Products (HS Chapters 02, 04 &amp; 06-24)</b>																	
Animal Products : Meat, Edible Meat Offal, Eggs, Natural Honey, Dairy Products	0.07	0.03	0.01	0.01	0.00	↓ -73.66	↓ -57.27	0.05	0.12	0.07	0.08	0.09	↗ 14.54	↗ 13.25	2.52	5.56	0.04
Vegetable, Tea, Coffee, Spices, Cereals	0.00	0.00	0.01	0.02	0.01	↓ -41.85	↑ 93.85	0.07	0.12	0.15	0.22	0.45	↗ 102.39	↗ 57.92	2.88	20.48	0.06
Oils, Prepared Foodstuffs, Sugar, Cocoa, Beverages & Tobacco	0.02	0.04	0.05	0.10	0.08	↘ -19.73	↑ 35.11	0.22	1.41	1.61	1.76	1.93	↗ 10.09	↗ 71.90	4.01	7.43	1.04
<b>Total Trade of Agricultural Products</b>	<b>0.09</b>	<b>0.08</b>	<b>0.06</b>	<b>0.13</b>	<b>0.09</b>	↓ -27.16	↗ 0.65	<b>0.35</b>	<b>1.65</b>	<b>1.82</b>	<b>2.05</b>	<b>2.47</b>	↗ 20.26	↗ 63.35	<b>3.75</b>	<b>33.47</b>	<b>0.28</b>
<b>B) Minerals (HS Chapters 25-27)</b>																	
Minerals	0.00	0.00	0.00	0.01	0.01	↗ 1.61	↑ 35.60	1.04	1.09	1.32	1.95	2.32	↗ 18.74	↗ 22.14	0.58	65.70	0.02
<b>Total Trade of Minerals</b>	<b>0.00</b>	<b>0.00</b>	<b>0.00</b>	<b>0.01</b>	<b>0.01</b>	↗ 1.61	↑ 35.60	<b>1.04</b>	<b>1.09</b>	<b>1.32</b>	<b>1.95</b>	<b>2.32</b>	↗ 18.74	↗ 22.14	<b>0.58</b>	<b>65.70</b>	<b>0.02</b>
<b>C) Chemicals (HS Chapters 28-30, 32-35 &amp; 38)</b>																	
Organic & Inorganic Chemicals	0.00	0.00	0.01	0.01	0.01	↗ 3.49	↑ 19.58	0.04	0.19	0.19	0.23	0.27	↗ 14.12	↗ 58.41	2.02	13.46	0.04
Pharmaceutical Products	0.06	0.07	0.10	0.15	0.15	↗ 2.37	↑ 28.17	0.16	0.24	0.28	0.38	0.40	↗ 7.53	↗ 25.41	37.96	11.66	1.32
Dyes, Paints, Cosmetics, Washing preparation & Other Chemical Products	0.01	0.01	0.02	0.02	0.02	↘ -0.46	↑ 25.52	0.06	0.35	0.37	0.45	0.50	↗ 12.09	↗ 66.82	4.12	8.40	0.25
<b>Total Trade of Chemicals</b>	<b>0.07</b>	<b>0.09</b>	<b>0.13</b>	<b>0.18</b>	<b>0.18</b>	↗ 2.07	↑ 27.54	<b>0.27</b>	<b>0.78</b>	<b>0.84</b>	<b>1.06</b>	<b>1.17</b>	↗ 10.92	↗ 44.30	<b>15.30</b>	<b>33.53</b>	<b>0.54</b>
<b>D) Textile &amp; Apparel (HS Chapters 50-63)</b>																	
Textiles	0.01	0.01	0.02	0.05	0.07	↗ 23.58	↑ 58.95	0.30	0.93	1.03	1.35	1.37	↗ 1.71	↗ 46.32	4.79	17.45	0.38
Apparel	0.00	0.01	0.01	0.01	0.02	↗ 58.20	↑ 71.56	0.01	0.14	0.15	0.35	0.33	↘ -4.28	↗ 122.40	6.04	21.15	0.09
<b>Total Trade of Textile &amp; Apparel</b>	<b>0.01</b>	<b>0.02</b>	<b>0.02</b>	<b>0.07</b>	<b>0.09</b>	↗ 30.25	↑ 61.50	<b>0.31</b>	<b>1.06</b>	<b>1.17</b>	<b>1.70</b>	<b>1.71</b>	↗ 0.48	↗ 52.78	<b>5.03</b>	<b>38.60</b>	<b>0.22</b>
<b>E) Articles Of Stone, Plaster, Cement, Asbestos, &amp; Mica (HS Chapter 68)</b>																	
Articles Of Stone, Plaster, Cement, Asbestos & Mica	0.00	0.00	0.00	0.00	0.00	↑ 189.53	↑ 61.81	0.01	0.04	0.04	0.07	0.07	↘ -0.64	↑ 59.74	1.17	1.41	0.06
<b>Total Trade of Articles Of Stone, Plaster, Cement, Asbestos &amp; Mica</b>	<b>0.00</b>	<b>0.00</b>	<b>0.00</b>	<b>0.00</b>	<b>0.00</b>	↑ 189.53	↑ 61.81	<b>0.01</b>	<b>0.04</b>	<b>0.04</b>	<b>0.07</b>	<b>0.07</b>	↘ -0.64	↑ 59.74	<b>1.17</b>	<b>1.41</b>	<b>0.06</b>
<b>F) Machinery, Tools &amp; Auto Components (HS Chapters 82, 84, 85 &amp; 87)</b>																	
Tools, Implements, Cutlery, Spoons And Forks, Of Base Metal; Parts Thereof Of Base Metal	0.00	0.01	0.00	0.00	0.00	↗ 2.73	↗ 13.13	0.01	0.03	0.03	0.04	0.06	↗ 38.61	↗ 69.21	7.95	0.91	0.51
Boilers, Machinery And Mechanical Appliances; Parts Thereof	0.01	0.01	0.07	0.08	0.15	↑ 97.63	↑ 82.42	0.53	1.96	1.87	2.30	2.76	↗ 20.04	↗ 50.66	5.53	13.60	1.12
Electrical Machinery And Equipment And Parts Thereof; Sound Recorders And Reproducers, Television Image And Sound Recorders And Reproducers, And Parts And Accessories Of Such Articles	0.02	0.02	0.04	0.07	0.13	↑ 85.90	↑ 68.28	0.24	0.84	1.22	1.88	2.62	↗ 39.01	↗ 81.96	5.09	9.00	1.48
Vehicles Other Than Railway Or Tramway Rolling-Stock, And Parts And Accessories Thereof	0.01	0.01	0.02	0.02	0.05	↑ 99.90	↑ 72.44	0.17	1.34	2.09	2.08	2.38	↗ 14.38	↗ 93.97	2.02	14.48	0.33
<b>Total Trade of Machinery, Tools &amp; Auto Components</b>	<b>0.04</b>	<b>0.06</b>	<b>0.13</b>	<b>0.18</b>	<b>0.34</b>	↗ 90.77	↗ 72.00	<b>0.95</b>	<b>4.17</b>	<b>5.22</b>	<b>6.30</b>	<b>7.81</b>	↗ 23.97	↗ 69.38	<b>4.33</b>	<b>38.00</b>	<b>0.89</b>
<b>Total trade of [A+B+C+D+E+F]</b>	<b>0.21</b>	<b>0.25</b>	<b>0.35</b>	<b>0.56</b>	<b>0.71</b>	↗ 26.94	↗ 35.08	<b>2.93</b>	<b>8.79</b>	<b>10.42</b>	<b>13.13</b>	<b>15.55</b>	↗ 18.39	↗ 51.75	<b>4.57</b>	<b>210.70</b>	<b>0.34</b>
Other Commodities	0.06	0.21	0.18	0.18	0.16	↘ -13.70	↗ 27.85	1.23	3.66	4.98	5.55	6.22	↗ 12.09	↗ 49.92	2.54	106.85	0.15
<b>Total Trade</b>	<b>0.27</b>	<b>0.46</b>	<b>0.53</b>	<b>0.74</b>	<b>0.87</b>	↘ 16.92	↗ 33.61	<b>4.16</b>	<b>12.45</b>	<b>15.41</b>	<b>18.69</b>	<b>21.77</b>	↗ 16.52	↗ 51.21	<b>3.99</b>	<b>317.54</b>	<b>0.27</b>

The above table 3.1 throws light on the major trade between India and Myanmar. Almost 0.3% of India's exports go to Myanmar. India's export to Myanmar increased to US\$ 0.87 billion in 2014 from US\$ 0.27 billion in 2010 which accounts 4% share of Myanmar's total imports from world.

India's exports of Agricultural to Myanmar have shown compound annual growth rate of 0.65% from 2010-14. Other commodities like Minerals and Chemicals have shown positive compound annual growth rate of 35.60% & 27.54% respectively. Textiles & Apparels, Article of Stones & Machinery's, Tools & Auto components have also demonstrated positive CAGR of 61.50%, 61.81% & 72.00% respectively during 2010-14.

### Graph 3.1: Overview of India Myanmar Trade

(Graphical representation of % Growth rate, % CAGR & % Share)



**Table: 3.2 Overview of Preferential access offered by Myanmar to India**

Commodity Description	No. of Products					Percentage of Items where		
	Total	Having Tariff Preference	MFN=0	Pref. Tariff=0	Pref. Tariff>0	MFN=0	Pref. Tariff=0	Pref. Tariff>0
<b>A) Agricultural Products (HS Chapters 02, 04 &amp; 06-24)</b>								
Animal Products : Meat, Edible Meat Offal, Eggs, Natural Honey, Dairy Products	134	100	0	0	100	0.00	0.00	74.63
Vegetable, Tea, Coffee, Spices, Cereals	557	261	102	0	261	18.31	0.00	46.86
Oils, Prepared Foodstuffs; Sugar, Cocoa, Beverages & Tobacco	652	295	2	2	293	0.31	0.31	44.94
<b>Total of [A]</b>	<b>1343</b>	<b>656</b>	<b>104</b>	<b>2</b>	<b>654</b>	<b>7.74</b>	<b>0.15</b>	<b>48.70</b>
<b>B) Minerals (HS Chapters 25-27)</b>								
Minerals	212	27	24	0	27	11.32	0.00	12.74
<b>Total of [B]</b>	<b>212</b>	<b>27</b>	<b>24</b>	<b>0</b>	<b>27</b>	<b>11.32</b>	<b>0.00</b>	<b>12.74</b>
<b>C) Chemicals (HS Chapters 28-30, 32-35 &amp; 38)</b>								
Organic & Inorganic Chemicals	624	2	3	0	2	0.48	0.00	0.32
Pharmaceutical Products	100	0	6	0	0	6.00	0.00	0.00
Dyes, Paints, Cosmetics, Washing preparation & Other Chemical Products	452	58	28	0	58	6.19	0.00	12.83
<b>Total of [C]</b>	<b>1176</b>	<b>60</b>	<b>37</b>	<b>0</b>	<b>60</b>	<b>3.15</b>	<b>0.00</b>	<b>5.10</b>
<b>D) Textile &amp; Apparel (HS Chapters 50-63)</b>								
Textiles	699	436	2	0	436	0.29	0.00	62.37
Apparel	381	337	0	0	337	0.00	0.00	88.45
<b>Total of [D]</b>	<b>1080</b>	<b>773</b>	<b>2</b>	<b>0</b>	<b>773</b>	<b>0.19</b>	<b>0.00</b>	<b>71.57</b>
<b>E) Articles Of Stone, Plaster, Cement, Asbestos &amp; Mica (HS Chapter 68)</b>								
Articles Of Stone, Plaster, Cement, Asbestos & Mica	76	23	0	0	23	0.00	0.00	30.26
<b>Total of [E]</b>	<b>76</b>	<b>23</b>	<b>0</b>	<b>0</b>	<b>23</b>	<b>0.00</b>	<b>0.00</b>	<b>30.26</b>
<b>F) Machinery, Tools &amp; Auto Components (HS Chapters 82, 84, 85 &amp; 87)</b>								
Tools, Implements, Cutlery, Spoons And Forks, Of Base Metal; Parts Thereof Of Base Metal	76	28	3	0	28	3.95	0.00	36.84
Boilers, Machinery And Mechanical Appliances; Parts Thereof	1274	154	85	3	151	6.67	0.24	11.85
Electrical Machinery And Equipment And Parts Thereof; Sound Recorders And Reproducers, Television Image And Sound Recorders And Reproducers, And Parts And Accessories Of Such Articles	798	184	0	0	184	0.00	0.00	23.06
Vehicles Other Than Railway Or Tramway Rolling-Stock, And Parts And Accessories Thereof	482	77	6	1	76	1.24	0.21	15.77
<b>Total of [F]</b>	<b>2630</b>	<b>443</b>	<b>94</b>	<b>4</b>	<b>439</b>	<b>3.57</b>	<b>0.15</b>	<b>16.69</b>
<b>Total of [A+B+C+D+E+F]</b>	<b>6517</b>	<b>1982</b>	<b>261</b>	<b>6</b>	<b>1976</b>	<b>4.00</b>	<b>0.09</b>	<b>30.32</b>

The above table 3.2 shows that Myanmar has granted preferential tariff to India on 1982 products or 30% of the products out of the above 6517 major items covered at disaggregated level i.e., Agricultural and processed food products, Mineral products like Salt, Sulphur, Earths & Stone; Plastering Materials; Lime & Cement, Ores, Slag and Ash etc, chemical and pharmaceutical, dyes etc., textiles and apparels, machinery, tools, auto components etc. which form major imports of the ASEAN region. Myanmar has extended tariff preference on 773 products out of 1080 products falling under Textile & Apparel sector. The Agricultural and processed food products and also Machinery, Tools & Auto components sectors enjoy preferential tariff on 656 & 443 products respectively out of 1343 & 2630 total products falling under these sectors. Minerals, Chemical & Article of stone also enjoys preferential tariff on 27, 60, 23 products respectively out of 212, 1176 & 76 total products falling under these sectors.

Myanmar still has time to fully implement phased elimination of tariff on products falling under Normal Track 1 & Normal Track 2. The phased tariff elimination by Myanmar will be completed by the years 2018 & 2021 respectively.

**Table 4.1 Overview of India - Philippines Trade**

Values in US \$ Billions

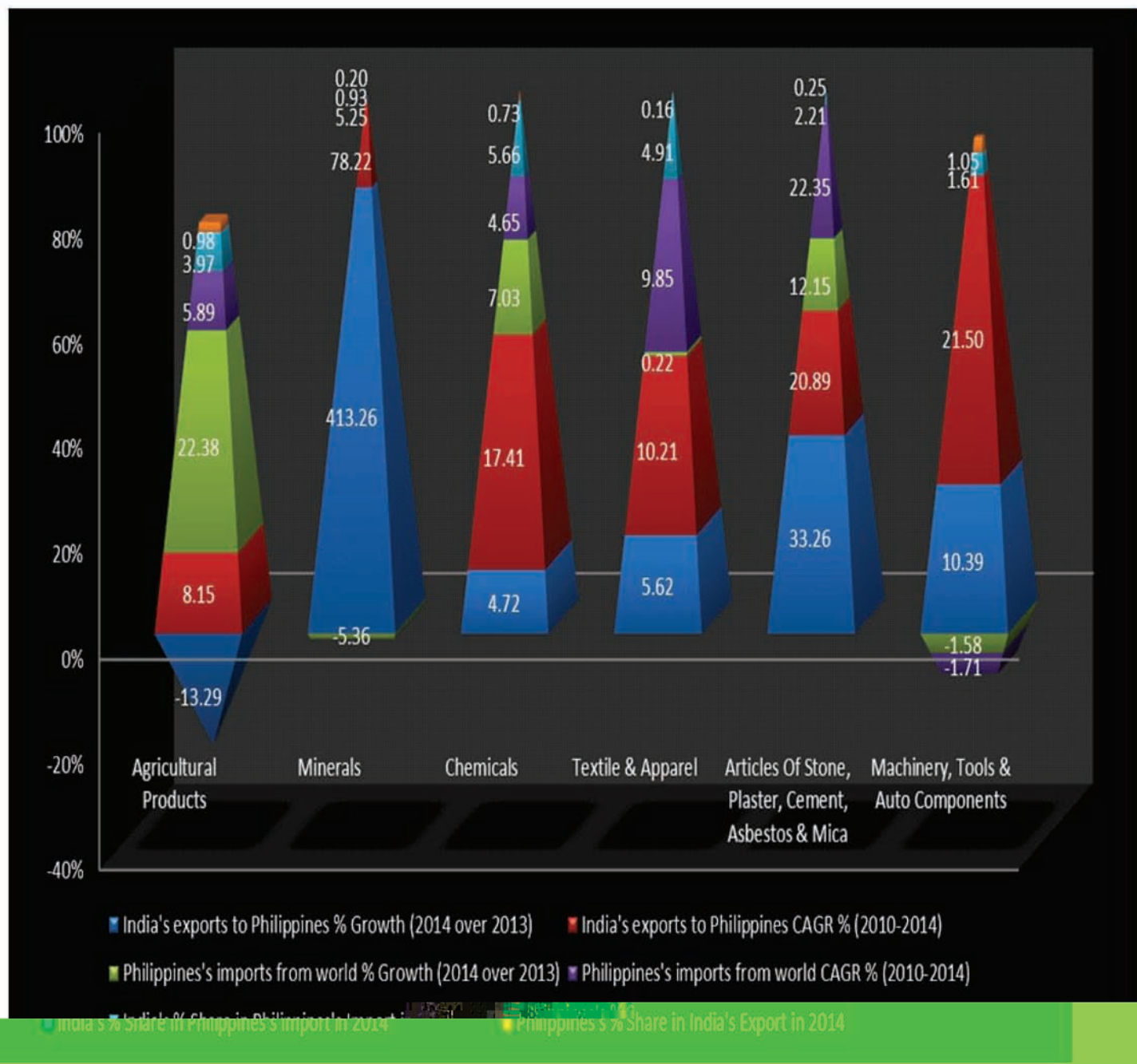
Commodity Description	India's exports to Philippines						Philippines's imports from world						India's % Share in Philippines's Import in 2014	India's Export to World In 2014	Philippines's % Share in India's Export in 2014		
	2010	2011	2012	2013	2014	Growth % (2013-14)	CAGR% (2010-2014)	2010	2011	2012	2013	2014				Growth % (2013-14)	CAGR% (2010-2014)
<b>A) Agricultural Products (HS Chapters 02, 04 &amp; 06-24)</b>																	
Animal Products : Meat, Edible Meat Offal, Eggs, Natural Honey, Dairy Products	0.12	0.12	0.11	0.14	0.13	↘ -7.29	↗ 2.32	1.14	1.33	1.29	1.48	1.79	↗ 21.31	↗ 12.03	7.21	5.56	2.33
Vegetable, Tea, Coffee, Spices, Cereals	0.07	0.10	0.19	0.18	0.14	↘ -21.88	↗ 20.40	2.86	2.07	2.24	1.84	2.29	↗ 24.73	↘ -5.36	6.17	20.48	0.69
Oils, Prepared Foodstuffs; Sugar, Cocoa, Beverages & Tobacco	0.06	0.05	0.05	0.06	0.06	↘ -1.19	↗ 1.37	2.59	3.25	3.35	3.45	4.20	↗ 21.58	↗ 12.81	1.40	7.43	0.79
<b>Total Trade of Agricultural Products</b>	<b>0.24</b>	<b>0.28</b>	<b>0.35</b>	<b>0.38</b>	<b>0.33</b>	↘ -13.29	↗ 8.15	<b>6.58</b>	<b>6.64</b>	<b>6.88</b>	<b>6.77</b>	<b>8.28</b>	↗ 22.38	↗ 5.89	<b>3.97</b>	<b>33.47</b>	<b>0.98</b>
<b>B) Minerals (HS Chapters 25-27)</b>																	
Minerals	0.01	0.02	0.03	0.03	0.13	↗ 413.26	↗ 78.22	11.48	13.88	15.53	14.88	14.09	↘ -5.36	↗ 5.25	0.93	65.70	0.20
<b>Total Trade of Minerals</b>	<b>0.01</b>	<b>0.02</b>	<b>0.03</b>	<b>0.03</b>	<b>0.13</b>	↗ 413.26	↗ 78.22	<b>11.48</b>	<b>13.88</b>	<b>15.53</b>	<b>14.88</b>	<b>14.09</b>	↘ -5.36	↗ 5.25	<b>0.93</b>	<b>65.70</b>	<b>0.20</b>
<b>C) Chemicals (HS Chapters 28-30, 32-35 &amp; 38)</b>																	
Organic & Inorganic Chemicals	0.04	0.05	0.04	0.05	0.05	↗ 1.02	↗ 6.23	1.37	1.68	1.50	1.29	1.26	↘ -2.34	↘ -1.97	4.34	13.46	0.41
Pharmaceutical Products	0.05	0.09	0.10	0.13	0.14	↗ 4.63	↗ 26.16	0.74	0.88	0.96	1.06	1.00	↘ -4.77	↗ 8.07	13.53	11.66	1.17
Dyes, Paints, Cosmetics, Washing preparation & Other Chemical Products	0.03	0.05	0.04	0.05	0.06	↗ 8.88	↗ 14.01	1.53	1.71	1.72	1.72	2.09	↗ 21.30	↗ 8.12	2.66	8.40	0.66
<b>Total Trade of Chemicals</b>	<b>0.13</b>	<b>0.19</b>	<b>0.18</b>	<b>0.24</b>	<b>0.25</b>	↗ 4.72	↗ 17.41	<b>3.63</b>	<b>4.27</b>	<b>4.17</b>	<b>4.07</b>	<b>4.35</b>	↗ 7.03	↗ 4.65	<b>5.66</b>	<b>33.53</b>	<b>0.73</b>
<b>D) Textile &amp; Apparel (HS Chapters 50-63)</b>																	
Textiles	0.04	0.04	0.04	0.05	0.05	↘ -0.20	↗ 7.76	0.74	0.91	0.87	0.99	0.92	↘ -6.97	↗ 5.33	5.70	17.45	0.30
Apparel	0.00	0.01	0.01	0.01	0.01	↗ 43.94	↗ 26.86	0.15	0.24	0.25	0.31	0.38	↗ 23.21	↗ 27.09	3.01	21.15	0.05
<b>Total Trade of Textile &amp; Apparel</b>	<b>0.04</b>	<b>0.05</b>	<b>0.05</b>	<b>0.06</b>	<b>0.06</b>	↗ 5.62	↗ 10.21	<b>0.89</b>	<b>1.15</b>	<b>1.12</b>	<b>1.29</b>	<b>1.30</b>	↗ 0.22	↗ 9.85	<b>4.91</b>	<b>38.60</b>	<b>0.16</b>
<b>E) Articles Of Stone, Plaster, Cement, Asbestos, &amp; Mica (HS Chapter 68)</b>																	
Articles Of Stone, Plaster, Cement, Asbestos & Mica	0.00	0.00	0.00	0.00	0.00	↗ 33.26	↗ 20.89	0.07	0.09	0.14	0.14	0.16	↗ 12.15	↗ 22.35	2.21	1.41	0.25
<b>Total Trade of Articles Of Stone, Plaster, Cement, Asbestos &amp; Mica</b>	<b>0.00</b>	<b>0.00</b>	<b>0.00</b>	<b>0.00</b>	<b>0.00</b>	↗ 33.26	↗ 20.89	<b>0.07</b>	<b>0.09</b>	<b>0.14</b>	<b>0.14</b>	<b>0.16</b>	↗ 12.15	↗ 22.35	<b>2.21</b>	<b>1.41</b>	<b>0.25</b>
<b>F) Machinery, Tools &amp; Auto Components (HS Chapters 82, 84, 85 &amp; 87)</b>																	
Tools, Implements, Cutlery, Spoons And Forks, Of Base Metal; Parts Thereof Of Base Metal	0.00	0.00	0.00	0.00	0.00	↗ 1.00	↗ 9.34	0.04	0.04	0.04	0.05	0.06	↗ 21.38	↗ 15.32	1.74	0.91	0.12
Boilers, Machinery And Mechanical Appliances; Parts Thereof	0.04	0.05	0.06	0.07	0.11	↗ 53.02	↗ 31.87	7.50	5.63	7.38	6.60	6.55	↘ -0.84	↘ -3.35	1.69	13.60	0.82
Electrical Machinery And Equipment And Parts Thereof; Sound Recorders And Reproducers, Television Image And Sound Recorders And Reproducers, And Parts And Accessories Of Such Articles	0.04	0.05	0.06	0.06	0.06	↗ 0.94	↗ 13.87	16.26	8.80	15.11	15.02	14.48	↘ -3.58	↘ -2.86	0.44	9.00	0.70
Vehicles Other Than Railway Or Tramway Rolling-Stock, And Parts And Accessories Thereof	0.11	0.14	0.16	0.23	0.22	↘ -0.61	↗ 19.97	2.87	2.87	3.55	3.62	3.81	↗ 5.07	↗ 7.30	5.90	14.48	1.55
<b>Total Trade of Machinery, Tools &amp; Auto Components</b>	<b>0.18</b>	<b>0.25</b>	<b>0.27</b>	<b>0.36</b>	<b>0.40</b>	↗ 10.39	↗ 21.50	<b>26.67</b>	<b>17.33</b>	<b>26.08</b>	<b>25.30</b>	<b>24.90</b>	↘ -1.58	↘ -1.71	<b>1.61</b>	<b>38.00</b>	<b>1.05</b>
<b>Total trade of [A+B+C+D+E+F]</b>	<b>0.61</b>	<b>0.78</b>	<b>0.88</b>	<b>1.07</b>	<b>1.17</b>	↗ 10.18	↗ 17.71	<b>49.33</b>	<b>43.36</b>	<b>53.92</b>	<b>52.45</b>	<b>53.07</b>	↗ 1.19	↗ 1.85	<b>2.21</b>	<b>210.70</b>	<b>0.56</b>
Other Commodities	0.19	0.23	0.24	0.40	0.26	↘ -34.81	↗ 8.46	9.14	20.33	11.43	12.65	14.65	↗ 15.79	↗ 12.52	1.80	106.85	0.25
<b>Total Trade</b>	<b>0.80</b>	<b>1.01</b>	<b>1.12</b>	<b>1.47</b>	<b>1.44</b>	↘ -2.19	↗ 15.71	<b>58.47</b>	<b>63.69</b>	<b>65.35</b>	<b>65.10</b>	<b>67.72</b>	↗ 4.03	↗ 3.74	<b>2.12</b>	<b>317.54</b>	<b>0.45</b>

The above table 4.1 throws light on India – Philippines trade. Almost 0.5% of India's exports go to Philippines. India's export to Philippines increased to US\$ 1.44 billion in 2014 from US\$ 0.80 billion in 2010 and accounted for 2.12% share in Philippines's total imports from world.

India's exports of Agricultural and processed food products to Philippines have shown a CAGR of 8.15% during 2010-14. Other commodities like Chemicals, Textiles, Articles of stone, Machinery, Tools & Auto components have shown a positive CAGR of 17.41%, 7.76%, 20.89% & 21.50% respectively during 2010-14. Minerals have registered highest CAGR of 78.22% during the period 2010-14.

### Graph 4.1: Overview of India - Philippines Trade

(Graphical representation of % Growth rate, % CAGR & % Share)



**Table: 4.2 Overview of Preferential access offered by Philippines to India**

Commodity Description	No. of Products					Percentage of Items where		
	Total	Having Tariff Preference	MFN = 0	Pref. Tariff = 0	Pref. Tariff > 0	MFN = 0	Pref. Tariff = 0	Pref. Tariff > 0
<b>A) Agricultural Products (HS Chapters 02, 04 &amp; 06-24)</b>								
Animal Products : Meat, Edible Meat Offal, Eggs, Natural Honey, Dairy Products	180	122	0	0	122	0.00	0.00	67.78
Vegetable, Tea, Coffee, Spices, Cereals	496	224	4	3	221	0.81	0.60	44.56
Oils, Prepared Foodstuffs; Sugar, Cocoa, Beverages & Tobacco	621	290	0	0	290	0.00	0.00	46.70
<b>Total of [A]</b>	<b>1297</b>	<b>636</b>	<b>4</b>	<b>3</b>	<b>633</b>	<b>0.31</b>	<b>0.23</b>	<b>48.80</b>
<b>B) Minerals (HS Chapters 25-27)</b>								
Minerals	211	100	61	2	98	28.91	0.95	46.45
<b>Total of [B]</b>	<b>211</b>	<b>100</b>	<b>61</b>	<b>2</b>	<b>98</b>	<b>28.91</b>	<b>0.95</b>	<b>46.45</b>
<b>C) Chemicals (HS Chapters 28-30, 32-35 &amp; 38)</b>								
Organic & Inorganic Chemicals	618	337	6	2	335	0.97	0.32	54.21
Pharmaceutical Products	105	65	4	0	65	3.81	0.00	61.90
Dyes, Paints, Cosmetics , Washing preparation & Other Chemical Products	348	265	1	28	237	0.29	8.05	68.10
<b>Total of [C]</b>	<b>1071</b>	<b>667</b>	<b>11</b>	<b>30</b>	<b>637</b>	<b>1.03</b>	<b>2.80</b>	<b>59.48</b>
<b>D) Textile &amp; Apparel (HS Chapters 50-63)</b>								
Textiles	701	588	6	0	588	0.86	0.00	83.88
Apparel	385	347	0	0	0	0.00	0.00	0.00
<b>Total of [D]</b>	<b>1086</b>	<b>935</b>	<b>6</b>	<b>0</b>	<b>588</b>	<b>0.55</b>	<b>0.00</b>	<b>54.14</b>
<b>E) Articles Of Stone, Plaster, Cement, Asbestos &amp; Mica (HS Chapter 68)</b>								
Articles Of Stone, Plaster, Cement, Asbestos & Mica	76	57	0	0	57	0.00	0.00	75.00
<b>Total of [E]</b>	<b>76</b>	<b>57</b>	<b>0</b>	<b>0</b>	<b>57</b>	<b>0.00</b>	<b>0.00</b>	<b>75.00</b>
<b>F) Machinery, Tools &amp; Auto Components (HS Chapters 82, 84, 85 &amp; 87)</b>								
Tools, Implements, Cutlery, Spoons And Forks, Of Base Metal; Parts Thereof Of Base Metal	73	52	0	0	52	0.00	0.00	71.23
Boilers, Machinery And Mechanical Appliances; Parts Thereof	1283	345	107	1	334	8.34	0.08	26.03
Electrical Machinery And Equipment And Parts Thereof; Sound Recorders And Reproducers, Television Image And Sound Recorders And Reproducers, And Parts And Accessories Of Such Articles	806	402	164	6	396	20.35	0.74	49.13
Vehicles Other Than Railway Or Tramway Rolling-Stock, And Parts And Accessories Thereof	538	199	15	0	199	2.79	0.00	36.99
<b>Total of [F]</b>	<b>2700</b>	<b>998</b>	<b>286</b>	<b>7</b>	<b>981</b>	<b>10.59</b>	<b>0.26</b>	<b>36.33</b>
<b>Total of [A+B+C+D+E+F]</b>	<b>6441</b>	<b>3393</b>	<b>368</b>	<b>42</b>	<b>2994</b>	<b>5.71</b>	<b>0.65</b>	<b>46.48</b>

The above table 4.2 shows that Philippines has granted preferential tariff to India on 3393 products or 52.68% of the products out of the above 6441 major items covered at disaggregated level i.e., Agricultural and processed food products, Mineral products like Salt, Sulphur, Earths & Stone; Plastering Materials; Lime & Cement, Ores, Slag and Ash etc, chemical and pharmaceutical, dyes etc., textiles and apparels, machinery, tools, auto components etc. which form major imports of the ASEAN region.

Philippines has extended tariff preference on 935 products out of 1086 products falling under Textile & Apparel. Article of stones and Chemicals sector enjoys preferential tariff on 57 & 667 products respectively out of 76 & 1071 total products falling under these sectors. Agricultural and processed food products, Minerals sectors and Machinery, Tools & Auto components have 636,100,998 products respectively out of 1297, 211, 2700 total products respectively falling under these sectors.

Philippines has time to fully implement phased elimination of tariff on products falling under Normal Track 1 & 2. These will be completed by the years 2018 & 2019 respectively.

## Table 5.1 Overview of India - Singapore Trade

Values in US \$ Billions

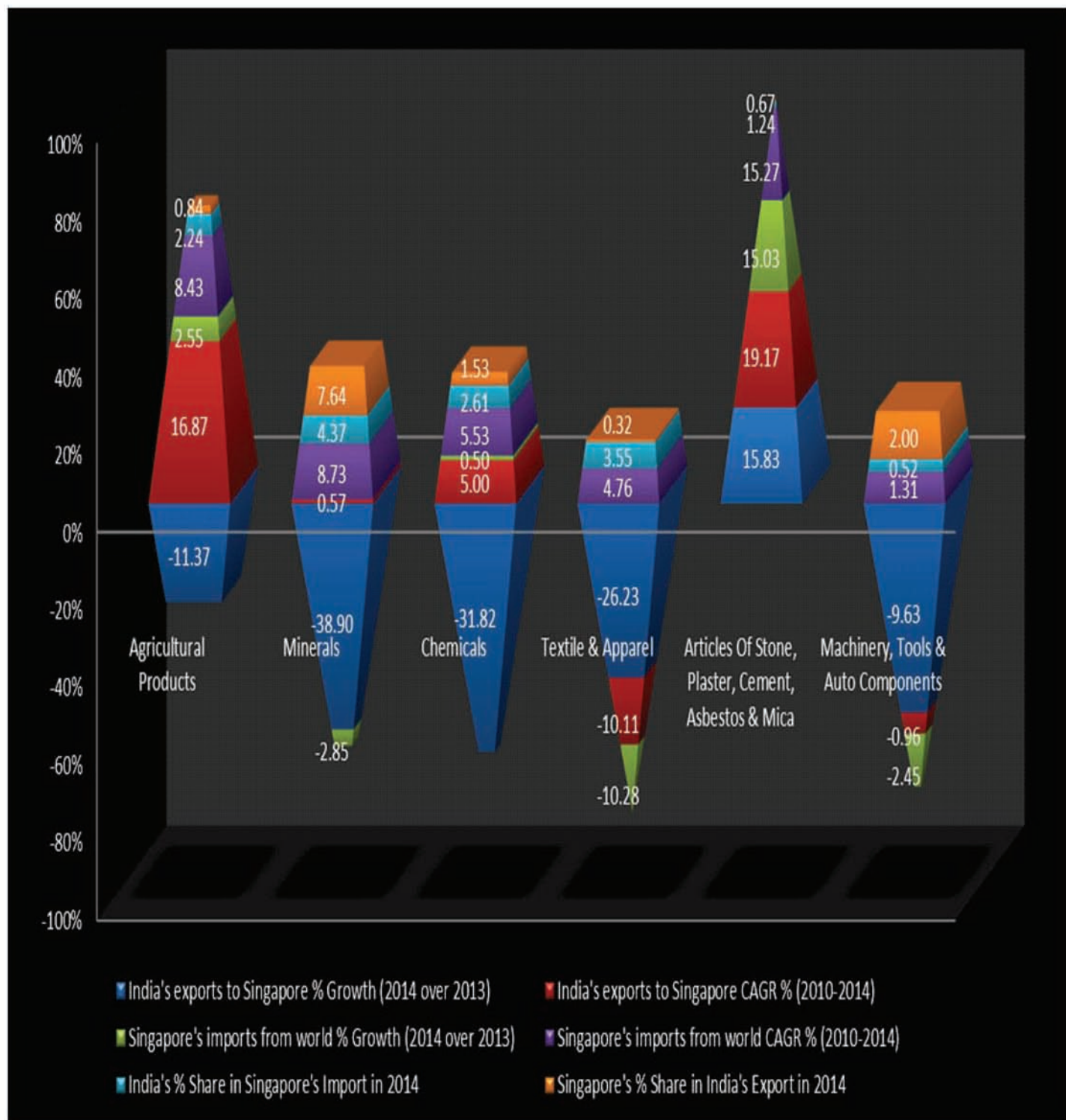
Commodity Description	India's exports to Singapore						Singapore's imports from world						India's % Share in Singapore's Import in 2014	India's Export to World in 2014	Singapore's % Share in India's Export in 2014		
	2010	2011	2012	2013	2014	Growth % (2013-14)	CAGR% (2010-2014)	2010	2011	2012	2013	2014				Growth % (2013-14)	CAGR% (2010-2014)
<b>A) Agricultural Products (HS Chapters 02, 04 &amp; 06-24)</b>																	
Animal Products : Meat, Edible Meat Offal, Eggs, Natural Honey, Dairy Products	0.01	0.01	0.01	0.02	0.01	↓ -29.69	↑ 25.73	1.74	2.15	2.02	2.18	2.32	↑ 6.22	↑ 7.38	0.56	5.56	0.23
Vegetable, Tea, Coffee, Spices, Cereals	0.07	0.13	0.14	0.19	0.18	↓ -4.15	↑ 28.96	1.79	2.34	2.28	2.48	2.65	↑ 6.70	↑ 10.25	6.90	20.48	0.89
Oils, Prepared Foodstuffs; Sugar, Cocoa, Beverages & Tobacco	0.08	0.09	0.14	0.11	0.08	↓ -21.06	↑ 1.77	5.54	7.15	7.48	7.56	7.57	↑ 0.12	↑ 8.14	1.12	7.43	1.14
<b>Total Trade of Agricultural Products</b>	<b>0.15</b>	<b>0.23</b>	<b>0.28</b>	<b>0.32</b>	<b>0.28</b>	<b>↓ -11.37</b>	<b>↑ 16.87</b>	<b>9.07</b>	<b>11.64</b>	<b>11.78</b>	<b>12.23</b>	<b>12.54</b>	<b>↑ 2.55</b>	<b>↑ 8.43</b>	<b>2.24</b>	<b>33.47</b>	<b>0.84</b>
<b>B) Minerals (HS Chapters 25-27)</b>																	
Minerals	4.90	8.38	8.18	8.21	5.02	↓ -38.90	↑ 0.57	82.07	120.28	124.97	118.07	114.71	↓ -2.85	↑ 8.73	4.37	65.70	7.64
<b>Total Trade of Minerals</b>	<b>4.90</b>	<b>8.38</b>	<b>8.18</b>	<b>8.21</b>	<b>5.02</b>	<b>↓ -38.90</b>	<b>↑ 0.57</b>	<b>82.07</b>	<b>120.28</b>	<b>124.97</b>	<b>118.07</b>	<b>114.71</b>	<b>↓ -2.85</b>	<b>↑ 8.73</b>	<b>4.37</b>	<b>65.70</b>	<b>7.64</b>
<b>C) Chemicals (HS Chapters 28-30, 32-35 &amp; 38)</b>																	
Organic & Inorganic Chemicals	0.29	0.34	0.64	0.47	0.27	↓ -42.47	↓ -1.56	6.83	8.20	8.26	8.49	8.45	↓ -0.42	↑ 5.49	3.18	13.46	1.99
Pharmaceutical Products	0.03	0.06	0.07	0.06	0.05	↓ -4.32	↑ 19.78	1.90	2.39	2.18	2.22	2.17	↓ -2.46	↑ 3.42	2.47	11.66	0.46
Dyes, Paints, Cosmetics, Washing preparation & Other Chemical Products	0.11	0.15	0.19	0.23	0.19	↓ -16.90	↑ 14.74	7.13	8.39	8.80	8.85	9.03	↑ 2.12	↑ 6.10	2.11	8.40	2.27
<b>Total Trade of Chemicals</b>	<b>0.42</b>	<b>0.55</b>	<b>0.89</b>	<b>0.75</b>	<b>0.51</b>	<b>↓ -31.82</b>	<b>↑ 5.00</b>	<b>15.85</b>	<b>18.98</b>	<b>19.24</b>	<b>19.56</b>	<b>19.66</b>	<b>↑ 0.50</b>	<b>↑ 5.53</b>	<b>2.61</b>	<b>33.53</b>	<b>1.53</b>
<b>D) Textile &amp; Apparel (HS Chapters 50-63)</b>																	
Textiles	0.09	0.09	0.07	0.10	0.06	↓ -39.74	↓ -8.51	0.89	0.96	0.90	0.89	0.86	↓ -3.11	↓ -0.70	7.15	17.45	0.35
Apparel	0.10	0.10	0.06	0.07	0.06	↓ -5.74	↓ -11.53	2.05	2.43	2.48	3.05	2.67	↓ -12.38	↑ 6.89	2.38	21.15	0.30
<b>Total Trade of Textile &amp; Apparel</b>	<b>0.19</b>	<b>0.19</b>	<b>0.13</b>	<b>0.17</b>	<b>0.13</b>	<b>↓ -26.23</b>	<b>↓ -10.11</b>	<b>2.93</b>	<b>3.39</b>	<b>3.39</b>	<b>3.94</b>	<b>3.53</b>	<b>↓ -10.28</b>	<b>↑ 4.76</b>	<b>3.55</b>	<b>38.60</b>	<b>0.32</b>
<b>E) Articles Of Stone, Plaster, Cement, Asbestos, &amp; Mica (HS Chapter 68)</b>																	
Articles Of Stone, Plaster, Cement, Asbestos & Mica	0.00	0.01	0.01	0.01	0.01	↑ 15.83	↑ 19.17	0.43	0.50	0.61	0.66	0.76	↑ 15.03	↑ 15.27	1.24	1.41	0.67
<b>Total Trade of Articles Of Stone, Plaster, Cement, Asbestos &amp; Mica</b>	<b>0.00</b>	<b>0.01</b>	<b>0.01</b>	<b>0.01</b>	<b>0.01</b>	<b>↑ 15.83</b>	<b>↑ 19.17</b>	<b>0.43</b>	<b>0.50</b>	<b>0.61</b>	<b>0.66</b>	<b>0.76</b>	<b>↑ 15.03</b>	<b>↑ 15.27</b>	<b>1.24</b>	<b>1.41</b>	<b>0.67</b>
<b>F) Machinery, Tools &amp; Auto Components (HS Chapters 82, 84, 85 &amp; 87)</b>																	
Tools, Implements, Cutlery, Spoons And Forks, Of Base Metal; Parts Thereof Of Base Metal	0.03	0.03	0.03	0.03	0.03	↑ 5.53	↑ 0.20	1.32	1.47	1.47	1.34	1.26	↓ -5.81	↓ -1.17	2.21	0.91	3.05
Boilers, Machinery And Mechanical Appliances; Parts Thereof	0.36	0.49	0.37	0.48	0.44	↓ -7.93	↑ 5.12	46.83	49.15	50.52	49.03	47.37	↓ -3.39	↑ 0.29	0.93	13.60	3.25
Electrical Machinery And Equipment And Parts Thereof; Sound Recorders And Reproducers, Television Image And Sound Recorders And Reproducers, And Parts And Accessories Of Such Articles	0.28	0.36	0.22	0.24	0.22	↓ -7.30	↓ -5.85	86.40	87.45	90.22	94.63	92.06	↓ -2.71	↑ 1.60	0.24	9.00	2.45
Vehicles Other Than Railway Or Tramway Rolling-Stock, And Parts And Accessories Thereof	0.12	0.29	0.37	0.10	0.07	↓ -27.90	↓ -12.55	4.46	5.61	5.80	5.10	5.73	↑ 12.30	↑ 6.49	1.22	14.48	0.48
<b>Total Trade of Machinery, Tools &amp; Auto Components</b>	<b>0.79</b>	<b>1.17</b>	<b>0.98</b>	<b>0.84</b>	<b>0.76</b>	<b>↓ -9.63</b>	<b>↓ -0.96</b>	<b>139.01</b>	<b>143.67</b>	<b>148.01</b>	<b>150.10</b>	<b>146.43</b>	<b>↓ -2.45</b>	<b>↑ 1.31</b>	<b>0.52</b>	<b>38.00</b>	<b>2.00</b>
<b>Total trade of [A+B+C+D+E+F]</b>	<b>6.46</b>	<b>10.53</b>	<b>10.48</b>	<b>10.30</b>	<b>6.71</b>	<b>↓ -34.89</b>	<b>↑ 0.93</b>	<b>249.37</b>	<b>298.46</b>	<b>308.01</b>	<b>304.55</b>	<b>297.62</b>	<b>↓ -2.28</b>	<b>↑ 4.52</b>	<b>2.25</b>	<b>210.70</b>	<b>3.18</b>
<b>Other Commodities</b>	<b>2.60</b>	<b>5.10</b>	<b>3.08</b>	<b>3.89</b>	<b>2.97</b>	<b>↓ -23.61</b>	<b>↑ 3.36</b>	<b>61.42</b>	<b>67.31</b>	<b>71.71</b>	<b>68.47</b>	<b>68.63</b>	<b>↑ 0.24</b>	<b>↑ 2.81</b>	<b>4.33</b>	<b>106.85</b>	<b>2.78</b>
<b>Total Trade</b>	<b>9.07</b>	<b>15.63</b>	<b>13.55</b>	<b>14.19</b>	<b>9.68</b>	<b>↓ -31.80</b>	<b>↑ 1.64</b>	<b>310.79</b>	<b>365.77</b>	<b>379.72</b>	<b>373.02</b>	<b>366.25</b>	<b>↓ -1.81</b>	<b>↑ 4.19</b>	<b>2.64</b>	<b>317.54</b>	<b>3.05</b>

The above table 5.1 throws light on the India Singapore trade during 2010 - 2014. Almost 3% of India's exports go to Singapore. India's export to Singapore increased to US\$ 9.68 billion in 2014 from US\$ 9.07 billion in 2010 and accounted for 2.64% share of Singapore's total imports from world.

India's exports of Agricultural and processed food products to Singapore have shown CAGR of 16.87% from 2010-14. Similarly, other commodities like Minerals, Chemicals & Article of stone have shown positive CAGR of 0.57%, 5.00% & 19.17%. But Textiles & Apparels, and Machinery's, Tools & Auto components registered fall of 10.11% and 0.96% respectively during the years 2010-14.

### Graph 5.1: Overview of India - Singapore Trade

(Graphical representation of % Growth rate, % CAGR & % Share)



**Table: 5.2 Overview of Preferential access offered by Singapore to India**

Commodity Description	No. of Products					Percentage of Items where		
	Total	Having Tariff Preference	MFN = 0	Pref. Tariff = 0	Pref. Tariff > 0	MFN = 0	Pref. Tariff = 0	Pref. Tariff > 0
<b>A) Agricultural Products (HS Chapters 02, 04 &amp; 06-24)</b>								
Animal Products : Meat, Edible Meat Offal, Eggs, Natural Honey, Dairy Products	132	0	132	0	0	100.00	0.00	0.00
Vegetable, Tea, Coffee, Spices, Cereals	474	0	474	0	0	100.00	0.00	0.00
Oils, Prepared Foodstuffs; Sugar, Cocoa, Beverages & Tobacco	599	6	593	6	0	99.00	1.00	0.00
<b>Total of [A]</b>	<b>1205</b>	<b>6</b>	<b>1199</b>	<b>6</b>	<b>0</b>	<b>99.50</b>	<b>0.50</b>	<b>0.00</b>
<b>B) Minerals (HS Chapters 25-27)</b>								
Minerals	204	0	204	0	0	100.00	0.00	0.00
<b>Total of [B]</b>	<b>204</b>	<b>0</b>	<b>204</b>	<b>0</b>	<b>0</b>	<b>100.00</b>	<b>0.00</b>	<b>0.00</b>
<b>C) Chemicals (HS Chapters 28-30, 32-35 &amp; 38)</b>								
Organic & Inorganic Chemicals	613	0	613	0	0	100.00	0.00	0.00
Pharmaceutical Products	99	0	99	0	0	100.00	0.00	0.00
Dyes, Paints, Cosmetics , Washing preparation & Other Chemical Products	443	0	443	0	0	100.00	0.00	0.00
<b>Total of [C]</b>	<b>1155</b>	<b>0</b>	<b>1155</b>	<b>0</b>	<b>0</b>	<b>100.00</b>	<b>0.00</b>	<b>0.00</b>
<b>D) Textile &amp; Apparel (HS Chapters 50-63)</b>								
Textiles	698	0	698	0	0	100.00	0.00	0.00
Apparel	381	0	381	0	0	100.00	0.00	0.00
<b>Total of [D]</b>	<b>1079</b>	<b>0</b>	<b>1079</b>	<b>0</b>	<b>0</b>	<b>100.00</b>	<b>0.00</b>	<b>0.00</b>
<b>E) Articles Of Stone, Plaster, Cement, Asbestos &amp; Mica (HS Chapter 68)</b>								
Articles Of Stone, Plaster, Cement, Asbestos & Mica	76	0	76	0	0	100.00	0.00	0.00
<b>Total of [E]</b>	<b>76</b>	<b>0</b>	<b>76</b>	<b>0</b>	<b>0</b>	<b>100.00</b>	<b>0.00</b>	<b>0.00</b>
<b>F) Machinery, Tools &amp; Auto Components (HS Chapters 82, 84, 85 &amp; 87)</b>								
Tools, Implements, Cutlery, Spoons And Forks, Of Base Metal; Parts Thereof Of Base Metal	73	0	73	0	0	100.00	0.00	0.00
Boilers, Machinery And Mechanical Appliances; Parts Thereof	1269	0	1269	0	0	100.00	0.00	0.00
Electrical Machinery And Equipment And Parts Thereof; Sound Recorders And Reproducers, Television Image And Sound Recorders And Reproducers, And Parts And Accessories Of Such Articles	798	0	798	0	0	100.00	0.00	0.00
Vehicles Other Than Railway Or Tramway Rolling-Stock, And Parts And Accessories Thereof	466	0	466	0	0	100.00	0.00	0.00
<b>Total of [F]</b>	<b>2606</b>	<b>0</b>	<b>2606</b>	<b>0</b>	<b>0</b>	<b>100.00</b>	<b>0.00</b>	<b>0.00</b>
<b>Total of [A+B+C+D+E+F]</b>	<b>6325</b>	<b>6</b>	<b>6319</b>	<b>6</b>	<b>0</b>	<b>99.91</b>	<b>0.09</b>	<b>0.00</b>

Note: Singapore is a duty free port and has duty only on liquor products such as Stout or porter, other beer, including ale, Medicated samsu & other samsu. The duty on these items range from \$8 to \$16 per liter of alcohol. These products, however, enjoy 0% preferential tariff when imported from India

**Table 6.1 Overview of India - Thailand Trade**

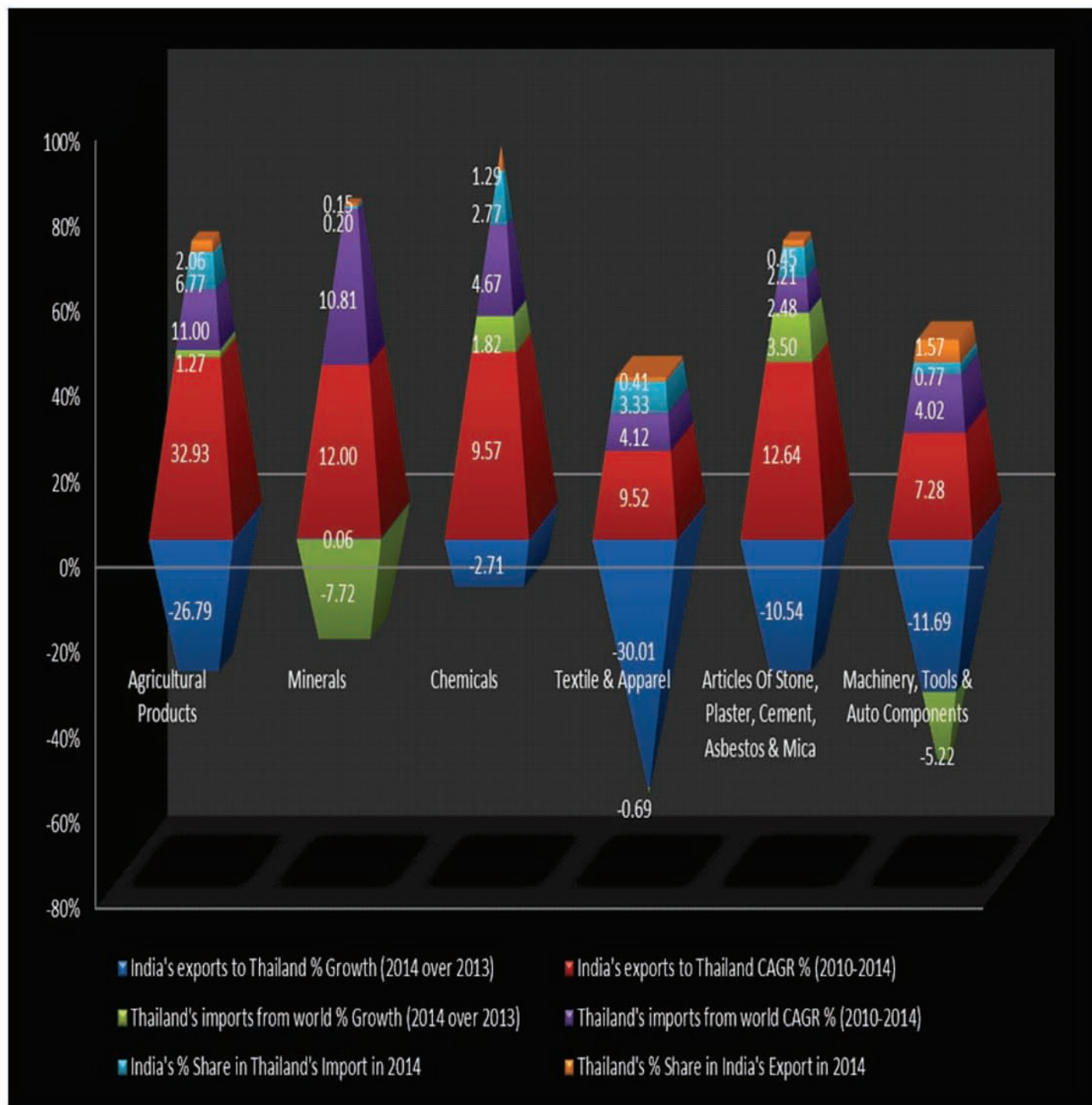
Values in US \$ Billions

Commodity Description	India's exports to Thailand							Thailand's imports from world							India's % Share in Thailand's Import in 2014	India's Export to World in 2014	Thailand's % Share in India's Export in 2014
	2010	2011	2012	2013	2014	Growth % (2013-14)	CAGR% (2010-2014)	2010	2011	2012	2013	2014	Growth % (2013-14)	CAGR% (2010-2014)			
<b>A) Agricultural Products (HS Chapters 02, 04 &amp; 06-24)</b>																	
Animal Products : Meat, Edible Meat Offal, Eggs, Natural Honey, Dairy Products	0.02	0.07	0.22	0.35	0.32	↘-9.33	↗112.49	0.60	0.82	0.83	0.85	1.04	↗22.38	↗15.03	30.27	5.56	5.69
Vegetable, Tea, Coffee, Spices, Cereals	0.04	0.12	0.25	0.20	0.19	↘-3.35	↗45.16	2.50	3.26	4.00	3.62	3.54	↘-2.35	↗9.11	5.43	20.48	0.94
Oils, Prepared Foodstuffs; Sugar, Cocoa, Beverages & Tobacco	0.16	0.21	0.32	0.40	0.18	↘-53.92	↗2.96	3.63	4.41	5.15	5.60	5.62	↗0.40	↗11.57	3.25	7.43	2.46
<b>Total Trade of Agricultural Products</b>	<b>0.22</b>	<b>0.41</b>	<b>0.79</b>	<b>0.94</b>	<b>0.69</b>	↘-26.79	↗32.93	<b>6.72</b>	<b>8.49</b>	<b>9.98</b>	<b>10.07</b>	<b>10.20</b>	↗1.27	↗11.00	<b>6.77</b>	<b>33.47</b>	<b>2.06</b>
<b>B) Minerals (HS Chapters 25-27)</b>																	
Minerals	0.06	0.10	0.05	0.10	0.10	↗0.06	↗12.00	32.26	44.14	48.46	52.70	48.63	↘-7.72	↗10.81	0.20	65.70	0.15
<b>Total Trade of Minerals</b>	<b>0.06</b>	<b>0.10</b>	<b>0.05</b>	<b>0.10</b>	<b>0.10</b>	↗0.06	↗12.00	<b>32.26</b>	<b>44.14</b>	<b>48.46</b>	<b>52.70</b>	<b>48.63</b>	↘-7.72	↗10.81	<b>0.20</b>	<b>65.70</b>	<b>0.15</b>
<b>C) Chemicals (HS Chapters 28-30, 32-35 &amp; 38)</b>																	
Organic & Inorganic Chemicals	0.15	0.21	0.24	0.22	0.19	↘-9.98	↗7.63	6.04	7.50	6.76	6.58	6.74	↗2.31	↗2.78	2.89	13.46	1.45
Pharmaceutical Products	0.04	0.07	0.06	0.06	0.07	↗26.24	↗16.92	1.54	1.68	1.87	1.91	1.94	↗1.34	↗5.90	3.85	11.66	0.64
Dyes, Paints, Cosmetics, Washing preparation & Other Chemical Products	0.11	0.13	0.12	0.17	0.16	↘-3.51	↗9.15	5.42	6.43	6.53	6.82	6.92	↗1.48	↗6.33	2.34	8.40	1.93
<b>Total Trade of Chemicals</b>	<b>0.30</b>	<b>0.41</b>	<b>0.43</b>	<b>0.44</b>	<b>0.43</b>	↘-2.71	↗9.57	<b>12.99</b>	<b>15.62</b>	<b>15.17</b>	<b>15.32</b>	<b>15.60</b>	↗1.82	↗4.67	<b>2.77</b>	<b>33.53</b>	<b>1.29</b>
<b>D) Textile &amp; Apparel (HS Chapters 50-63)</b>																	
Textiles	0.10	0.13	0.12	0.15	0.13	↘-9.83	↗6.43	3.44	4.17	3.96	3.74	3.69	↘-1.23	↗1.80	3.55	17.45	0.75
Apparel	0.01	0.02	0.08	0.08	0.03	↘-67.17	↗38.96	0.57	0.74	0.98	1.01	1.02	↗1.31	↗15.59	2.55	21.15	0.12
<b>Total Trade of Textile &amp; Apparel</b>	<b>0.11</b>	<b>0.15</b>	<b>0.20</b>	<b>0.22</b>	<b>0.16</b>	↘-30.01	↗9.52	<b>4.01</b>	<b>4.90</b>	<b>4.94</b>	<b>4.74</b>	<b>4.71</b>	↘-0.69	↗4.12	<b>3.33</b>	<b>38.60</b>	<b>0.41</b>
<b>E) Articles Of Stone, Plaster, Cement, Asbestos, &amp; Mica (HS Chapter 68)</b>																	
Articles Of Stone, Plaster, Cement, Asbestos & Mica	0.00	0.00	0.01	0.01	0.01	↘-10.54	↗12.64	0.26	0.28	0.30	0.28	0.29	↗3.50	↗2.48	2.21	1.41	0.45
<b>Total Trade of Articles Of Stone, Plaster, Cement, Asbestos &amp; Mica</b>	<b>0.00</b>	<b>0.00</b>	<b>0.01</b>	<b>0.01</b>	<b>0.01</b>	↘-10.54	↗12.64	<b>0.26</b>	<b>0.28</b>	<b>0.30</b>	<b>0.28</b>	<b>0.29</b>	↗3.50	↗2.48	<b>2.21</b>	<b>1.41</b>	<b>0.45</b>
<b>F) Machinery, Tools &amp; Auto Components (HS Chapters 82, 84, 85 &amp; 87)</b>																	
Tools, Implements, Cutlery, Spoons And Forks, Of Base Metal; Parts Thereof Of Base Metal	0.00	0.01	0.01	0.01	0.01	↘-5.21	↗18.60	0.95	1.15	1.28	1.23	1.29	↗5.22	↗7.83	0.57	0.91	0.80
Boilers, Machinery And Mechanical Appliances; Parts Thereof	0.18	0.19	0.35	0.30	0.27	↘-9.61	↗10.80	24.38	28.36	35.96	31.80	29.74	↘-6.50	↗5.09	0.92	13.60	2.02
Electrical Machinery And Equipment And Parts Thereof; Sound Recorders And Reproducers, Television Image And Sound Recorders And Reproducers, And Parts And Accessories Of Such Articles	0.09	0.08	0.07	0.13	0.07	↘-43.47	↘-5.06	32.93	35.14	38.76	37.11	38.02	↗2.44	↗3.66	0.19	9.00	0.79
Vehicles Other Than Railway Or Tramway Rolling-Stock, And Parts And Accessories Thereof	0.18	0.25	0.28	0.24	0.24	↗2.10	↗8.28	7.82	8.65	12.41	11.49	8.33	↘-27.52	↗1.59	2.94	14.48	1.69
<b>Total Trade of Machinery, Tools &amp; Auto Components</b>	<b>0.45</b>	<b>0.53</b>	<b>0.72</b>	<b>0.68</b>	<b>0.60</b>	↘-11.69	↗7.28	<b>66.08</b>	<b>73.29</b>	<b>88.41</b>	<b>81.63</b>	<b>77.37</b>	↘-5.22	↗4.02	<b>0.77</b>	<b>38.00</b>	<b>1.57</b>
<b>Total trade of [A + B + C + D + E + F]</b>	<b>1.15</b>	<b>1.60</b>	<b>2.19</b>	<b>2.39</b>	<b>1.98</b>	↘-17.23	↗14.64	<b>122.33</b>	<b>146.72</b>	<b>167.26</b>	<b>164.74</b>	<b>156.80</b>	↘-4.82	↗6.40	<b>1.26</b>	<b>210.70</b>	<b>0.94</b>
<b>Other Commodities</b>	<b>0.99</b>	<b>1.17</b>	<b>1.26</b>	<b>1.81</b>	<b>1.46</b>	↘-19.49	↗10.08	<b>60.07</b>	<b>81.76</b>	<b>80.31</b>	<b>85.96</b>	<b>71.13</b>	↘-17.25	↗4.32	<b>2.05</b>	<b>106.85</b>	<b>1.37</b>
<b>Total Trade</b>	<b>2.14</b>	<b>2.77</b>	<b>3.45</b>	<b>4.20</b>	<b>3.44</b>	↘-18.20	↗12.59	<b>182.39</b>	<b>228.48</b>	<b>247.58</b>	<b>250.71</b>	<b>227.93</b>	↘-9.08	↗5.73	<b>1.51</b>	<b>317.54</b>	<b>1.08</b>

The above table 6.1 throws light on the trade between India and Thailand. Almost 1% of India's exports go to Thailand. India's export to Thailand increased to US\$ 3.44 billion in 2014 from US\$ 2.14 billion in 2010 and accounted for 1.51% share in Thailand's total imports from world. India's exports of Textiles & Apparels to Thailand have shown a CAGR of 9.52% during 2010-14. Other commodities like Minerals, Chemicals, Articles of stones and Machinery, Tools & Auto components have shown positive CAGR of 12%, 9.57%, 12.64% & 7.28% respectively during 2010-14. Export of Agricultural and processed food product to Thailand registered highest CAGR of 32.93% during the period 2010-14.

### Graph 6.1: Overview of India - Thailand Trade

(Graphical representation of % Growth rate, % CAGR & % Share)



**Table: 6.2 Overview of Preferential access offered by Thailand to India**

Commodity Description	No. of Products					Percentage of Items where		
	Total	Having Tariff Preference	MFN = 0	Pref. Tariff = 0	Pref. Tariff > 0	MFN = 0	Pref. Tariff = 0	Pref. Tariff > 0
<b>A) Agricultural Products (HS Chapters 02, 04 &amp; 06-24)</b>								
Animal Products : Meat, Edible Meat Offal, Eggs, Natural Honey, Dairy Products	132	72	3	25	47	2.27	18.94	35.61
Vegetable, Tea, Coffee, Spices, Cereals	476	366	15	123	243	3.15	25.84	51.05
Oils, Prepared Foodstuffs; Sugar, Cocoa, Beverages & Tobacco	603	491	3	299	192	0.50	49.59	31.84
<b>Total of [A]</b>	<b>1211</b>	<b>929</b>	<b>21</b>	<b>447</b>	<b>482</b>	<b>1.73</b>	<b>36.91</b>	<b>39.80</b>
<b>B) Minerals (HS Chapters 25-27)</b>								
Minerals	204	112	78	92	20	38.24	45.10	9.80
<b>Total of [B]</b>	<b>204</b>	<b>112</b>	<b>78</b>	<b>92</b>	<b>20</b>	<b>38.24</b>	<b>45.10</b>	<b>9.80</b>
<b>C) Chemicals (HS Chapters 28-30, 32-35 &amp; 38)</b>								
Organic & Inorganic Chemicals	613	184	427	184	0	69.66	30.02	0.00
Pharmaceutical Products	99	40	17	2	38	17.17	2.02	38.38
Dyes, Paints, Cosmetics , Washing preparation & Other Chemical Products	443	305	80	201	104	18.06	45.37	23.48
<b>Total of [C]</b>	<b>1155</b>	<b>529</b>	<b>524</b>	<b>387</b>	<b>142</b>	<b>45.37</b>	<b>33.51</b>	<b>12.29</b>
<b>D) Textile &amp; Apparel (HS Chapters 50-63)</b>								
Textiles	698	624	5	557	67	0.72	79.80	9.60
Apparel	381	344	0	142	202	0.00	37.27	53.02
<b>Total of [D]</b>	<b>1079</b>	<b>968</b>	<b>5</b>	<b>699</b>	<b>269</b>	<b>0.46</b>	<b>64.78</b>	<b>24.93</b>
<b>E) Articles Of Stone, Plaster, Cement, Asbestos &amp; Mica (HS Chapter 68)</b>								
Articles Of Stone, Plaster, Cement, Asbestos & Mica	76	64	8	32	32	10.53	42.11	42.11
<b>Total of [E]</b>	<b>76</b>	<b>64</b>	<b>8</b>	<b>32</b>	<b>32</b>	<b>10.53</b>	<b>42.11</b>	<b>42.11</b>
<b>F) Machinery, Tools &amp; Auto Components (HS Chapters 82, 84, 85 &amp; 87)</b>								
Tools, Implements, Cutlery, Spoons And Forks, Of Base Metal; Parts Thereof Of Base Metal	73	63	10	15	48	13.70	20.55	65.75
Boilers, Machinery And Mechanical Appliances; Parts Thereof	1269	907	246	851	56	19.39	67.06	4.41
Electrical Machinery And Equipment And Parts Thereof; Sound Recorders And Reproducers, Television Image And Sound Recorders And Reproducers, And Parts And Accessories Of Such Articles	798	575	153	405	170	19.17	50.75	21.30
Vehicles Other Than Railway Or Tramway Rolling-Stock, And Parts And Accessories Thereof	466	76	7	25	51	1.50	5.36	10.94
<b>Total of [F]</b>	<b>2606</b>	<b>1621</b>	<b>416</b>	<b>1296</b>	<b>325</b>	<b>15.96</b>	<b>49.73</b>	<b>12.47</b>
<b>Total of [A+B+C+D+E+F]</b>	<b>6331</b>	<b>4223</b>	<b>1052</b>	<b>2953</b>	<b>1270</b>	<b>16.62</b>	<b>46.64</b>	<b>20.06</b>

The above table 6.2 shows that Thailand has granted preferential tariff to India on 4223 products or 66.70% of the products out of the above 6331 major items covered at disaggregated level i.e., Agricultural and processed food products, Mineral products like Salt, Sulphur, Earths & Stone; Plastering Materials; Lime & Cement, Ores, Slag and Ash etc, chemical and pharmaceutical, dyes etc., textiles and apparels, machinery, tools, auto components etc. which form major imports of the ASEAN region. Thailand has extended tariff preference on 968 products out of 1079 total products falling under Textile & Apparel sector, 699 products out of 968 have 0% preferential tariff when imported from India. Machinery, Tools & Auto components and Agricultural and processed food sectors also enjoys preferential tariff on 1621 & 929 out of which 1296 & 447 products have 0% preferential tariff. There are 529 products of chemical sector, 112 in Mineral sector & 64 in Article of stones have preferential tariff out of which 387, 92 & 32 have 0% preferential tariff when imported from India

**Table 7.1 Overview of India - Vietnam Trade**

Values in US \$ Billions

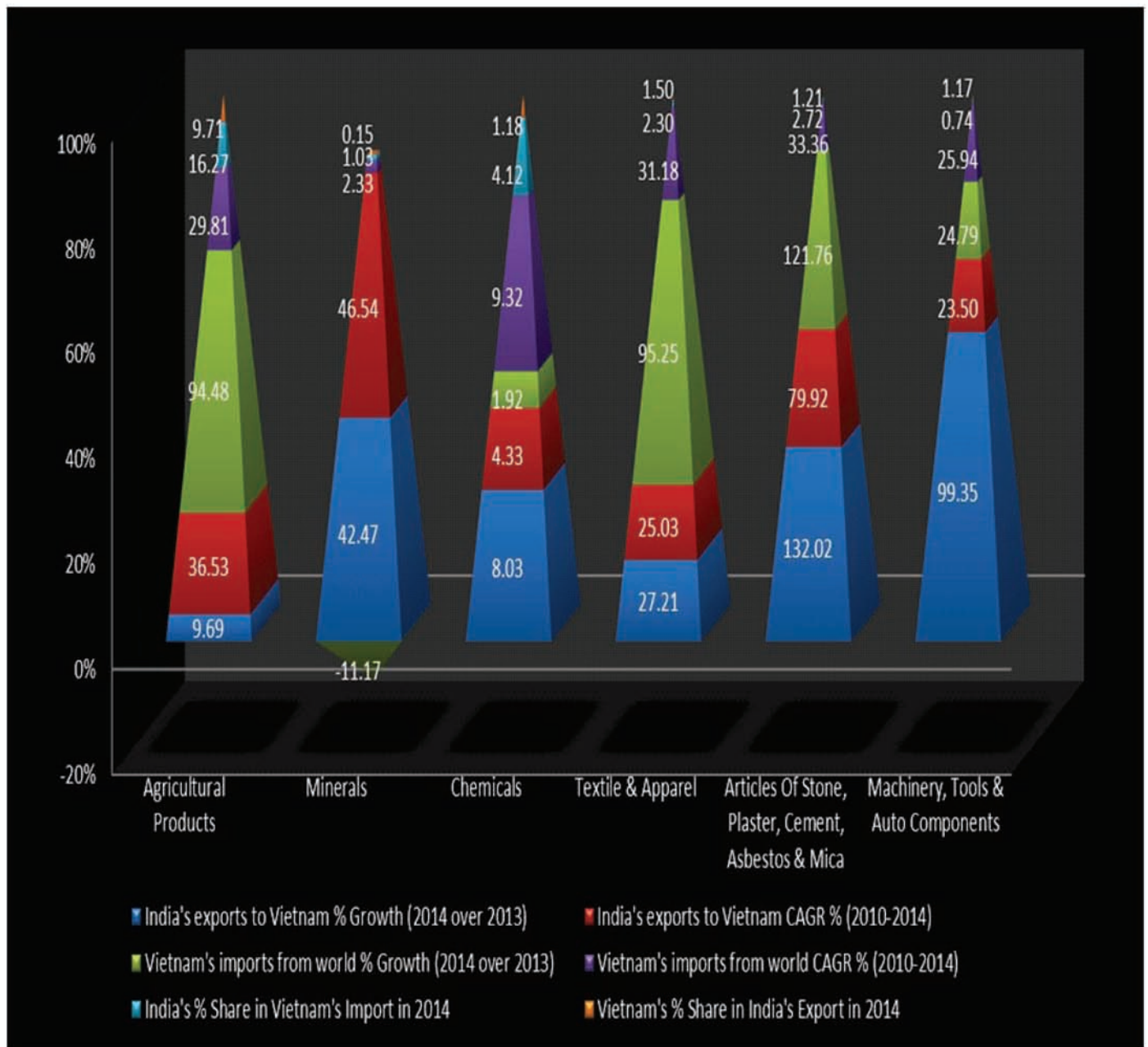
Commodity Description	India's exports to Vietnam							Vietnam's imports from world							India's % Share in Vietnam's Import In 2014	India's Export to World in 2014	Vietnam's % Share in India's Export In 2014
	2010	2011	2012	2013	2014	Growth % (2013-14)	CAGR% (2010-2014)	2010	2011	2012	2013	2014	Growth % (2013-14)	CAGR% (2010-2014)			
<b>A) Agricultural Products (HS Chapters 02, 04 &amp; 06-24)</b>																	
Animal Products : Meat, Edible Meat Offal, Eggs, Natural Honey, Dairy Products	0.25	0.70	0.83	1.92	2.32	↑ 20.48	↑ 74.48	0.61	0.73	0.69	0.79	4.35	↑ 451.71	↑ 63.62	53.23	5.56	41.68
Vegetable, Tea, Coffee, Spices, Cereals	0.22	0.55	0.87	0.65	0.72	↑ 10.93	↑ 34.59	2.22	3.04	3.48	3.93	7.90	↑ 101.35	↑ 37.28	9.12	20.48	3.52
Oils, Prepared Foodstuffs; Sugar, Cocoa, Beverages & Tobacco	0.47	0.49	0.30	0.39	0.21	↓ -45.56	↓ -17.82	4.20	4.84	4.76	5.56	7.72	↑ 38.91	↑ 16.42	2.75	7.43	2.86
<b>Total Trade of Agricultural Products</b>	<b>0.94</b>	<b>1.74</b>	<b>2.00</b>	<b>2.96</b>	<b>3.25</b>	<b>↑ 9.69</b>	<b>↑ 36.53</b>	<b>7.03</b>	<b>8.61</b>	<b>8.93</b>	<b>10.27</b>	<b>19.97</b>	<b>↑ 94.48</b>	<b>↑ 29.81</b>	<b>16.27</b>	<b>33.47</b>	<b>9.71</b>
<b>B) Minerals (HS Chapters 25-27)</b>																	
Minerals	0.02	0.04	0.04	0.07	0.10	↑ 42.47	↑ 46.54	8.66	13.08	12.01	10.69	9.49	↓ -11.17	↑ 2.33	1.03	65.70	0.15
<b>Total Trade of Minerals</b>	<b>0.02</b>	<b>0.04</b>	<b>0.04</b>	<b>0.07</b>	<b>0.10</b>	<b>↑ 42.47</b>	<b>↑ 46.54</b>	<b>8.66</b>	<b>13.08</b>	<b>12.01</b>	<b>10.69</b>	<b>9.49</b>	<b>↓ -11.17</b>	<b>↑ 2.33</b>	<b>1.03</b>	<b>65.70</b>	<b>0.15</b>
<b>C) Chemicals (HS Chapters 28-30, 32-35 &amp; 38)</b>																	
Organic & Inorganic Chemicals	0.07	0.09	0.10	0.12	0.12	↑ 0.50	↑ 11.81	2.37	2.97	3.05	3.34	3.66	↑ 9.64	↑ 11.50	3.17	13.46	0.86
Pharmaceutical Products	0.10	0.13	0.13	0.16	0.17	↑ 8.63	↑ 15.76	1.34	1.62	1.90	2.00	1.64	↓ -17.97	↑ 5.14	10.39	11.66	1.46
Dyes, Paints, Cosmetics, Washing preparation & Other Chemical Products	0.17	0.10	0.07	0.09	0.11	↑ 16.26	↓ -9.76	3.02	3.48	3.60	4.09	4.31	↑ 5.36	↑ 9.32	2.54	8.40	1.30
<b>Total Trade of Chemicals</b>	<b>0.33</b>	<b>0.32</b>	<b>0.31</b>	<b>0.37</b>	<b>0.40</b>	<b>↑ 8.03</b>	<b>↑ 4.33</b>	<b>6.73</b>	<b>8.07</b>	<b>8.56</b>	<b>9.43</b>	<b>9.62</b>	<b>↑ 1.92</b>	<b>↑ 9.32</b>	<b>4.12</b>	<b>33.53</b>	<b>1.18</b>
<b>D) Textile &amp; Apparel (HS Chapters 50-63)</b>																	
Textiles	0.24	0.20	0.23	0.45	0.57	↑ 27.51	↑ 25.05	8.15	10.35	10.52	12.36	17.93	↑ 45.14	↑ 21.78	3.20	17.45	3.29
Apparel	0.00	0.00	0.00	0.00	0.00	↓ -10.14	↑ 21.50	0.32	0.38	0.43	0.49	7.15	↑ 1357.93	↑ 118.25	0.05	21.15	0.02
<b>Total Trade of Textile &amp; Apparel</b>	<b>0.24</b>	<b>0.21</b>	<b>0.23</b>	<b>0.45</b>	<b>0.58</b>	<b>↑ 27.21</b>	<b>↑ 25.03</b>	<b>8.47</b>	<b>10.73</b>	<b>10.95</b>	<b>12.85</b>	<b>25.08</b>	<b>↑ 95.25</b>	<b>↑ 31.18</b>	<b>2.30</b>	<b>38.60</b>	<b>1.50</b>
<b>E) Articles Of Stone, Plaster, Cement, Asbestos, &amp; Mica (HS Chapter 68)</b>																	
Articles Of Stone, Plaster, Cement, Asbestos & Mica	0.00	0.00	0.00	0.01	0.02	↑ 132.02	↑ 79.92	0.20	0.22	0.23	0.28	0.62	↑ 121.76	↑ 33.36	2.72	1.41	1.21
<b>Total Trade of Articles Of Stone, Plaster, Cement, Asbestos &amp; Mica</b>	<b>0.00</b>	<b>0.00</b>	<b>0.00</b>	<b>0.01</b>	<b>0.02</b>	<b>↑ 132.02</b>	<b>↑ 79.92</b>	<b>0.20</b>	<b>0.22</b>	<b>0.23</b>	<b>0.28</b>	<b>0.62</b>	<b>↑ 121.76</b>	<b>↑ 33.36</b>	<b>2.72</b>	<b>1.41</b>	<b>1.21</b>
<b>F) Machinery, Tools &amp; Auto Components (HS Chapters 82, 84, 85 &amp; 87)</b>																	
Tools, Implements, Cutlery, Spoons And Forks, Of Base Metal; Parts Thereof Of Base Metal	0.00	0.00	0.00	0.00	0.00	↓ -2.60	↑ 11.12	0.17	0.22	0.24	0.29	1.20	↑ 308.59	↑ 62.39	0.10	0.91	0.13
Boilers, Machinery And Mechanical Appliances; Parts Thereof	0.12	0.16	0.08	0.14	0.18	↑ 25.65	↑ 10.75	11.52	13.21	12.70	14.75	19.85	↑ 34.59	↑ 14.58	0.90	13.60	1.31
Electrical Machinery And Equipment And Parts Thereof; Sound Recorders And Reproducers, Television Image And Sound Recorders And Reproducers, And Parts And Accessories Of Such Articles	0.05	0.05	0.04	0.05	0.13	↑ 186.01	↑ 30.47	9.99	14.39	22.96	31.42	34.11	↑ 8.55	↑ 35.92	0.38	9.00	1.45
Vehicles Other Than Railway Or Tramway Rolling-Stock, And Parts And Accessories Thereof	0.03	0.04	0.05	0.03	0.13	↑ 291.57	↑ 49.59	2.30	2.44	1.72	1.89	5.18	↑ 174.51	↑ 22.43	2.60	14.48	0.93
<b>Total Trade of Machinery, Tools &amp; Auto Components</b>	<b>0.19</b>	<b>0.25</b>	<b>0.17</b>	<b>0.22</b>	<b>0.44</b>	<b>↑ 99.35</b>	<b>↑ 23.50</b>	<b>23.99</b>	<b>30.25</b>	<b>37.62</b>	<b>48.35</b>	<b>60.34</b>	<b>↑ 24.79</b>	<b>↑ 25.94</b>	<b>0.74</b>	<b>38.00</b>	<b>1.17</b>
<b>Total trade of [A + B + C + D + E + F]</b>	<b>1.72</b>	<b>2.56</b>	<b>2.76</b>	<b>4.08</b>	<b>4.78</b>	<b>↑ 17.16</b>	<b>↑ 29.13</b>	<b>55.07</b>	<b>70.96</b>	<b>78.29</b>	<b>91.87</b>	<b>125.12</b>	<b>↑ 36.20</b>	<b>↑ 22.77</b>	<b>3.82</b>	<b>210.70</b>	<b>2.27</b>
Other Commodities	0.76	0.90	0.90	1.90	1.74	↓ -8.49	↑ 23.25	29.76	35.79	35.49	40.16	53.19	↑ 32.43	↑ 15.62	3.28	106.85	1.63
<b>Total Trade</b>	<b>2.48</b>	<b>3.47</b>	<b>3.66</b>	<b>5.99</b>	<b>6.53</b>	<b>↑ 9.00</b>	<b>↑ 27.42</b>	<b>84.84</b>	<b>106.75</b>	<b>113.78</b>	<b>132.03</b>	<b>178.31</b>	<b>↑ 35.05</b>	<b>↑ 20.41</b>	<b>3.66</b>	<b>317.54</b>	<b>2.06</b>

The above table 1.1 throws light on the major trade to Vietnam. Almost 2% of India's exports go to Vietnam. India's export to Vietnam increased to US\$ 6.53 billion in 2014 from US\$ 2.48 billion in 2010 which accounts 3.66% share in Vietnam's total imports from world and 2.06% in India's total exports to world.

India's exports of Chemicals to Vietnam have shown growth by 4.33% on CAGR basis from 2010-14 and 8.03% in the year 2013-2014. Similarly, other commodities like Agricultural, Minerals, Textiles & Apparels and Machinery's, Tools & Auto components have tremendous positive growth of 36.53%, 46.54%, 25.03% & 23.50% respectively on CAGR basis from 2010-14. Article of Stones has registered highest plunge of 132.02% in year 2013-14 and 79.92% in year 2010-14.

### Graph 7.1: Overview of India - Vietnam Trade

(Graphical representation of % Growth rate, % CAGR & % Share)



**Table: 7.2 Overview of Preferential access offered by Vietnam to India**

Commodity Description	No. of Products					Percentage of Items where		
	Total	Having Tariff Preference	MFN = 0	Pref. Tariff = 0	Pref. Tariff > 0	MFN = 0	Pref. Tariff = 0	Pref. Tariff > 0
<b>A) Agricultural Products (HS Chapters 02, 04 &amp; 06-24)</b>								
Animal Products : Meat, Edible Meat Offal, Eggs, Natural Honey, Dairy Products	132	85	5	0	85	3.79	0.00	64.39
Vegetable, Tea, Coffee, Spices, Cereals	474	344	70	2	342	14.77	0.42	71.85
Oils, Prepared Foodstuffs; Sugar, Cocoa, Beverages & Tobacco	599	346	37	2	344	6.18	0.33	57.05
<b>Total of [A]</b>	<b>1205</b>	<b>775</b>	<b>112</b>	<b>4</b>	<b>771</b>	<b>9.29</b>	<b>0.33</b>	<b>63.67</b>
<b>B) Minerals (HS Chapters 25-27)</b>								
Minerals	204	32	98	0	32	48.04	0.00	15.69
<b>Total of [B]</b>	<b>204</b>	<b>32</b>	<b>98</b>	<b>0</b>	<b>32</b>	<b>48.04</b>	<b>0.00</b>	<b>15.69</b>
<b>C) Chemicals (HS Chapters 28-30, 32-35 &amp; 38)</b>								
Organic & Inorganic Chemicals	613	32	488	0	32	79.61	0.00	5.22
Pharmaceutical Products	99	9	63	0	9	63.64	0.00	9.09
Dyes, Paints, Cosmetics , Washing preparation & Other Chemical Products	443	104	175	1	103	39.50	0.23	23.25
<b>Total of [C]</b>	<b>1155</b>	<b>145</b>	<b>726</b>	<b>1</b>	<b>144</b>	<b>62.86</b>	<b>0.09</b>	<b>12.47</b>
<b>D) Textile &amp; Apparel (HS Chapters 50-63)</b>								
Textiles	700	549	96	0	549	13.71	0.00	78.65
Apparel	381	369	1	0	369	0.26	0.00	96.85
<b>Total of [D]</b>	<b>1081</b>	<b>918</b>	<b>97</b>	<b>0</b>	<b>918</b>	<b>8.97</b>	<b>0.00</b>	<b>85.08</b>
<b>E) Articles Of Stone, Plaster, Cement, Asbestos &amp; Mica (HS Chapter 68)</b>								
Articles Of Stone, Plaster, Cement, Asbestos & Mica	76	67	1	1	66	1.32	1.32	86.84
<b>Total of [E]</b>	<b>76</b>	<b>67</b>	<b>1</b>	<b>1</b>	<b>66</b>	<b>1.32</b>	<b>1.32</b>	<b>86.84</b>
<b>F) Machinery, Tools &amp; Auto Components (HS Chapters 82, 84, 85 &amp; 87)</b>								
Tools, Implements, Cutlery, Spoons And Forks, Of Base Metal; Parts Thereof Of Base Metal	73	35	22	0	35	30.14	0.00	47.95
Boilers, Machinery And Mechanical Appliances; Parts Thereof	1271	175	731	0	175	57.51	0.00	13.79
Electrical Machinery And Equipment And Parts Thereof; Sound Recorders And Reproducers, Television Image And Sound Recorders And Reproducers, And Parts And Accessories Of Such Articles	798	148	288	2	146	36.09	0.25	18.30
Vehicles Other Than Railway Or Tramway Rolling-Stock, And Parts And Accessories Thereof	379	23	28	0	23	7.39	0.00	4.94
<b>Total of [F]</b>	<b>2521</b>	<b>381</b>	<b>1069</b>	<b>2</b>	<b>379</b>	<b>42.40</b>	<b>0.08</b>	<b>14.54</b>
<b>Total of [A+B+C+D+E+F]</b>	<b>6242</b>	<b>2318</b>	<b>2103</b>	<b>8</b>	<b>2310</b>	<b>33.69</b>	<b>0.13</b>	<b>36.49</b>

The above table 6.2 shows that Vietnam has granted preferential tariff to India on 2318 products or 37.14% of the products out of the above 6242 major items covered at disaggregated level i.e., Agricultural and processed food products, Mineral products like Salt, Sulphur, Earths & Stone; Plastering Materials; Lime & Cement, Ores, Slag and Ash etc., chemical and pharmaceutical, dyes etc., textiles and apparels, machinery, tools, auto components etc. which form major imports of the ASEAN region. Vietnam has extended tariff preference on 918 products out of 1081 total products falling under Textile & Apparel sector and 67 products out of 76 total products falling under Article of stone when imported from India. Agricultural and processed food sectors also enjoys preferential tariff on 775 products out of 1205 products falling under this sector. Machinery, Tools & Auto components, Chemicals, Minerals sectors also enjoys preferential tariff on 381, 145 & 32 products out of 252, 1155 & 204 total products falling under these sectors.

Vietnam has time to fully implement phased elimination of tariff on products falling under Normal Track 1 & 2. The elimination will be completed by the years 2018 and 2021 respectively.

## Snapshot of ASEAN's Country-wise imports of Top 10 Commodities from India

### Brunei Darussalam

87 - Vehicles Other Than Railway Or Tramway Rolling Stock, And Parts And Accessories Thereof.,  
 02 - Meat And Edible Meat Offal.,  
 10 - Cereals.,  
 84 -Nuclear Reactors, Boilers, Machinery And Mechanical Appliances; Parts Thereof.,  
 07 - Edible Vegetables And Certain Roots And Tubers.,  
 90 - Optical, Photographic Cinematographic Measuring, Checking Precision, Medical Or Surgical Inst. And Apparatus Parts And Accessories Thereof.,  
 62 - Articles Of Apparel And Clothing Accessories, Not Knitted Or Crocheted.,  
 08 - Edible Fruit And Nuts; Peel Or Citrus Fruit Or Melons.,  
 23 - Residues And Waste From The Food Industries; Prepared Animal Foder.,  
 03 - Fish And Crustaceans, Molluscs And Other Aquatic Invertabrates.

### Cambodia

30 - Pharmaceutical Products,  
 52 - Cotton.,  
 23 - Residues And Waste From The Food Industries; Prepared Animal Foder.,  
 55 - Man-Made Staple Fibres.,  
 41 - Raw Hides And Skins (Other Than Furskins) And Leather,  
 87 - Vehicles Other Than Railway Or Tramway Rolling Stock, And Parts And Accessories Thereof.,  
 39 - Plastic And Articles Thereof.,  
 11 - Products Of The Milling Industry; Malt; Starches; Inulin; Wheat Gluten.,  
 40 - Rubber And Articles Thereof.,  
 84 - Nuclear Reactors, Boilers, Machinery And Mechanical Appliances; Parts Thereof.,  
 51 - Wool, Fine Or Coarse Animal Hair, Horsehair Yarn And Woven Fabric.

### Indonesia

27 - Mineral Fuels, Mineral Oils And Products Of Their Distillation; Bituminous Substances; Mineral Waxes.  
 29 - Organic Chemicals,  
 10 - Cereals.,  
 84 -Nuclear Reactors, Boilers, Machinery And Mechanical Appliances; Parts Thereof.,  
 87 - Vehicles Other Than Railway Or Tramway Rolling Stock, And Parts And Accessories Thereof.,  
 72 - Iron And Steel,  
 12 - Oil Seeds And Olea. Fruits; Misc. Grains, Seeds And Fruit; Industrial Or Medicinal Plants; Straw And Fodder.,  
 85 - Electrical Machinery And Equipment And Parts Thereof, Sound Recorders And Reproducers, Television Image And Sound Recorders And Reproducers, And Parts.,  
 88 - Aircraft, Spacecraft, And Parts Thereof.,  
 39 - Plastic And Articles Thereof

### Laos

02 - Meat And Edible Meat Offal.,  
 85 - Electrical Machinery And Equipment And Parts Thereof; Sound Recorders And Reproducers, Television Image And Sound Recorders And Reproducers, And Parts.,  
 84 -Nuclear Reactors, Boilers, Machinery And Mechanical Appliances; Parts Thereof.,  
 23 - Residues And Waste From The Food Industries; Prepared Animal Foder.,  
 73 - Articles Of Iron Or Steel,  
 30 - Pharmaceutical Products,  
 87 - Vehicles Other Than Railway Or Tramway Rolling Stock, And Parts And Accessories Thereof.,  
 76 - Aluminium And Articles Thereof.,  
 90 - Optical, Photographic Cinematographic Measuring, Checking Precision, Medical Or Surgical Inst. And Apparatus Parts And Accessories Thereof.,  
 57 - Carpets And Other Textile Floor Coverings.

### Malaysia

27 - Mineral Fuels, Mineral Oils And Products Of Their Distillation; Bituminous Substances; Mineral Waxes.,  
 89 - Ships, Boats And Floating Structures.,  
 29 - Organic Chemicals,  
 02 - Meat And Edible Meat Offal.,  
 84 - Nuclear Reactors, Boilers, Machinery And Mechanical Appliances; Parts Thereof.,  
 74 - Copper And Articles Thereof.,  
 75 - Nickel And Articles Thereof.,  
 85 - Electrical Machinery And Equipment And Parts Thereof; Sound Recorders And Reproducers, Television Image And Sound Recorders And Reproducers, And Parts.,  
 10 - Cereals.,  
 62 - Articles Of Apparel And Clothing Accessories, Not Knitted Or Crocheted.

 Myanmar

30 - Pharmaceutical Products,  
85 - Electrical Machinery And Equipment And Parts Thereof; Sound Recorders And Reproducers, Television Image And Sound Recorders And Reproducers, And Parts.,  
84 - Nuclear Reactors, Boilers, Machinery And Mechanical Appliances; Parts Thereof.,  
23 - Residues And Waste From The Food Industries; Prepared Animal Foder.,  
52 - Cotton.,  
87 - Vehicles Other Than Railway Or Tramway Rolling Stock, And Parts And Accessories Thereof.,  
73 - Articles Of Iron Or Steel,  
72 - Iron And Steel, 61 - Articles Of Apparel And Clothing Accessories, Knitted Or Corcheted.,  
40 - Rubber And Articles Thereof.

 Philippines

87 - Vehicles Other Than Railway Or Tramway Rolling Stock, And Parts And Accessories Thereof.,  
30 - Pharmaceutical Products,  
27 - Mineral Fuels, Mineral Oils And Products Of Their Distillation; Bituminous Substances; Mineral Waxes.,  
02 - Meat And Edible Meat Offal.,  
84 - Nuclear Reactors, Boilers, Machinery And Mechanical Appliances; Parts Thereof.,  
40 - Rubber And Articles Thereof.,  
12 - Oil Seeds And Olea. Fruits; Misc. Grains, Seeds And Fruit; Industrial Or Medicinal Plants; Straw And Fodder.,  
85 - Electrical Machinery And Equipment And Parts Thereof; Sound Recorders And Reproducers, Television Image And Sound Recorders And Reproducers, And Parts.,  
10 - Cereals.,  
29 - Organic Chemicals

 Singapore

27 - Mineral Fuels, Mineral Oils And Products Of Their Distillation; Bituminous Substances; Mineral Waxes.,  
89 - Ships, Boats And Floating Structures.,  
71 - Natural Or Cultured Pearls, Precious Or Semiprecious Stones, Pre Metals, Clad With. Jewelry ; Coin.,  
75 - Nickel And Articles Thereof.,  
84 - Nuclear Reactors, Boilers, Machinery And Mechanical Appliances; Parts Thereof.,  
88 - Aircraft, Spacecraft, And Parts Thereof.,  
29 - Organic Chemicals,  
85 - Electrical Machinery And Equipment And Parts Thereof; Sound Recorders And Reproducers, Television Image And Sound Recorders And Reproducers, And Parts.,  
90 - Optical, Photographic Cinematographic Measuring, Checking Precision, Medical Or Surgical Inst. And Apparatus Parts And Accessories Thereof;,  
10 - Cereals.

 Thailand

71 - Natural Or Cultured Pearls, Precious Or Semiprecious Stones, Pre. Metals, Clad, Jewelry ; Coin.,  
02 - Meat And Edible Meat Offal.,  
84 - Nuclear Reactors, Boilers, Machinery And Mechanical Appliances; Parts Thereof.,  
72 - Iron And Steel,  
87 - Vehicles Other Than Railway Or Tramway Rolling Stock, And Parts And Accessories Thereof.,  
29 - Organic Chemicals,  
23 - Residues And Waste From The Food Industries; Prepared Animal Foder.,  
03 - Fish And Crustaceans, Molluscs And Other Aquatic Invertabrates.,  
09 - Coffee, Tea, Mate And Spices.,  
30 - Pharmaceutical Products

 Vietnam

02 - Meat And Edible Meat Offal.,  
03 - Fish And Crustaceans, Molluscs And Other Aquatic Invertabrates.,  
52 - Cotton.,  
12 - Oil Seeds And Olea. Fruits; Misc. Grains, Seeds And Fruit; Industrial Or Medicinal Plants; Straw And Fodder.,  
09 - Coffee, Tea, Mate And Spices.,  
84 - Nuclear Reactors, Boilers, Machinery And Mechanical Appliances; Parts Thereof.,  
30 - Pharmaceutical Products,  
87 - Vehicles Other Than Railway Or Tramway Rolling Stock, And Parts And Accessories Thereof.,  
23 - Residues And Waste From The Food Industries; Prepared Animal Foder.,  
39 - Plastic And Articles Thereof.

# **Non-Tariff Measures in ASEAN Countries**

# BRUNEI

A) Agricultural Products (HS Chapters 02, 04 & 06-24)	
<ul style="list-style-type: none"> <li>i) Animal Products : Meat, Edible Meat Offal, Eggs, Natural Honey, Dairy Products</li> <li>ii) Vegetable, Tea, Coffee, Spices, Cereals</li> <li>iii) Oils, Prepared Foodstuffs; Sugar, Cocoa, Beverages &amp; Tobacco</li> </ul>	Agricultural Pests And Noxious Plants Act Buffaloes And Other Cattle Restrictions On Slaughter Export And Transfer Rules Halal Meat Act Procedures for Importation Of Plants And Plant Products Plant Varieties Protection Order 2015 Public Health Food Act 2000 Public Health Food Act 2012 Quarantine And Prevention Of Disease Regulations Quarantine And Prevention Of Disease Agricultural Pests And Noxious Plants Act Tobacco Labeling Amendment Regulations 2012 Tobacco Order 2005 Tobacco Prohibition In Certain Places Amendment Notification 2012 <i>Notification</i> Wholesome Meat Fees Regulations 2011 Wholesome Meat Import Export And Transshipment Regulations 2011 Wholesome Meat Order 2011 Wholesome Meat Slaughtering Centers Regulations 2011 Wholesome Meat Transportation Regulations 2011
B) Minerals (HS Chapters 25-27)	
Mineral Products	Hazardous Waste Control of Export Import and Transit Order 2013 Petroleum Mining Act Pollution Control Guidelines for Industrial Development
C) Chemicals (HS Chapters 28-30, 32-35 & 38)	
<ul style="list-style-type: none"> <li>i) Organic &amp; Inorganic Chemicals</li> <li>ii) Pharmaceutical Products</li> <li>iii) Dyes, Paints, Cosmetics , Washing preparation&amp; Other Chemical Products</li> </ul>	Arms And Explosives Act & Rules Guidelines For Halal Medicinal Products Hazardous Waste Control of Export Import and Transit Order 2013 Intoxicating Substances Act Medicines (Licensing Standard Provisions Fees) Regulations 2010 Notification Of Commencement For Medicinal Products Poisons Act Pollution Control Guidelines for Industrial Development Protocol On Dangerous Goods Agreement Registration Form For Brunei Healthcare Information
D) Textile & Apparel (HS Chapters 50-63)	
Textiles & Apparel	Intoxicating Substances Act
F) Machinery, Tools & Auto Components (HS Chapters 82, 84, 85 & 87)	
<ul style="list-style-type: none"> <li>i) Tools, Implements, Cutlery, Spoons And Forks, Of Base Metal; Parts Thereof Of Base Metal</li> <li>ii) Boilers, Machinery And Mechanical Appliances; Parts Thereof</li> <li>iii) Electrical Machinery And Equipment And Parts Thereof; Sound Recorders And Reproducers, Television Image And Sound Recorders And Reproducers, And Parts And Accessories Of Such Articles</li> <li>iv) Vehicles Other Than Railway Or Tramway Rolling-Stock, And Parts And Accessories Thereof</li> </ul>	Broadcasting Act Brunei Darussalam Documents Required Motor Vehicles Import Regulation Control Of Communication (Repeal) Order, 2013 Control Of Radio communication (Repeal) Order, 2013 Electricity [Act] Electronic Transactions Act Emergency Industrial Designs Act 1999 Hazardous Waste Control of Export Import and Transit Order 2013 Industrial Designs Rules 2000 Motor Vehicles Insurance [Act] Pollution Control Guidelines for Industrial Development Restricted Dutiable Items Regulation Road Traffic Registration of Motor Vehicle Trailers Regulations 2013 Road Traffic Licensing of Motor Vehicle Trailers Regulations 2013 Telecommunications (Radio-Communication) Regulations 2013 Telecommunications Order 2001 Weights and Measures Act

## CAMBODIA

A) Agricultural Products (HS Chapters 02, 04 & 06-24)	
<ul style="list-style-type: none"> <li>i) Animal Products : Meat, Edible Meat Offal, Eggs, Natural Honey, Dairy Products</li> <li>ii) Vegetable, Tea, Coffee, Spices, Cereals</li> <li>iii) Oils, Prepared Foodstuffs; Sugar, Cocoa, Beverages &amp; Tobacco</li> </ul>	Animal Sanitary And Animal Originated Products Regulation Environment Impact Assessment Process Law On The Quality And Safety Of Products Goods And Services Law On Plant Species And Rights Of Inventors 2008 Law On Seed Management And The Right Of Plant Breeder Plant Quarantine Procedure Sub-Decree On Examination Of Products Originating From Animals Regulation Sub-Decree On Phytosanitary Inspection Regulation Tobacco Control 2006 Plan Tobacco Product Advertising Rules
B) Minerals (HS Chapters 25-27)	
Mineral Products	Sub-Decree On Solid Waste Management Regulation Law Mineral Resource Management
C) Chemicals (HS Chapters 28-30, 32-35 & 38)	
<ul style="list-style-type: none"> <li>i) Organic &amp; Inorganic Chemicals</li> <li>ii) Pharmaceutical Products</li> <li>iii) Dyes, Paints, Cosmetics , Washing preparation&amp; Other Chemical Products</li> </ul>	Amendment Law Management Of Pharma 2007 Law on Drug Control 1997 Harmonized System Classification Labeling Chemicals Implementation Importation Procedures Chemicals Importation Procedures Pharmaceuticals Law Management Of Pharmaceuticals 1996 National Profile on Chemical Management Implementation Polychlorinated Biphenyls (PCBs) <b>Regulatory Controls</b>
D) Textile & Apparel (HS Chapters 50-63)	
Textiles & Apparel	Certificate Of Origin Commercial Invoice And Export License For Garments
F) Machinery, Tools & Auto Components (HS Chapters 82, 84, 85 & 87)	
<ul style="list-style-type: none"> <li>i) Tools, Implements, Cutlery, Spoons And Forks, Of Base Metal; Parts Thereof Of Base Metal</li> <li>ii) Boilers, Machinery And Mechanical Appliances; Parts Thereof</li> <li>iii) Electrical Machinery And Equipment And Parts Thereof; Sound Recorders And Reproducers, Television Image And Sound Recorders And Reproducers, And Parts And Accessories Of Such Articles</li> <li>iv) Vehicles Other Than Railway Or Tramway Rolling-Stock, And Parts And Accessories Thereof</li> </ul>	Electric Power Technical Standards Of The Kingdom Of Cambodia Establishment Of General Requirement Of Electric Power Technical Standards Establishment Of Specific Requirement Of Electric Power Technical Standards Law On Electricity Law On Telecom Agreement On Water Transport Strategic Plan On Solid Waste Management Polychlorinated Biphenyls (PCBs) <b>Regulatory Controls</b> Regulations On Overall Performance Standards For Electricity Suppliers... Specific Requirements For Transmission And Distribution

## INDONESIA

A) Agricultural Products (HS Chapters 02, 04 & 06-24)	
<p>i) Animal Products : Meat, Edible Meat Offal, Eggs, Natural Honey, Dairy Products</p> <p>ii) Vegetable, Tea, Coffee, Spices, Cereals</p> <p>iii) Oils, Prepared Foodstuffs; Sugar, Cocoa, Beverages &amp; Tobacco</p>	<p>Amending Regulation On Import Of Carcass, Meat, Offal, And-Or Their Derivatives Into The Territory</p> <p>Regulation on Carcasses Meat And Edible Offal From Other Countries</p> <p>Circular On Labeling Of Warning In Food Supplement Containing Vitamin K</p> <p>Decree On The Import And Export Of Plantation Seeds</p> <p>Food Safety Control Over The Import And Export Of Fresh Regulation</p> <p>Food Safety Quality And Nutrition Regulation</p> <p>Forms And Document Type Quarantine Measures And Fresh Food Safety Of Origin Plant</p> <p>Government Regulation Of The Republic Of Indonesia No. 14-2002 Concerning Plant Quarantine</p> <p>Information on Import Of Beef, Beef Offal And Beef Products</p> <p>Information on Import Of Poultry By-Products Meat</p> <p>Information on Import Of Poultry Meat</p> <p>Import Requirements Of Fruits And Vegetables</p> <p>Information on Imports Of Poultry Eggs For Hatching</p> <p>Indonesian Food Act 1996</p> <p>Law Of Republic Of Indonesia No. 33 Year 2014 Concerning Halal Product Assurance</p> <p>List Of Documents For Food Registration</p> <p>Monitoring And Control Team Entry Of Animals, Products Of Animal Origin</p> <p>Phytosanitary Certificate for Plant and Plant Products</p> <p>Plant Quarantine Requirements And Actions On The Entry Of Products Of Living Plants In The Form Of Fresh Layer Roots</p> <p>Port Entry Requirements</p> <p>Procedures Of Taking Plant Quarantine Actions Against The Release And Entry Of Quran</p> <p>Provision On The Import And Export Of Rice</p> <p>Provision On The Import And Export Of Rice-1st Amendment</p> <p>Provision On The Import And Export Of Rice-2nd Amendment</p> <p>Quarantine Requirements Of Fruits And Vegetables</p> <p>Regulation Amending Plant Quarantine Requirements And Measures For The Importation Of Living Plant Bulbs</p> <p>Regulation Concerning Enforcement Of Obligatory Indonesia National Standard SNI On Wheat Flour Food Substance</p> <p>Regulation Of Head Of Drug And Food Control Agency Concerning Processed Food Registration</p> <p>Regulation On Obligatory Enforcement Of Indonesia National Standard (SNI) On Refined Crystal Sugar</p> <p>Regulation On Recommendation On The Importation Of Horticultural Products</p> <p>Regulation On The Fourth Amendment On Rules On Import Of Sugar</p> <p>Regulation On The Use Of Dangerous Chemical Substances In The Crushing Of Paddy, Huller And Rice Hulling</p> <p>Requirements For Ruminant Animal House Cut Meat And Handling Unit (Meat Cutting Plant)</p>
B) Minerals (HS Chapters 25-27)	
<p>Mineral Products</p>	<p>Decree The Appointment Of Surveyors As Executors Of Verification And Technical Surveillance Of The Import Of Salt</p> <p>Government Regulation No. 63-2000 On Safety And Health Against Utilization Of Ionizing Radiation</p> <p>Government Regulation Of The Republic Of Indonesia (No. 18 Of 1999) On Waste Management Of Hazardous And Toxic Mater</p> <p>Customs regulations on Import of Petroleum And Petroleum Products</p> <p>Regulation On Supervision Over Production And Utilization Of Dangerous Substances For Industries</p> <p>The Compulsory Registration Of Lubricating Oil Circulating In Indonesia</p>

### C) Chemicals (HS Chapters 28-30, 32-35 & 38)

<ul style="list-style-type: none"> <li>i) Organic &amp; Inorganic Chemicals</li> <li>ii) Pharmaceutical Products</li> <li>iii) Dyes, Paints, Cosmetics , Washing preparation&amp; Other Chemical Products</li> </ul>	<p>Government Regulation No. 33-2007 On Safety Of Ionizing Radiation And Security Of Radioactive Sources</p> <p>Government Regulation No. 63-2000 On Safety And Health Against Utilization Of Ionizing Radiation</p> <p>Government Regulation Of The Republic Of Indonesia (No. 18 Of 1999) On Waste Management Of Hazardous And Toxic Mater</p> <p>Government Regulation Of The Republic Of Indonesia Regarding Hazardous And Toxic Waste Management 1994)</p> <p>Import Regulation Of Non Poisonous And Dangerous Wastes (Non B3)</p> <p>Import Requirements Chemical Products</p> <p>Law Concerning Halal Product Assurance</p> <p>Licensing procedure Of Pharmaceutical Preparations</p> <p>Minister Of Agriculture On The Terms And Procedure Of Registration Of Pesticides</p> <p>On Prohibition From Producing Ozone Depleting Substances And From Producing Materials That Use Ozone Depleting Substance</p> <p>Re Registration And Grant Of Permanent Licenses For Pesticides</p> <p>Re Registration Of And The Issuance Of Provisional Licenses For Pesticides</p> <p>Regulation Regarding The Application Of Electronic Registration System Of Hazardous And Toxic Substances In The Framework</p> <p>Registration And Licensing Of Pesticide Technical Substances</p> <p>Regulation Concerning Processed Food Registration</p> <p>Regulation Of Drug And Food Control</p> <p>Regulation On Supervision Over Production And Utilization Of Dangerous Substances For Industries</p> <p>The Compulsory Registration Of Lubricating Oil Circulating In Indonesia</p> <p>Decree The Import Of Biological Agents</p>
--	--

### D) Textile & Apparel (HS Chapters 50-63)

Textiles & Apparel	Certificate Of Origin Commercial Invoice And Export License For Garments
--------------------	--

### F) Machinery, Tools & Auto Components (HS Chapters 82, 84, 85 & 87)

<ul style="list-style-type: none"> <li>i) Tools, Implements, Cutlery, Spoons And Forks, Of Base Metal; Parts Thereof Of Base Metal</li> <li>ii) Boilers, Machinery And Mechanical Appliances; Parts Thereof</li> <li>iii) Electrical Machinery And Equipment And Parts Thereof; Sound Recorders And Reproducers, Television Image And Sound Recorders And Reproducers, And Parts And Accessories Of Such Articles</li> <li>iv) Vehicles Other Than Railway Or Tramway Rolling-Stock, And Parts And Accessories Thereof</li> </ul>	<p>Import Requirements Machinery Products</p> <p>Indonesian National Standard Helm Riders Two Wheel Motor Vehicle Compulsory</p> <p>Indonesian National Standard Of Household Electrical Appliances</p> <p>Law No. 30-2009 On Electricity</p> <p>On Amendments To The Regulation Number 18 Year 2014 On Certification Of Telecommunication Tools And Equipment</p> <p>On The Regulation About The Operating Conditions And Procedure Of Licensing Radio Frequency Spectrum</p> <p>Technical Requirements for The Use Of Gas For Motor Vehicle</p> <p>Vehicle Import Guidelines</p>
---	--

<b>A) Agricultural Products (HS Chapters 02, 04 &amp; 06-24)</b>	
<ul style="list-style-type: none"> <li>i) Animal Products : Meat, Edible Meat Offal, Eggs, Natural Honey, Dairy Products</li> <li>ii) Vegetable, Tea, Coffee, Spices, Cereals</li> <li>iii) Oils, Prepared Foodstuffs; Sugar, Cocoa, Beverages &amp; Tobacco</li> </ul>	<ul style="list-style-type: none"> <li>Agreement Of The Minister On The Management And Use Of Plant Variety</li> <li>Application Form For Request Foods Import</li> <li>Application Form To Register Food For Import</li> <li>Application Of Sanitary And Technical Measures For The Food Safety Management</li> <li>Decision On Drinking Water In Closed Container</li> <li>Decision On Labeling For Food Product</li> <li>Decision On Rice Import And Export Procedures</li> <li>Decision On Technical Norm Concerning Livestock And Its Products</li> <li>Decree On Implementation Of The Law On Plant Protection</li> <li>Decree On The Control The Movement Animal And Animal Products</li> <li>Decree Orgin Import Of Rice</li> <li>Duty Free Stamp Fee For Alcohol And Cigarettes</li> <li>Food Safety Policy (2009)</li> <li>Import Certificate Fee For Food</li> <li>Import Certificate Plants-Plant Products</li> <li>Import Permit Fee For Livestock, Feed And Veterinary Medicine</li> <li>Import Permit Fee For Plant Seed And Material</li> <li>Inspection Fee For Import Food</li> <li>Instruction On Phytosanitary Measure For Importing Cassava Planting Material From Foreign Country</li> <li>Law On Food</li> <li>Law on Narcotic Substance</li> <li>Law On Tobacco Control</li> <li>Law on Livestock Production And Veterinary Matters</li> <li>List Of Goods And Export Duty Rates</li> <li>Plant Quarantine Declaration</li> <li>Regulation On The Control On Production, Exported-Imported Safe Food</li> <li>Transit Movement Permit Fee For Wild Plant</li> </ul>
<b>B) Minerals (HS Chapters 25-27)</b>	
<p>Mineral Products</p>	<ul style="list-style-type: none"> <li>Customs Duties And Taxes Under Promotion Investment Policy</li> <li>Document Fee For International Transit Goods For Petroleum Trucks</li> <li>Food Regulation- Regulation On Iodized Salt Standard</li> <li>Decision on management of Fuel Importing Business And Fuel Wholesale Service</li> <li>Import And Export Licensing Procedures Of Minerals And Mineral Products</li> <li>Inspection Requirements For Petrol</li> <li>Instruction On Customs Duties And Taxes Under Promotion Investment Policy</li> <li>Instruction on Implementing The Presidential Decree on Foreign Currencies And Precious Metals</li> <li>MOF Instruction On Incentive Program On Customs Duties And Taxes under Promotion Investment Policy</li> <li>Decision on the Procedures for Steel Bar And Cement Import Procedures</li> </ul>
<b>C) Chemicals (HS Chapters 28-30, 32-35 &amp; 38)</b>	
<ul style="list-style-type: none"> <li>i) Organic &amp; Inorganic Chemicals</li> <li>ii) Pharmaceutical Products</li> <li>iii) Dyes, Paints, Cosmetics , Washing preparation&amp; Other Chemical Products</li> </ul>	<ul style="list-style-type: none"> <li>Application Of Requirement For Registration Import Pharmaceutical</li> <li>Customs Duties And Taxes Under Promotion Investment Policy</li> <li>Decision On Industrial Substance And Chemical Management</li> <li>Declaration Fee For Import Cosmetics</li> <li>Document Fee For International Transit Goods For Chemical Truck</li> <li>Draft Of Law On Chemicals (Eng)</li> <li>Import License Fee For Traditional Medicine Import Company</li> <li>Import License For Traditional Medicine And Health Supplementary Products</li> <li>Import Permit Fee For Livestock, Feed And Veterinary Medicine</li> <li>Regulation Governing Drug Registration</li> <li>Decision On The Quality Control Of Cosmetic Products</li> <li>Law on Drugs &amp; Medical Products</li> <li>Law On Medical Products</li> <li>Law on Narcotic Substance</li> <li>List Of Requirement Re-Registration Import Drug</li> <li>Prohibition To Import High Dangerous Substances And Chemicals</li> <li>Regulation On Drug Registration</li> <li>Regulation On The Quality Control Of Cosmetic Products</li> <li>Request for Importation of Drug Samples for registration in Laos PDR</li> <li>Ministerial Decision on The Ozone Depleting Substances Management</li> </ul>
<b>D) Textile &amp; Apparel (HS Chapters 50-63)</b>	

Textiles & Apparel	Decision On Industrial Substance And Chemical Management
--------------------	--

**F) Machinery, Tools & Auto Components (HS Chapters 82, 84, 85 & 87)**

<ul style="list-style-type: none"> <li>i) Tools, Implements, Cutlery, Spoons And Forks, Of Base Metal; Parts Thereof Of Base Metal</li> <li>ii) Boilers, Machinery And Mechanical Appliances; Parts Thereof</li> <li>iii) Electrical Machinery And Equipment And Parts Thereof; Sound Recorders And Reproducers, Television Image And Sound Recorders And Reproducers, And Parts And Accessories Of Such Articles</li> <li>iv) Vehicles Other Than Railway Or Tramway Rolling-Stock, And Parts And Accessories Thereof</li> </ul>	<ul style="list-style-type: none"> <li>Decision On Import, Management And Utilization Of Chainsaw</li> <li>Decision On Satellite Receiver Management</li> <li>Decision On The Import Mechanism Of Cars, Spare Parts For Assembling Factories No. 14</li> <li>Decision On The Procedure For Import And Distribution Of Cars</li> <li>Decision On The Procedure For Import And Distribution Of Cars In Lao PDR</li> <li>Fee For Entry Exit Transit Of Books</li> <li>Import Fee For Fixed Phones</li> <li>Import Fee For Mobile Phones</li> <li>Import Fee For Telecommunications Service Permit For Telecommunications Equipment</li> <li>Import Permit Fee For Printing Equipment</li> <li>Import Permit For Agricultural Equipment</li> <li>Inspection Requirement-Importing Vehicle</li> <li>IT Equipment Import Service Charge</li> <li>License Fee For Import Of Machinery, Etc. For Processing</li> <li>Ministerial Decision On Ozone Depleting Substances Management</li> <li>Notification On Import, Distribution And Application Of Telecommunication Equipment</li> <li>On Technical Standards And Accessories Of Vehicles That Are Authorized For Import For</li> <li>Procedures For Car Import</li> <li>Service Charge for Certificate of Vehicle (CBU) Duty Payment</li> <li>Telecom Law 2012 English</li> <li>Vehicle Import License</li> <li>Vehicle Spare Parts Fee</li> <li>Vehicle Temporary Import License</li> </ul>
---	---

# MALAYSIA

A) Agricultural Products (HS Chapters 02, 04 & 06-24)	
<ul style="list-style-type: none"> <li>i) Animal Products : Meat, Edible Meat Offal, Eggs, Natural Honey, Dairy Products</li> <li>ii) Vegetable, Tea, Coffee, Spices, Cereals</li> <li>iii) Oils, Prepared Foodstuffs; Sugar, Cocoa, Beverages &amp; Tobacco</li> </ul>	<p>Agricultural Pests And Noxious Plants Act            Amendment-Eleventh Schedule; Edible Birds Nest (Draft)            Animal Importation Order            Animals (Control Of Slaughter) Rules 2009            Animals Act 1953 (Revised-2006) ACT 647            Conditions For The Importation Of Beef, Mutton And Venison            Control Of Padi And Rice (Restriction Of Interstate Movement) 1997            Feed (Prohibited Antibiotics, Hormones And Other Chemicals) Regulations 2012            Feed Act, 2009            Fisheries (Prohibition Of Import) (Amendment) Regulations            Fisheries Act 1985            Fisheries Development Authority Of Malaysia Act 1971            Food (Amendment) Act, 2006            Food (Amendment) Regulations, 2010            Food Advertisement Regulations            Food Hygiene Regulations, 2009            Food Irradiation Regulations, 2011            Guide To Nutrition, Labeling &amp; Claims            Guidelines On Labeling Of Irradiated Food            Malaysia Agricultural Pests And Noxious Plants Regulation            Malaysian Cocoa Board (Incorporation) Act, 1988 (No. 343)            Malaysian Food Regulations            Malaysian Palm Oil Board (Cess) (Oil Palm Fruit) Order, 2007            Malaysian Palm Oil Board Act 1998            Guideline On Health Certificate Requirement For Importation Of Meat, Edible Meat Offal Into Malaysia            Notes On Grading, Packaging And Labeling Of Agricultural Produce Regulation            Pineapple Industry (Amendment) Act 1988            Pineapple Industry Act, 1957            Plant Quarantine Act 1976            Plant Quarantine Regulations            Regulations For Importation Of Milk Or Milk Products Into Malaysia            Regulations For The Importation Of Poultry Or Bird Carcasses Products Or Parts Thereof Into Malaysia            Requirement Of Health Certification Importation Into Malaysia            Trade Descriptions (Marking Of Food) Order 1975            Trade Descriptions Use Of Expression Halal Order 1975+B2</p>
B) Minerals (HS Chapters 25-27)	
<p>Mineral Products</p>	<p>Atomic Energy Licensing Radioactive Waste Management Regulations 2011            Occupational Safety And Health (Classification, Labeling And Safety Data Sheet Of Hazardous Chemicals) Regulations 2013            Petroleum Development Act 1974            Mineral Development Act 1994, No. 525            Malaysia-Thailand Standards Of Petroleum Operations Regulations 1997            Petroleum (Safety Measures) Act</p>
C) Chemicals (HS Chapters 28-30, 32-35 & 38)	
<ul style="list-style-type: none"> <li>i) Organic &amp; Inorganic Chemicals</li> <li>ii) Pharmaceutical Products</li> <li>iii) Dyes, Paints, Cosmetics , Washing preparation &amp; Other Chemical Products</li> </ul>	<p>Atomic Energy Licensing Radioactive Waste Management Regulations 2011            Control Of Drugs And Cosmetics Amendment Regulations 2014            Control Of Drugs And Cosmetics Amendment Regulations 2013            Dangerous Drugs Act            Environmental Quality Control Emission from Diesel Engines Regulations 1996            Environmental Quality Control Emission Petrol Engines Regulations 1996            Explosives Act            Feed Act 2009            Feed Prohibited Antibiotics Hormones And Other Chemicals Regulations 2012            Malaysia-Thailand Standards Of Petroleum Operations Regulations 1997            Occupational Safety And Health (Classification, Labeling And Safety Data Sheet Of Hazardous Chemicals) Regulations 2013            Pesticides Act 1974 (No. 149 Of 1974)            Petroleum Development Act 1974            Poisons Act 1952 (Revised-1989)            Sale Of Drugs Act 1952</p>
D) Textile & Apparel (HS Chapters 50-63)	
<p>Textiles &amp; Apparel</p>	<p>Factories And Machinery Order 2012            Factories And Machinery Order 2014            Factories-And Machinery Order 2011</p>

**F) Machinery, Tools & Auto Components (HS Chapters 82, 84, 85 & 87)**

<p>i) Tools, Implements, Cutlery, Spoons And Forks, Of Base Metal; Parts Thereof Of Base Metal</p> <p>ii) Boilers, Machinery And Mechanical Appliances; Parts Thereof</p> <p>iii) Electrical Machinery And Equipment And Parts Thereof; Sound Recorders And Reproducers, Television Image And Sound Recorders And Reproducers, And Parts And Accessories Of Such Articles</p> <p>iv) Vehicles Other Than Railway Or Tramway Rolling-Stock, And Parts And Accessories Thereof</p>	<p>Atomic Energy Licensing Radioactive Waste Management Regulations 2011</p> <p>Customs Values Of Imported Completely Built Up Motor Vehicles 2013</p> <p>Electricity Amendment Regulations 2014 Act</p> <p>Electricity Supply Act 1990</p> <p>Environmental Quality Control Emission from Diesel Engines Regulations 1996</p> <p>Environmental Quality Control Emission Petrol Engines Regulations 1996</p> <p>Environmental Quality Control Of Lead Concentration Motor Gasoline Regulations 1985</p> <p>Environmental Quality Motor Vehicle Noise Regulations 1987</p> <p>Factories And Machinery Order 2014</p> <p>Factories And Machinery Order 2012</p> <p>Factories And Machinery Steam Boiler Unfired Pressure Vessel Regulations 2014</p> <p>Factories-And Machinery Order 2011</p> <p>Motor Vehicle Registration And Licensing Amendment Rules 2012</p> <p>Occupational Safety And Health (Classification, Labeling And Safety Data Sheet Of Hazardous Chemicals) Regulations 2013</p> <p>Renewable Energy Act 2011</p> <p>Renewable Energy Amendment Of Schedule Order 2015</p> <p>Road Traffic Prohibition On Driving Of Goods Vehicles Rules 2015</p>
--	--

## MYANMAR

<b>A) Agricultural Products (HS Chapters 02, 04 &amp; 06-24)</b>	
<ul style="list-style-type: none"> <li>i) Animal Products : Meat, Edible Meat Offal, Eggs, Natural Honey, Dairy Products</li> <li>ii) Vegetable, Tea, Coffee, Spices, Cereals</li> <li>iii) Oils, Prepared Foodstuffs; Sugar, Cocoa, Beverages &amp; Tobacco</li> </ul>	Directive No. (4-98) On Food Additives Used In Fish And Fish Products Law Amending Seed Law 2015 National Food Law Regulation For Importation And Exportation Of Hatching Eggs And Poultry-Birds Into Myanmar Regulation For The Importation Of Beef, Mutton And Their Edible Products To Myanmar Seed Law (The State Peace And Development Council Law No. 1-2011) The Animal Health And Development Law The Control Of Smoking And Consumption Of Tobacco Product Law (2006) The Protection Of Wildlife And Conservation Of Natural Areas Law
<b>B) Minerals (HS Chapters 25-27)</b>	
Mineral Products	Atomic Energy Law Environmental Conservation Law No 9 2012 Petroleum Law Amendment Prevention From Danger Of Chemical And Associated Materials Law 2013 Protocol On Dangerous Goods The Law Amending The Petroleum Act, 1934
<b>C) Chemicals (HS Chapters 28-30, 32-35 &amp; 38)</b>	
<ul style="list-style-type: none"> <li>i) Organic &amp; Inorganic Chemicals</li> <li>ii) Pharmaceutical Products</li> <li>iii) Dyes, Paints, Cosmetics , Washing preparation&amp; Other Chemical Products</li> </ul>	Atomic Energy Law Blood Products Law 2003 Controlling Preventing The Danger And Alleviating The Danger Dental-And Oral Medicine Council Law (1989) (Revised in 2011) Environmental Conservation Law 2012 Law Amending the Poisons Act 2014 Law Amending Traditional Medicine Law 2014 National Drug Law 1992 Pesticide Law State Law And Order Restoration Council Law Prevention From Danger Of Chemical And Associated Materials Law 2013 Protocol On Dangerous Goods Public Health Law 1972 Registered Certificate For Chemicals Dangerous Chemicals The Narcotic Law 1993 Traditional Medicine Council Law 2000 Work Permit Relating To Chemical And Associated Materials
<b>F) Machinery, Tools &amp; Auto Components (HS Chapters 82, 84, 85 &amp; 87)</b>	
<ul style="list-style-type: none"> <li>i) Tools, Implements, Cutlery, Spoons And Forks, Of Base Metal; Parts Thereof Of Base Metal</li> <li>ii) Boilers, Machinery And Mechanical Appliances; Parts Thereof</li> <li>iii) Electrical Machinery And Equipment And Parts Thereof; Sound Recorders And Reproducers, Television Image And Sound Recorders And Reproducers, And Parts And Accessories Of Such Articles</li> <li>iv) Vehicles Other Than Railway Or Tramway Rolling-Stock, And Parts And Accessories Thereof</li> </ul>	Dental-And Oral Medicine Council Law (1989) (Revised in 2011) Environmental Conservation Law (Pyidaungsu Hluttaw Law No 9 2012) Law On Mobile Equipment Multi Modal Transport Law 2014 Prevention From Danger Of Chemical And Associated Materials Law 2013 Protocol On Dangerous Goods Telecommunications Law Television And Video Law

## PHILIPPINES

A) Agricultural Products (HS Chapters 02, 04 & 06-24)	
<ul style="list-style-type: none"> <li>i) Animal Products : Meat, Edible Meat Offal, Eggs, Natural Honey, Dairy Products</li> <li>ii) Vegetable, Tea, Coffee, Spices, Cereals</li> <li>iii) Oils, Prepared Foodstuffs; Sugar, Cocoa, Beverages &amp; Tobacco</li> </ul>	<p>Animal Welfare Act No 8485 Of 1998            Application Form For Product Registration Of Raw Materials Ingredient Food Additives            Breast milk Substitutes Breast milk Supplement And Other Related Products            Certificate Of Product Registration (CPR) Requirements For Medium And High Risk Food Products            Dairy Industry Development Act 1979            Order of Declaring The Dugong Or Sea Cow (Dugong Dugon) As A Protected Marine Mammal Of Philippines            Domestic Animal Disease Prevention And Control Act Of 1980            Quality requirements and Specifications for Dry Base Mixes for Soups and Sauces            Ethnic Food Products - Dried Salted Fish - Specifications            Ethnic Milk-based Confectioneries Pastillas And Yema Specification            FDA Procedure For Low Risk Food            Fisheries Act No 4003            Food And Drug Administration Act 2009            Food Drug And Cosmetic Act Republic Act No 372            Food Drug And Cosmetic Act Republic Act No 372)            Fried Corn Snacks Chic acorn Specification            Guidelines For The Open-Date Marking Of Bakery Products            Guidelines For The Open-Date Marking Of Liquid Milk Products            Implementing Rules and Regulations of the Food Safety Act RA 106111 of 2013            Importation Of Live Fish And Aquatic Products            Importation Of Plant And Plant Products By Use Of Biotechnology            Irradiation Treatment For Plant And Plant Products            Labeling Of Prepackaged Food Products Distributed In Philippines            Labeling Of Imported Meat And Meat Products            Mandatory Fortification Of Staples Rice Sugar Flour And Cooking Oil Food Processors As Ingredients            Mango Beverage Products – Specifications            Meat Inspection Amendment 2012            Meat Inspection Code Of Philippines 2004            Microbiological Quality Of Processed Foods            Philippine Food Fortification Act Of 2000            Philippine Plant Variety Protection Act Of 2002            Plant Quarantine Decree Of 1978 No 1433            Plastic Materials For Food Contact Use Colorants Specification            Quality Standards For Mineral Water And Carbonated Water            Registered Imported Wines            Rules And Regulations Governing Importation Of Fish And Aquatic Products            Sale Distribution And Advertisements Of Tobacco Products            Smoked Fish – Specification            Thermally Processed Fish Products - Specifications            Tropical Fruit Wines – Specification            Wildlife Resources Conservation And Protection Act Republic Act No 9147</p>
B) Minerals (HS Chapters 25-27)	
<p>Mineral Products</p>	<p>Act For Salt Iodization Nationwide            Petroleum Act No 387 1949            Philippine Mining Act Of 1995 (Republic Act No 7942)            Ecological Solid Waste Management Act No 9003 Of 2000            Guidelines On The Electronic Notification Of Selected Household Urban Hazardous Substances            Protocol On Dangerous Goods            Revised Guidelines In Licensing Household Hazardous Substances (Hhs) Establishments            Revised Guidelines In Licensing Of Household Hazardous Substances (HHS) Establishments Format            Toxic Substances And Hazardous And Nuclear Wastes Control Act No 6969 Of 1990</p>

### C) Chemicals (HS Chapters 28-30, 32-35 & 38)

<ul style="list-style-type: none"> <li>i) Organic &amp; Inorganic Chemicals</li> <li>ii) Pharmaceutical Products</li> <li>iii) Dyes, Paints, Cosmetics, Washing preparation &amp; Other Chemical Products</li> </ul>	<p>Drug Products Licensing                      Ecological Solid Waste Management Act No 9003 Of 2000                      Food And Drug Administration (FDA) Act Of 2009                      Food Drug And Cosmetic Act (Republic Act No 3720)                      Guideline On The Implementation Of New Rules And Regulation Of Licensing Drug Manufacturer                      Guidelines On The Electronic Notification Of Selected Household Urban Hazardous Substances                      Notification For Minor Variation S Of Registered Pharmaceutical Product                      Philippine Veterinary Medicine Act of 2004 Republic Act No 9268                      Protocol On Dangerous Goods                      Revised Guidelines In Licensing Of Cosmetic Establishments                      Revised Guidelines In Licensing Household Hazardous Substances (Hhs) Establishments                      Toxic Substances And Hazardous And Nuclear Wastes Control Act No 6969 Of 1990</p>
--	---

### D) Textile & Apparel (HS Chapters 50-63)

<p>Textiles &amp; Apparel</p>	<p>Cotton Industry Development Law Of 1998                      Implementing Rules And Regulations Of Republic Act No 9242                      Republic Act No 9290 Act For Foot Wear Leather Goods                      Republic Act No 4086 Textile                      Sample Certification From Philippine Textile Research Institute (PTRI)</p>
-------------------------------	--

### F) Machinery, Tools & Auto Components (HS Chapters 82, 84, 85 & 87)

<ul style="list-style-type: none"> <li>i) Tools, Implements, Cutlery, Spoons And Forks, Of Base Metal; Parts Thereof Of Base Metal</li> <li>ii) Boilers, Machinery And Mechanical Appliances; Parts Thereof</li> <li>iii) Electrical Machinery And Equipment And Parts Thereof; Sound Recorders And Reproducers, Television Image And Sound Recorders And Reproducers, And Parts And Accessories Of Such Articles</li> <li>iv) Vehicles Other Than Railway Or Tramway Rolling-Stock, And Parts And Accessories Thereof</li> </ul>	<p>Act On Agricultural Engineering In The Philippines                      Ecological Solid Waste Management Act No 9003 Of 2000                      Guidelines On The Electronic Notification Of Selected Household Urban Hazardous Substances                      Philippine Clean Air Act 1999                      Protocol On Dangerous Goods                      Republic Act No 9290 Act For Foot Wear Leather Goods                      Revised Guidelines In Licensing Household Hazardous Substances (Hhs) Establishments                      Revised Guidelines In Licensing Of Household Hazardous Substances (HHS) Establishments Format                      Toxic Substances And Hazardous And Nuclear Wastes Control Act No 6969 Of 1990</p>
---	---

## **SINGAPORE**

<b>A) Agricultural Products (HS Chapters 02, 04 &amp; 06-24)</b>	
<p>i) Animal Products : Meat, Edible Meat Offal, Eggs, Natural Honey, Dairy Products</p> <p>ii) Vegetable, Tea, Coffee, Spices, Cereals</p> <p>iii) Oils, Prepared Foodstuffs; Sugar, Cocoa, Beverages &amp; Tobacco</p>	<p>A Guide To Food Labeling &amp; Advertisements</p> <p>Animals And Birds Fees Rules 2009</p> <p>Animals And Birds Importation Order 2009</p> <p>Application For A License To Manufacture And Process Animal Feed</p> <p>Application For Export Of Table Eggs To Singapore</p> <p>Application For Good Agricultural Practice For Vegetable Farming (GAP-VF) Certification</p> <p>Application For Use Of New Health Claims For Food Intended For Sale In Singapore</p> <p>Application Form For Canning Processing Plant To Export Raw Meat Products To Singapore</p> <p>Application Form For Egg Processing Plant To Export Salted And Preserved Eggs To Singapore</p> <p>Application Form For Slaughterhouse Cutting Plant To Export Raw Meat To Singapore</p> <p>Application Information License To Manufacture Process And Sale Of Animal Feed</p> <p>CITES Import, Export, Re-Export Permit</p> <p>Control Of Plant Act 1</p> <p>Control Of Plant Act Plant Importation Rules Revised 2000</p> <p>Control Of Plants (Import And Transshipment Of Fresh Fruits And Vegetables) Rules</p> <p>Control Of Plants (Import Of Fruits &amp; Vegetables) Rules</p> <p>Control Of Plants Phytosanitary Certification Rules</p> <p>Environmental Public Health Food Hygiene Regulations</p> <p>Feeding Stuffs Act</p> <p>Fish Import, Export &amp; Transshipment Guide</p> <p>Fisheries Act</p> <p>Food Regulations</p> <p>Fresh Fruit &amp; Vegetables Import &amp; Transshipment Guide</p> <p>Guide To Application For Import Export Transship Of Animals Birds Eggs Biologics</p> <p>Import Requirements Of Specific Food Products</p> <p>Meat &amp; Egg Import Export &amp; Transshipment Guide</p> <p>Processed Food Import Export And Transshipment Guide</p> <p>Sale Of Food (Prohibition Of Chewing Gum) Regulations</p> <p>Singapore Alcohol Excise Tax Rate</p> <p>Wholesale Meat &amp; Fish Act</p> <p>Wholesome Meat And Fish Import Export And Transshipment Rules</p> <p>Wholesome Meat And Fish Processing Establishments And Cold Stores Rules</p> <p>Wholesome Meat And Fish Slaughter Houses Rules</p> <p>Wholesome Meat And Fish Transportation Of Meat Products Rules</p> <p>Wholesome Meat And Fish Wholesale Market Rules</p>
<b>B) Minerals (HS Chapters 25-27)</b>	
<p>Mineral Products</p>	<p>Control Of Petroleum And Flammable Materials</p> <p>Gas Licenses</p> <p>Sale Of Food Act (Chapter 283, Section 56)</p>

### C) Chemicals (HS Chapters 28-30, 32-35 & 38)

<ul style="list-style-type: none"> <li>i) Organic &amp; Inorganic Chemicals</li> <li>ii) Pharmaceutical Products</li> <li>iii) Dyes, Paints, Cosmetics , Washing preparation &amp; Other Chemical Products</li> </ul>	<ul style="list-style-type: none"> <li>Application Form For Requesting An Overseas GMP Audit</li> <li>Guidance Medicinal Product Registration Singapore 2011</li> <li>Guidance Registration Similar Biological Products Singapore</li> <li>Guidance Medicinal Product Registration Singapore 2011</li> <li>Guidance on Registration of Similar Biological Products in Singapore 2011</li> <li>Guideline on MIV Applications for Biologics</li> <li>Guideline on MIV Applications for Chemical Drugs</li> <li>Guideline on Submission for Non-Prescription Medicinal Products 2011</li> <li>Guideline on Submission under CECA Scheme 2011</li> <li>Guideline on the Registration of Human Medicinal Products Containing Materials of Animal Origin 2011</li> <li>Guideline on the Registration of Human Plasma-derived Medicinal Products 2011</li> <li>Guideline-Import License</li> <li>Guideline-License-Renewal</li> <li>Hazardous Waste (Control Of Export Import And Transit) Act</li> <li>Hazardous Waste Control Of Export Import And Transit Regulations</li> <li>Health Products (Good Manufacturing Practice Certificate Cosmetic Products) Regulations 2011</li> <li>Health Products Act</li> <li>Health Products (Cosmetic Products ASEAN Cosmetic Directive) Regulations 2007</li> <li>Import License- Medicinal Products</li> <li>License to Manufacture Controlled Drugs</li> <li>Manufacturer- Medicinal Product</li> <li>Medicines (Medical Advertisement Regulation 1977</li> <li>Patent Declaration Form 2011</li> <li>Points to Consider for Singapore Labeling 2011</li> <li>Product Interchangeability and Bio waiver Request for Chemical Generic Drug Applications 2011</li> <li>Singapore Quality Overall Summary for Biologics 2011</li> <li>Singapore Quality Overall Summary for Chemical Drugs 2011</li> <li>Types Licenses HSA Health Sciences Authority</li> </ul>
---	--

### F) Machinery, Tools & Auto Components (HS Chapters 82, 84, 85 & 87)

<ul style="list-style-type: none"> <li>i) Tools, Implements, Cutlery, Spoons And Forks, Of Base Metal; Parts Thereof Of Base Metal</li> <li>ii) Boilers, Machinery And Mechanical Appliances; Parts Thereof</li> <li>iii) Electrical Machinery And Equipment And Parts Thereof; Sound Recorders And Reproducers, Television Image And Sound Recorders And Reproducers, And Parts And Accessories Of Such Articles</li> <li>iv) Vehicles Other Than Railway Or Tramway Rolling-Stock, And Parts And Accessories Thereof</li> </ul>	<ul style="list-style-type: none"> <li>Accuracy Label Handbook Weights Measures</li> <li>Accuracy Label Weighing Machines</li> <li>Application For Registration Of Supplier Of Controlled Goods</li> <li>Application For Renewal Certified Controlled Goods</li> <li>Authorized Verifiers List Weights Measures</li> <li>Broadcasting Act</li> <li>Broadcasting Notification</li> <li>Circular On Electrical PRODUCTS</li> <li>Circular on Portable Power Bank 2015</li> <li>Consumer Handbook Electrical Products</li> <li>Customs (Container Regulations)</li> <li>Notification of Modification To Registered Controlled Goods</li> <li>For Test Certificate Vehicles</li> <li>Guide on safety mark use Electrical Products</li> <li>Handbook For Photovoltaic (PV) Systems</li> <li>Importation Of Motor Vehicles</li> <li>List of controlled goods</li> <li>Notification Of Change Of Registered Supplier Particulars</li> <li>Procedure On Importation And Registration Of Classic Car</li> <li>Procedures On Importation And Registration Of A Vintage</li> <li>Registration Licensing Of Vehicles</li> <li>Road Traffic Act</li> <li>Safety Requirements Registration Scheme</li> <li>Weights And Measures Act Singapore</li> </ul>
---	--

## THAILAND

A) Agricultural Products (HS Chapters 02, 04 & 06-24)	
<ul style="list-style-type: none"> <li>i) Animal Products : Meat, Edible Meat Offal, Eggs, Natural Honey, Dairy Products</li> <li>ii) Vegetable, Tea, Coffee, Spices, Cereals</li> <li>iii) Oils, Prepared Foodstuffs; Sugar, Cocoa, Beverages &amp; Tobacco</li> </ul>	<p>Agricultural Standards Act B.E. 2551 2008            Alcohol Control Act 2008            Alcoholic Beverages Control Re-Rules Procedure And Condition For Labels Of Alcoholic Beverages            Assignment Of Officials Undertake The Fining Procedures Under The Alcohol Control Act 2008            Certificates Of Manufacturers For Imported Foods            Food Act B.E 2522            Guidelines, Standards &amp; Import Requirements of Duck Meat, Cow's Milk, Raw Cow Milk, Other Milk Products , Cheese , Hen Egg, Cream , Flavored Milk , Butter , Butter Oil , Ghee, Honey , Bird's Nest, Pleurotus Mushrooms, Peppers, Sugar Apple, Pumpkin, Sweet Corn, Coconut, Guava, Mangos teen, Watermelon, Durian, Java Apple, Sapodilla, Coffee , Tea , Dried Chili Peppers, Vitamin zed Rice, Maize, Thai Aromatic Rice, Dried Peanut, Soybeans, Oil Palm Bunch, Oil &amp; Fat , Peanut Oil , Coconut Oil , Palm Oil , Margarine-, Some Meat Products , Fish Sauce, , Ice Cream, Chili Sauce, Fresh Pongola Grass, Soybean Milk In Sealed Container            Import Requirement For Food With Risk From Radionuclide Contamination            Notification on Label Of Finished Gelatin &amp; Jelly            Labeling Of Food In The Container 2014            Labeling Of Food Obtained From Genetic Engineering            Labeling On Bread            Labels Of Flavoring Agents            Liquor Act            Notification of Mineral Water            Nutrition Labeling Guidelines            Agricultural Standard Peanut Kernel Maximum Level Of Aflatoxin            Plant Quarantine Act            Premium Labeling For Food 2013 &amp; 2014            Notification of Royal Jelly &amp; Royal Jelly Products            Thailand Guidelines For Imported Food            Tobacco Products Control Act            Notification of Vinegar            Labels Of Chewing Gum &amp; Candy            Labeling Of Some Kinds Of Ready To Eat Foods</p>
B) Minerals (HS Chapters 25-27)	
<p>Mineral Products</p>	<p>Fuel Oils Control Act (No.2), B.E. 2550 (2007)            Fuel Trade Act (No.2), B.E. 2550 (2007)            Hazardous Substance Act (No.2), B.E. 2544 (2001)            Laws And Regulation (Hazardous Substance)            Malaysia Thailand Joint Authority (Standards of Petroleum Operations) Regulations 1997            Ministerial Regulation Hazardous Substance Act            Notification Disposal Of Wastes Or Unusable Materials            Petroleum Act            Remedy And Prevention Of Shortage Of Fuel Oils, B.E. 2516 (1973)            The Hazardous Substance Act (1992)</p>
C) Chemicals (HS Chapters 28-30, 32-35 & 38)	
<ul style="list-style-type: none"> <li>i) Organic &amp; Inorganic Chemicals</li> <li>ii) Pharmaceutical Products</li> <li>iii) Dyes, Paints, Cosmetics , Washing preparation&amp; Other Chemical Products</li> </ul>	<p>Cosmetic Act            Drug Act            Drug Regulations            Guidelines Diagnosis Treatment            Hazardous Substance Act (No.2), B.E. 2544 (2001)            Industrial Standard for Lacquer Thinner            Standard for Laundry Detergent Powder            Laws And Regulation (Hazardous Substance)            Laws Regulation (The Cosmetic Committee)            Industrial Standard for Medical Oxygen            Ministerial Regulation Hazardous Substance Act            Notification Disposal Of Wastes Or Unusable Materials            Psychotropic Substances Act (No. 2), B.E. 2528 (1985)            Public Health Act (1992)            The Hazardous Substance Act (1992)            Volatile Substances Act Thailand</p>

**D) Textile & Apparel (HS Chapters 50-63)**

Textiles & Apparel

Weights And Measures Act B.E. 2542 (1999)

**F) Machinery, Tools & Auto Components (HS Chapters 82, 84, 85 & 87)**

- i) Tools, Implements, Cutlery, Spoons And Forks, Of Base Metal; Parts Thereof Of Base Metal
- ii) Boilers, Machinery And Mechanical Appliances; Parts Thereof
- iii) Electrical Machinery And Equipment And Parts Thereof; Sound Recorders And Reproducers, Television Image And Sound Recorders And Reproducers, And Parts And Accessories Of Such Articles
- iv) Vehicles Other Than Railway Or Tramway Rolling-Stock, And Parts And Accessories Thereof

Hazardous Substance Act (No.2), B.E. 2544 (2001)  
 Importing Used - Secondhand Household Effects  
 Importing Personal Vehicles  
 Laws And Regulation (Hazardous Substance)  
 Machine Registration Act (No.2), B.E. 2530 (1987)  
 Machine Registration Act B.E. 2514 (1971)  
 Ministerial Regulation Hazardous Substance Act  
 Ministerial Regulation High Energy Efficiency Non Deep Electric Pan  
 Motor Vehicles And Road Traffic Act  
 Industrial Standard for Motor Cycle Exhaust Muffler  
 Notification Disposal Of Wastes Or Unusable Materials  
 Protection Layout Designs Integrated Circuits Act (2000)  
 Regulated Energy, B.E. 2536 (1993)  
 Telecommunications Business Act 2006  
 The Hazardous Substance Act (1992)  
 Weights And Measures Act B.E. 2542 (1999)

## VIETNAM

<b>A) Agricultural Products (HS Chapters 02, 04 &amp; 06-24)</b>	
<ul style="list-style-type: none"> <li>i) Animal Products : Meat, Edible Meat Offal, Eggs, Natural Honey, Dairy Products</li> <li>ii) Vegetable, Tea, Coffee, Spices, Cereals</li> <li>iii) Oils, Prepared Foodstuffs; Sugar, Cocoa, Beverages &amp; Tobacco</li> </ul>	<p>Amendment Import Goods Of Plant Origin 2013            Circular No 35 List Of Pests Being Quarantined Plants 2014            Circular On List Of Micronutrients Allowed To Be Added For Food Products            Regulation on Technical Standard for Conformity Certificate Packed Processed Food Food-Additives Food-Processing Supports Packaging Material 2013            Decree Implementation Of Some Articles Of The Food Safety Law            Decree No 50 1998 ND-CP Detailing The Implementation Of The Ordinance On Radiation Safety And Control            Guide Management Of Quick Food Test Kits Amendment 2011            Guide On The Food Hygiene &amp; Foodstuffs Of Animal Origin            Guidelines On Quarantine In Transportation Slaughtering And Trading Of Poultry And Poultry Products            Guiding On Implementing Of Domestic Plant Quarantine            Guiding On The Food Safety Control For Imported Foodstuffs Of Plant Origin            Instruction Of The Ministry Of Forestry Regarding Promotion Of Wildlife Protection            Law On Food Safety            Law Plant Protection And Quarantine            Liquor Import Regulations            On The Issuance Of Regulation On Plant Quarantine For The Importation Of Seeds And Beneficial Organism            Pest Risk Analysis Plants Plant Origin Products 2014            Plant Quarantine            Phytosanitary Standard for Procedure Of Pest Risk Analysis For Imported Plants And Plant Products            Recall Fishery Products 2011            Regulation On The Labeling Of Goods To Be Circulated In The Country And Of Export As Well As Import Goods</p>
<b>B) Minerals (HS Chapters 25-27)</b>	
<p>Mineral Products</p>	<p>Ordinance On Mineral Resources            Guiding The Customs Procedures For Imported And Temporarily Imported For Re-Export Petrol And Oil            Mineral Law</p>
<b>C) Chemicals (HS Chapters 28-30, 32-35 &amp; 38)</b>	
<ul style="list-style-type: none"> <li>i) Organic &amp; Inorganic Chemicals</li> <li>ii) Pharmaceutical Products</li> <li>iii) Dyes, Paints, Cosmetics , Washing preparation&amp; Other Chemical Products</li> </ul>	<p>Detailing And Guiding The Implementation Of a Number Of Articles Of The Chemical Law            Approving The Scheme State Management Of Pharmaceuticals Food Hygiene And Safety And Cosmetics In The 2006-2015 Period            Draft Circular on regulation Testing Trial Quality Control Veterinary Drugs            Guiding The Import And Export Of Drugs And Cosmetics            Guiding The Import Of Vaccines, Medical Biological; Chemicals, Insecticidal Or Germicidal            Law On pharmacy            National Technical Regulation on Processing Aids Washing Peeling Agents 2014            Law On Drug Prevention And Fight            Promulgating The Regulation On Management Of Cosmetics</p>
<b>D) Textile &amp; Apparel (HS Chapters 50-63)</b>	
<p>Textiles &amp; Apparel</p>	<p>Imported Fabrics            Regulation On The Labeling Of Goods To Be Circulated In The Country And Of Export As Well As Import Goods</p>

**F) Machinery, Tools & Auto Components (HS Chapters 82, 84, 85 & 87)**

<ul style="list-style-type: none"> <li>i) Tools, Implements, Cutlery, Spoons And Forks, Of Base Metal; Parts Thereof Of Base Metal</li> <li>ii) Nuclear Reactors, Boilers, Machinery And Mechanical Appliances, Parts Thereof</li> <li>iii) Electrical Machinery And Equipment, Sound Recorders &amp; Reproducers, Television Image, Sound Recorders</li> <li>iv) Vehicles Other Than Railway, Parts &amp; Accessories</li> </ul>	<p>Decree On Details And Guides A Number Of Articles Of The Electricity Law Regarding The Safe Protection Of High-Voltage Power Grid Works</p> <p>Electricity Law</p> <p>Labeling Telecom Equipment</p> <p>Law On Land Road Traffic</p> <p>Law On Radio Frequencies</p> <p>Law On Telecommunications</p> <p>Regulation On Quality Motorcycle Engines And Spare Parts</p> <p>Regulation On Quality And Technical Safety Inspection Of Land Road Motor Vehicles Which Are Manufactured Or Assembled According To Domestic Designs</p> <p>Regulation On Quality And Technical Safety Inspection Of Land Road Motor Vehicles Which Are Manufactured Or Assembled According To Foreign Designs And Bearing Foreign Trademarks</p> <p>Regulation On Quality Management, Industrial Property And Technology Transfer, Applicable To Motorcycles, Motorcycle Engines And Spare Parts Manufactured And/or Assembled At Home And Imported</p> <p>Use Of Charges For Inspection Of Machinery, Equipment And Supplies Subject To Strict Labor Safety Requirements</p>
---	---

## **Acknowledgement**

Following resources have been used in the process of compiling this publication:-

India Free Trade Area "<http://www.asean.org/communities/asean-economic-community/item/asean-india-free-trade-area-3>"

India ASEAN Agreements "[http://commerce.nic.in/MOC/international\\_trade\\_agreements.asp](http://commerce.nic.in/MOC/international_trade_agreements.asp)"

India-ASEAN: Relation, FTAs in Goods, services and investment - "<http://mrunal.org/2014/09/diplomacy-india-asean-relations-fta-free-trade-agreement-in-goods-services-investment.html#525>"

Biswajit Nag & Chandrima Sikdar "Impact of India-ASEAN Free Trade Agreement: A cross-country analysis using applied general equilibrium modeling"

Sunitha Raju Professor & Chairperson "ASEAN – India FTA : Emerging Issues for Trade in Agriculture"

Trade data - "<http://www.trademap.org/>"

Tariff data - "<http://www.indiantradeportal.in>"



# Indian Trade Portal

FIEO

[www.indiantradeportal.in](http://www.indiantradeportal.in)

## Online Free Services Available on the Portal

	MFN/Preferential Tariff of over 50 Countries
	MFN/ Preferential Tariff and SPS-TBT of India
	Rules of Origin to get preferential access to targeted markets under Trade Agreements concluded by India
	More than 3500 Sanitary and Phyto-Sanitary (SPS) measures and Technical Barriers to Trade (TBT) of over 45 markets
	Tool to Search & Identify ITC (HS) code of a product. Identify corresponding ITC (HS) code of products in other countries
	Item-wise rates of Merchandise Exports from India Scheme (MEIS) and Duty Drawback on Export of Indian products
	Item-wise Export and Import Policy conditions of India
	Import statistics of 67 countries and India's contribution in their imports
	Business tool to Search, Select and Send business queries to Indian suppliers (Updated data of around 29,000 companies from various industry sectors)
	India's Export related Acts & Export procedure know how
	Monthly e-bulletins: i) SPS Focus and ii) TBT Focus highlighting updates on global SPS and TBT measures
	Frequently Asked Questions on How to Export, Export Promotion Schemes, Banking, Customs, Central Excise, Service Tax, Trade Agreements etc.
	Free SMS (only on India numbers)/E-mail (global) alerts on the updates on portal – Tariff, SPS/TBT matters, Item-wise Export-Import policy, MEIS & Duty Drawback Rates for subscribers. Subscription is free

For any queries, please contact nearest FIEO office or call on All India Toll-free Export Helpline no. 1800-121-9000 or email: [fieo@fieo.org](mailto:fieo@fieo.org). Want us to contact you ? SMS – FIEO to 56677.

# FEDERATION OF INDIAN EXPORTS ORGANISATIONS

(Set up by Ministry of Commerce, Government of India)

## HEAD OFFICE :

Niryat Bhawan, Rao Tula Ram Marg, Opp. Army Hospital Research & Referral, New Delhi-110 057  
Tel: +91-11-46042222; 26150101-04; Fax: +91-11-26148194; Email: [fi eo@fi eo.org](mailto:fi eo@fi eo.org), [fi eo@nda.vsnl.net.in](mailto:fi eo@nda.vsnl.net.in)

## NORTHERN REGION

Niryat Bhawan, Rao Tula Ram Marg, Opp. Army Hospital Research & Referral, New Delhi-110 057  
Tel: +91-11-46042222; 26150101-04, 46042222; Fax: +91-11-26148194; Email: [fi eonr@fi eo.org](mailto:fi eonr@fi eo.org)

### Uttar Pradesh Chapter

C/o Merchants' Chamber of Uttar Pradesh, 14/76 Civil Lines, Kanpur - 208 001  
Phone: +91-512-3014855; Fax: +91-512-3014824; Email : [fi eokanpur@gmail.com](mailto:fi eokanpur@gmail.com); [fi eokanpur@fi eo.org](mailto:fi eokanpur@fi eo.org)

### Rajasthan Chapter:

303, 3<sup>rd</sup> Floor, Suryodaya Apartments, F-72, Subhash Marg, C-Scheme, Jaipur-302 001  
Tel: +91-141-4055591; Fax: +91-141-4055591; Email : [rajasthan@fi eo.org](mailto:rajasthan@fi eo.org)

### Punjab Chapter: Ludhiana

SCO 17, 2<sup>nd</sup> Floor, Sector 39, Chandigarh Road, Ludhiana-141 010  
Telefax: +91-161-5003600; Email : [punjab@fi eo.org](mailto:punjab@fi eo.org)

### Punjab Chapter: Amritsar

1<sup>st</sup> Floor, BSNL Telephone Exchange Building, Majitha Road, Amritsar-143001  
Phone: +91-183-2970091; Email: [gauravgupta@fi eo.org](mailto:gauravgupta@fi eo.org)

## EASTERN REGION :

Express Tower, 6th Floor, 42A, Shakespeare Sarani, (Junction of Rawdon Street and Shakespeare Sarani), Kolkata-700 017  
Phone: +91-33-40084890/91 \* Fax: +91-33-22805781 \* Email: [fi eoer@fi eo.org](mailto:fi eoer@fi eo.org)

### Odisha Chapter:

Second Floor, Ashoka Market Complex, Station Square, Bhubaneswar-751009  
Phone:+ 91- 674- 2536 674; Telefax: + 91- 674- 2536 675; Email: [fi eobbsr@fi eo.org](mailto:fi eobbsr@fi eo.org)

### Jharkhand Chapter :

RIADA Building, 5th Floor, Namkum Industrial Area, Ranchi, Jharkhand-834010  
Phone: +91-651-2462084; Telefax: +91-651-2462085; Mobile: +91-9934893218; E-Mail: [jharkhand@fi eo.org](mailto:jharkhand@fi eo.org)

### North East Chapter:

First Floor, H. No.23, N N Tower, Dr S K Bhuyan Road, Dighali Pukhuri (East), Guwahati-781001  
Phone : 0361-2739888; Mob: +919954370400, Email : [fi eonortheast@fi eo.org](mailto:fi eonortheast@fi eo.org)

## WESTERN REGION:

TIMES SQUARE, Unit No.3A, B-Wing, 4th Floor, Andheri Kurla Road, Andheri (East), Mumbai-400059  
Phone: +91-22-40572222 \* Fax: +91-22-28392334 \* Email: [fi eowr@vsnl.com](mailto:fi eowr@vsnl.com); [fi eowr@fi eo.org](mailto:fi eowr@fi eo.org)

### Ahmedabad Chapter:

408/A, Akshar Complex, Shivranjani Cross Road, Vastrapur, Ahmedabad-380015;  
Phone: 998063322/09974040606; Fax: +91- 79-40050406, Email : [fi eoahd@airtelbroadband.in](mailto:fi eoahd@airtelbroadband.in); [fi eoahd@fi eo.org](mailto:fi eoahd@fi eo.org)

### Madhya Pradesh Chapter :

203, Gold Arcade, 3/1, New Palasia, Near Janjirwala Square, Indore-452001,  
Phone:+91-731-4282335/336, Fax: +91-731-4282337, Mob : +91-9755022258, Email: [indore@fi eo.org](mailto:indore@fi eo.org)

## SOUTHERN REGION :

Spencer Plaza, Unit No.706, 7th Floor, 769, Anna Salai, Chennai-600 002  
Phone: +91-44-28497766/28497755; Fax: +91-44-28496666; Email : [fi eosr@fi eo.org](mailto:fi eosr@fi eo.org); [fi eosouth@airtelmail.in](mailto:fi eosouth@airtelmail.in)

### Karnataka Chapter:

1st Floor, VITC Building, Kasturba Road, Bengaluru-560 001  
Phone: +91-80-22864854; Fax: +91-80-22864855; Email : [fi eobl@vsnl.net](mailto:fi eobl@vsnl.net); [fi eobl@dataone.in](mailto:fi eobl@dataone.in)

### Hyderabad Chapter:

"Shakar Bhavan" 3rd Floor, #5-10-174, Fateh Maidan Road, Basheerbagh, Hyderabad 500 004, Telangana  
Phone: +91-40-23210380; Fax: +91-40-23210381; Email : [fi eoap@fi eo.org](mailto:fi eoap@fi eo.org) ; [fi eohyd@fi eo.org](mailto:fi eohyd@fi eo.org)

### Kerala Chapter:

Marine Building, First Floor, Malabar Road, North End, Willingdon Island, Kochi-682009  
Telefax: +91-484-2666116; Email : [kerala@fi eo.org](mailto:kerala@fi eo.org)

### Coimbatore Chapter:

Esteem Complex, 2nd Floor, No.702 Avinashi Road, Coimbatore-641018  
Telefax: +91-422-2220414; Email : [fi eokovai@fi eo.org](mailto:fi eokovai@fi eo.org)