



स्पाइसेस बोर्ड भारत
वाणिज्य एवं उद्योग मंत्रालय, भारत सरकार
SPICES BOARD INDIA
Ministry of Commerce & Industry, Govt. of India



**A COMPENDIUM
ON
KEY SCHEMES
FOR THE SPICES EXPORTERS**

SPICES BOARD

Energise your business



SB



Grow with India

**A COMPENDIUM
ON
KEY SCHEMES
FOR THE SPICES
EXPORTERS**

Compiled and prepared by :

YES BANK Ltd

Yes Bank House
Off Western Express Highway
Santacruz (East)
Mumbai-40055

&

Spices Board

Ministry of Commerce and Industry.
Govt of India
Sugandha Bhavan,
NH Bypass
Palarivattom P.O.
Cochin, Ernakulam, Kerala-682025

Published by :

Spices Board

Ministry of Commerce and Industry.
Govt of India
Sugandha Bhavan,
NH Bypass
Palarivattom P.O.
Cochin, Ernakulam, Kerala-682025

Year of Publication: 2023

No. of copies printed: 50

Contents

1	Spices- An introduction	4
1.1	Global Overview	4
1.1.1	Global Spice trade	5
1.1.1.1	Key Spices Traded Globally	7
1.2	Indian Overview.....	8
1.2.1	India's Spices Production.....	8
1.2.2	India's Spices Export	9
2	Central Government Schemes	11
2.1	About Spices Board of India	11
2.2	Key Schemes & Initiatives for Spices Exporters through Central Government Departments 12	
2.2.1	Spices Board of India.....	12
	Export Development and Promotion Program	12
2.2.2	Ministry of Commerce and Industry	15
	Trade Infrastructure and Export Scheme.....	15
	Market Access Initiative scheme	15
	Interest Equalisation Scheme on Pre and Post Rupee Export Credit.....	20
2.2.3	Ministry of Finance.....	21
	Remission of Duties and Taxes on Exported Products (RoDTEP)	21
2.2.4	Ministry of Food Processing Industries.....	21
	Pradhan Mantri Kisan Sampada Yojana (PMKSY).....	21
	Production Linked Incentive scheme	22
	PM Formalization of Micro Food Processing Enterprises (PMFME).....	23
2.2.5	National Horticulture Board	25
	Capital Investment subsidy scheme for construction/expansion/ modernization of cold storage and storages for horticulture produce.....	25
	Horticulture Cluster Development Programme	26
2.2.6	Department of Agriculture and Farmers Welfare.....	28
	Agriculture Infrastructure Fund (AIF).....	28
2.2.7	Ministry of Micro, Small & Medium Enterprises	29
	Micro & Small Enterprises Cluster Development Program (MSE-CDP).....	29
2.2.8	Khadi and Village Industries Commission	31

Prime Minister's Employment Generation Programme (PMEGP).....	31
3 State Government Schemes	32
Andhra Pradesh	32
Arunachal Pradesh	34
Assam	35
Bihar.....	36
Chhattisgarh	38
Goa.....	42
Gujarat.....	43
Haryana.....	45
Himachal Pradesh.....	47
Jammu & Kashmir	49
Jharkhand.....	51
Karnataka.....	53
Kerala.....	55
Madhya Pradesh.....	56
Maharashtra.....	58
Manipur	60
Meghalaya.....	61
Mizoram.....	63
Nagaland.....	65
Odisha	66
Punjab.....	68
Rajasthan.....	70
Sikkim.....	73
Tamil Nadu.....	75
Telangana.....	77
Tripura.....	78
Uttar Pradesh.....	80
Uttarakhand.....	84
West Bengal	87
4 Conclusion.....	88
Annexure 1.....	89

Preface

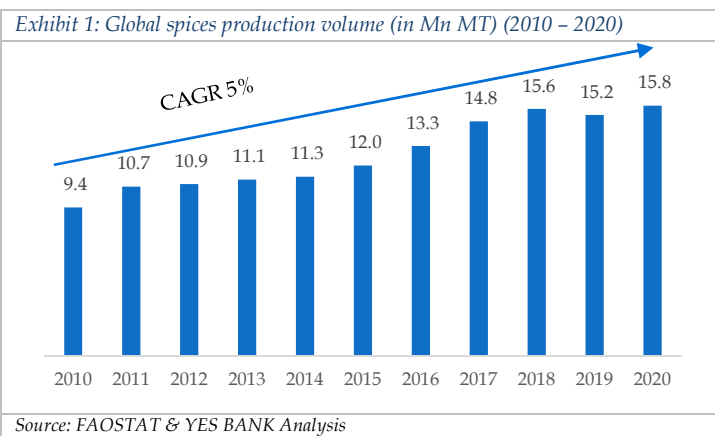
This compendium on key schemes for the spices exporters has been developed by YES BANK and the Spices Board of India with the objective of providing readers an overview of the key schemes being implemented by the central and state governments for the Indian spice industry. The compendium includes schemes pertaining to infrastructure development, upgradation, export benefits and other fiscal benefits, however, schemes related to production of spices, R&D etc. have been excluded. The document lists out the key schemes and highlights the objectives, nodal agency, beneficiaries and major incentives under the scheme. While this document captures all vital aspects, a detailed review of the scheme is necessary to get a holistic perspective on the scheme, its applicability and its benefits. In case of schemes pertaining to specific states, attempt has been made to capture the most relevant schemes/policies for the spices industry (for example-food processing policy). In cases where specific schemes/policies for food processing are not available or are outdated, other relevant schemes/policies like industrial policy, MSME policy have been captured. There may be other schemes as well applicable to the sector at the central and state level. Given the importance of spices in the Union Territory of Jammu & Kashmir, the key schemes applicable to the UT have also been included.

The introduction chapter of this compendium captures the global and Indian overview of spices sector. A careful attempt has been made to utilize data available through various reliable secondary sources to aptly reflect current situation of the Global and Indian spice industry. For this report, FAOSTAT and ITC Trademap have been used as the key source for reporting global spice production and trade data. For showcasing India's spice production and trade scenario, data reported by Spices Board of India (Spices Board) has been utilized. Since the timeframe for data capture for FAO & ITC (which follows calendar year) and Spices Board (which reports data basis the financial year followed in India - April 1st to March 31st) varies, the reported numbers from both sources vary. Additionally, it should also be noted that the basket of HS Codes considered as spices varies in the reporting done by ITC Trademap, FAOSTAT and Spices Board of India, due to which, there would be a difference in India's spices production and trade data reported by these three sources.

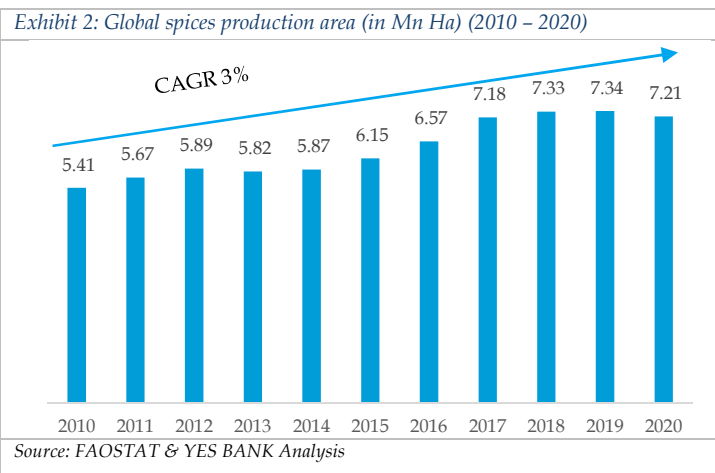
1 Spices- An introduction

1.1 Global Overview

In the year 2020, 15.82 Mn MT of spices were produced covering an acreage of about 7.21 Mn Ha across 123 countries.¹ The global production has witnessed a decadal growth of over 5% (CAGR) from 9.38 Mn MT in 2010 to 15.82 Mn MT in 2020. India continues to remain the largest producer of spices accounting for nearly 42%² of the global production (FAOSTAT, 2020). It is followed by other spice producing countries such as China (7%), Nigeria (5%), Indonesia (4%) and Ethiopia (4%).



During the period 2010-2020, the acreage of spices has increased at a CAGR of around 3% increasing from 5.41 Mn Ha in 2010 to 7.21 Mn Ha in 2020. Globally, India (47%) has the highest area under spices production followed by Indonesia (14%), Ethiopia (7%), China (3%) and Vietnam (3%). Together these countries cover nearly three fourth of the global area under spices.

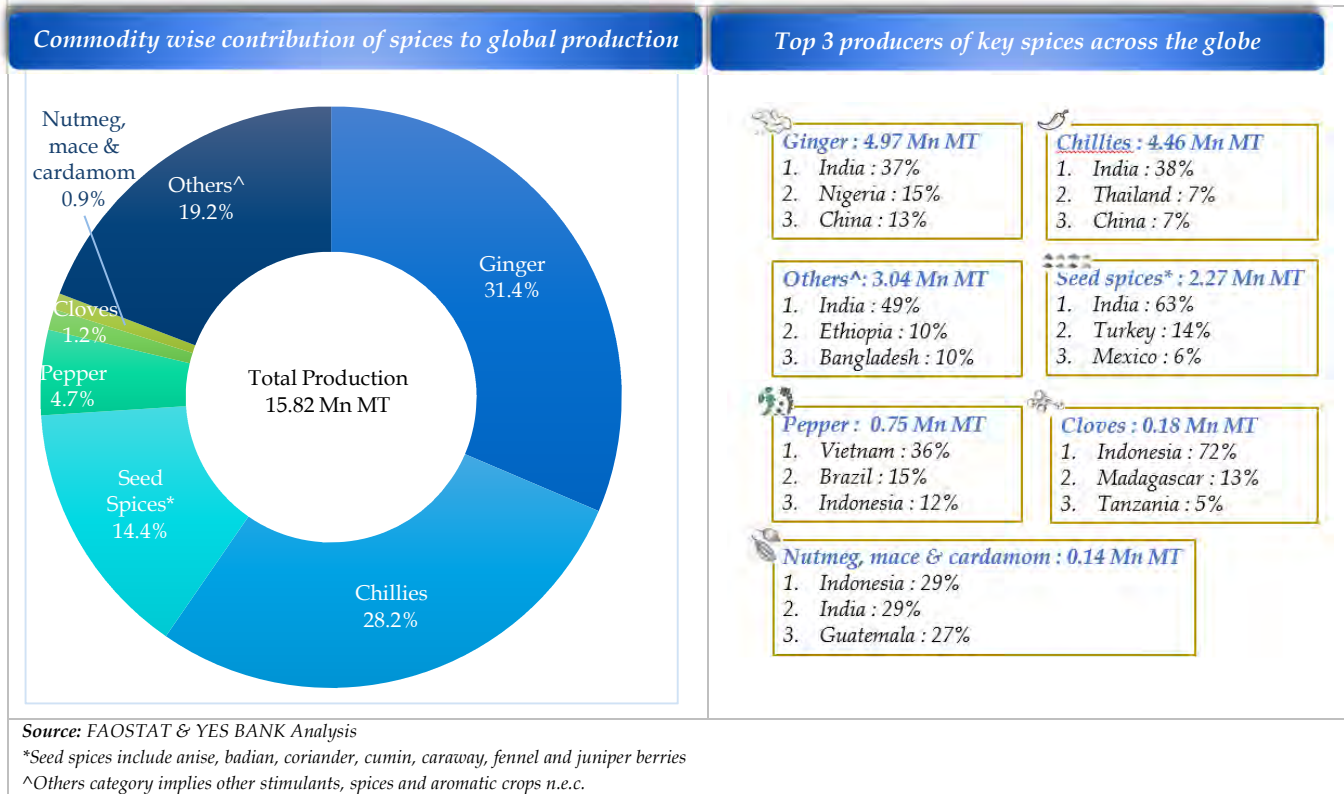


In 2020, global spices production in terms of volume was dominated by ginger having a share of 31%, followed by chillies (28%), seed spices (14%) and pepper (5%). Both cloves and nutmeg, mace & cardamom categories have 1% contribution each in the total spices production.

¹Spices include dry chillies, pepper, ginger, cloves, nutmeg, mace, cardamom, anise, badian, coriander, cumin, caraway, fennel, juniper, other stimulant, spice & aromatic crops n.e.c

²This number has been calculated basis the data available on FAOSTAT and the basket of spices considered is mentioned above. The number varies with respect to Spices Board of India production data mentioned in Indian Overview chapter as it takes various other spices into consideration.

Exhibit 3: Key spices and their top 3 producers across the globe (2020)



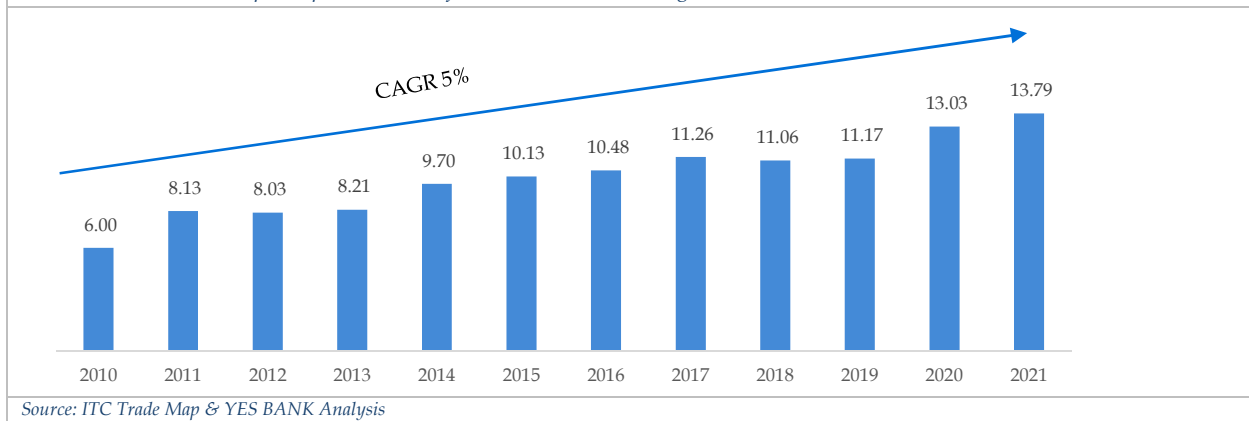
1.1.1 Global Spice trade

The global Spice trade continues to be dominated by India and China primarily, however, countries such as Russia and Bulgaria are developing spice production capabilities to compete with the conventional spice traders. The global spice trade is projected to reach USD 24.2 Bn in 2028³ from the current USD 13.79 Bn in 2021. This growth will be a result of varied factors including globalization, rising disposable income, renewed appreciation for spices for their medicinal properties, growing consumer demand for natural, plant-based flavors & fragrances, food innovations and demand for spices & their derivatives for nutraceuticals, pharmaceuticals & cosmetics amongst others.

Global spice export was valued at USD 13.79 Bn in 2021 with India, China, Vietnam, Indonesia, and Madagascar contributing nearly 54% (in value terms) to total spice exports. The global spice exports value has grown at about 5% CAGR over the last decade. Despite the COVID-19 pandemic, export of spices at the global level continued its upward progress during 2021 and has grown by nearly 6% when compared to the previous year.

³ <https://www.tpci.in/indiabusinesstrade/blogs/the-current-state-of-indias-spice-trade/>

Exhibit 4: Global trend in spice exports in terms of value (in USD Bn) during 2010-2021



Over the last few years, India and China have maintained the top position as exporters and their current share in global exports (in value terms) is 20% and 13% respectively. Other key contributors to the global trade are Vietnam (10%), Indonesia (6%) and Madagascar (5%) which together contribute nearly 21% to the value traded. Among these countries, Madagascar has clocked the highest CAGR growth at 15% during the period of 2011 to 2021, followed by both India and China at 7%.

Exhibit 5: Global trend in spice exports in terms of value (in USD Bn) during 2010-2021

Country	Value in USD Bn (2021)	% Share	CAGR (2011-2021)
India	2.75	20%	7%
China	1.79	13%	7%
Viet Nam	1.36	10%	5%
Indonesia	0.76	6%	5%
Madagascar	0.75	5%	15%

Source: ITC Trade Map & YES BANK Analysis

HS Codes considered for reporting global spices export data: 0904, 0905, 0906, 0907, 0908, 0909 & 0910

In 2021, the top five importing countries were USA, China, India, Germany and Saudi Arabia and together they imported about 36% of the global value. USA continues to be the top importer of spices over the years contributing about 15% to the globally imported value. China's imports have shown the highest CAGR growth over the period of 2011 to 2021 at the rate of 37%, followed by India and USA at 10% and 6% respectively in terms of value.

Exhibit 6: Key spice importing nations in terms of value (2021)

Country	Value in USD Bn (2021)	% Share	CAGR (2011-2021)
USA	1.98	15%	6%
China	0.97	7%	37%
India	0.72	5%	10%
Germany	0.70	5%	4%
Saudi Arabia	0.53	4%	5%

Source: ITC Trade Map & YES BANK Analysis
Decadal CAGRs are for the period of 2011-2021

1.1.1.1 Key Spices Traded Globally

The global spice export is dominated by chillies (20%) and pepper (16%), together contributing to over one-third of the value traded. Other key spices traded are ginger (9%), cinnamon (8%), and cardamom (8%). The top five spices together contributed to about 61% of the value traded in the year 2021. Other major spices traded globally includes vanilla, cumin, cloves, nutmeg & mace and turmeric.

Exhibit 7: Contribution of various spices to global spice trade (2021)

Total Exported Value: USD 13.79 Bn



Source: ITC Trade Map & YES BANK Analysis

HS Codes considered from ITC Trade Map: 0904, 0905, 0906, 0907, 0908, 0909 & 0910

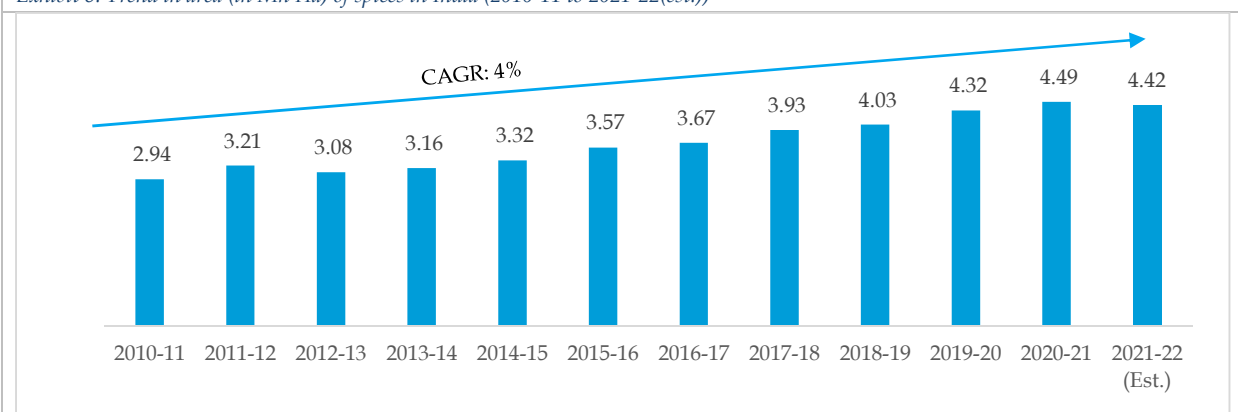
1.2 Indian Overview

India is the world's largest producer, consumer and exporter of Spices and is known for its spices not only because of the production quantum and diverse range but also because of their rich aroma, taste and texture. India is a country endowed with diverse agroclimatic zones and thus produces 75 of the 109 spices as classified by ISO. The key spices produced include chilli, pepper, cardamom, ginger, turmeric, garlic, tamarind, clove, coriander, cumin, fennel, celery, fenugreek, ajwain, dill seed, and nutmeg among others.

1.2.1 India's Spices Production

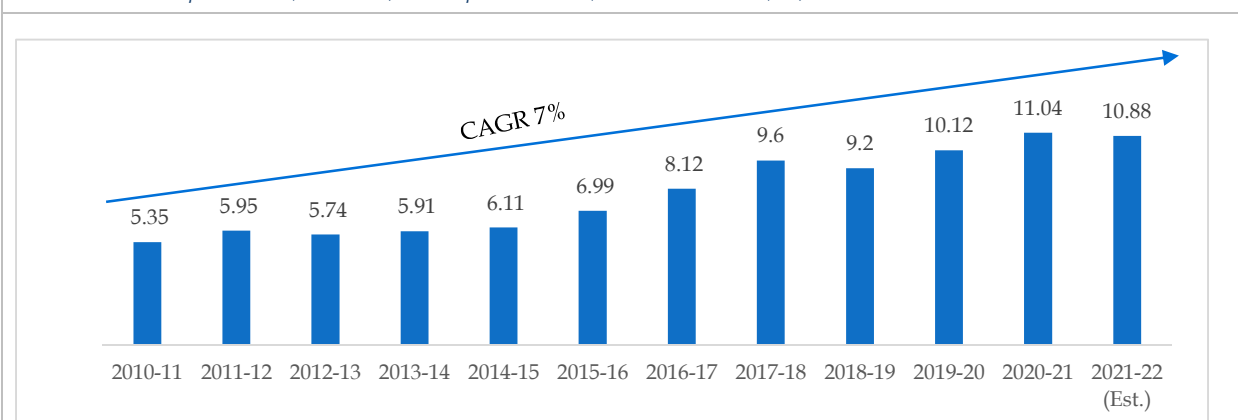
India is a land of diverse agro climatic zones which helps the country to produce 75 out of the 109 different spice varieties listed by International Organization of Standardization (ISO).⁴ India is amongst the leading producer, consumer, and exporter of spices. According to Spices Board of India, in the year 2021-22, the country produced about 10.9 Mn MT of spices in 4.4 Mn Ha (adv. estimates) with average productivity of nearly 2.5 MT/Ha. Over the period (2010-11 to 2020-21), the production increased at a CAGR of about 7% from 5.35 Mn MT in 2010-11 to 11.04 Mn MT in 2020-21⁵. The acreage has also increased at a CAGR of nearly 4% from 2.9 Mn Ha in 2010-11 to 4.5 Mn Ha in 2020-21.

Exhibit 8: Trend in area (in Mn Ha) of spices in India (2010-11 to 2021-22(est.))



Source: Spice Statistics at a Glance, 2021; Spices Board of India; YES BANK Analysis

Exhibit 9: Trends in production (in Mn MT) under spices in India (2010-11 to 2021-22(est.))



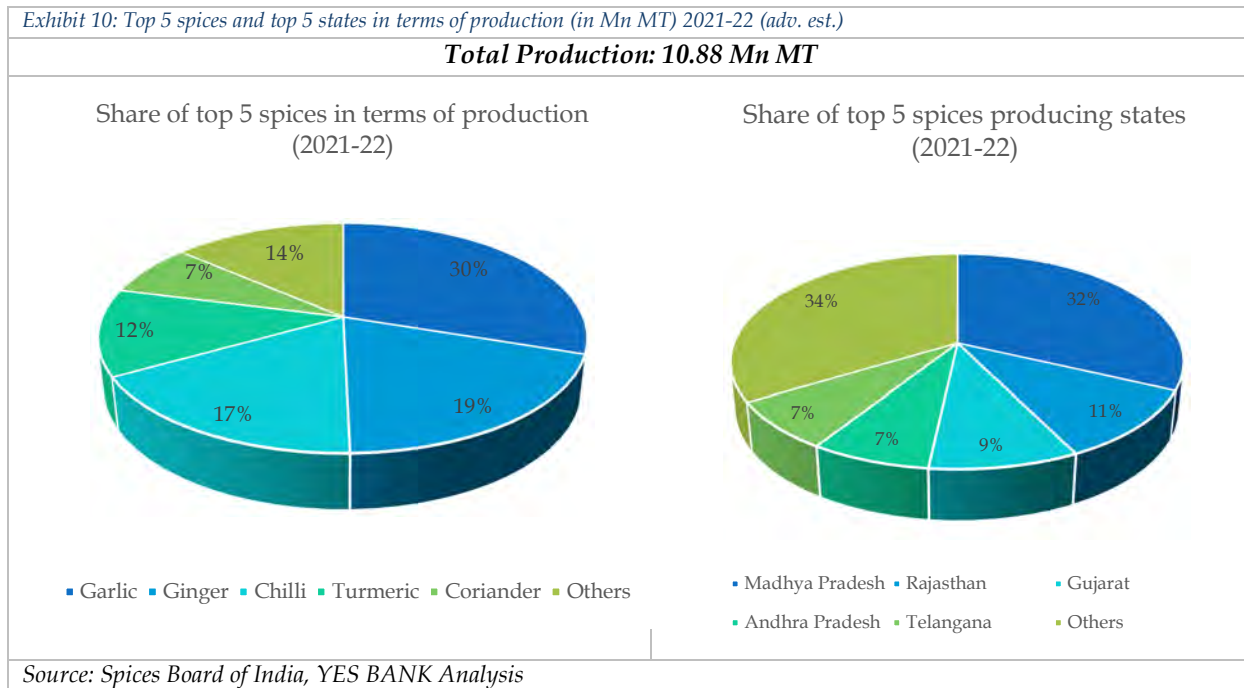
Source: Spice Statistics at a Glance, 2021; Spices Board of India; YES BANK Analysis

⁴ www.ibef.org

⁵ Spices Board of India & YES BANK Analysis

In the year 2021-22, garlic (3.28 Mn MT) contributed about 30% to the total spices production volume in India followed by ginger (2.12 Mn MT), chilli (1.87 Mn MT), turmeric (1.33 Mn MT), and coriander (0.80 Mn MT)⁶. The top 5 spices contributed around 86% to the total spices production in India. Among states, Madhya Pradesh (3.47 Mn MT) leads in terms of spices production followed by Rajasthan, Gujarat, Andhra Pradesh, and Telangana. The top 5 states contributed about 66% of the total spice production in India (in the year 2021-22).

Exhibit 10: Top 5 spices and top 5 states in terms of production (in Mn MT) 2021-22 (adv. est.)



1.2.2 India's Spices Export

According to the Spices Board, India exported about 1.53 Mn MT of spices to 180 destinations in the year 2021-22. The export basket of spices is a diverse mix of more than 50 types of spices and their products⁷. Despite the COVID-19 pandemic, export of spices from India continued its upward trend during 2020-21 and crossed the USD 4 Bn mark⁸. Export of spices has registered a decrease of about 13% in volume, 1% in rupee terms and 2% in dollar terms of value compared to the previous year (2020-21)⁹. The decrease can be largely attributed to three major factors, namely, increase in price of chilli and cumin; decrease in Chinese imports and depreciation of rupee. The Exhibit 11 below highlights the trend in export of spices in terms of quantity and value of export earnings from spice sector.

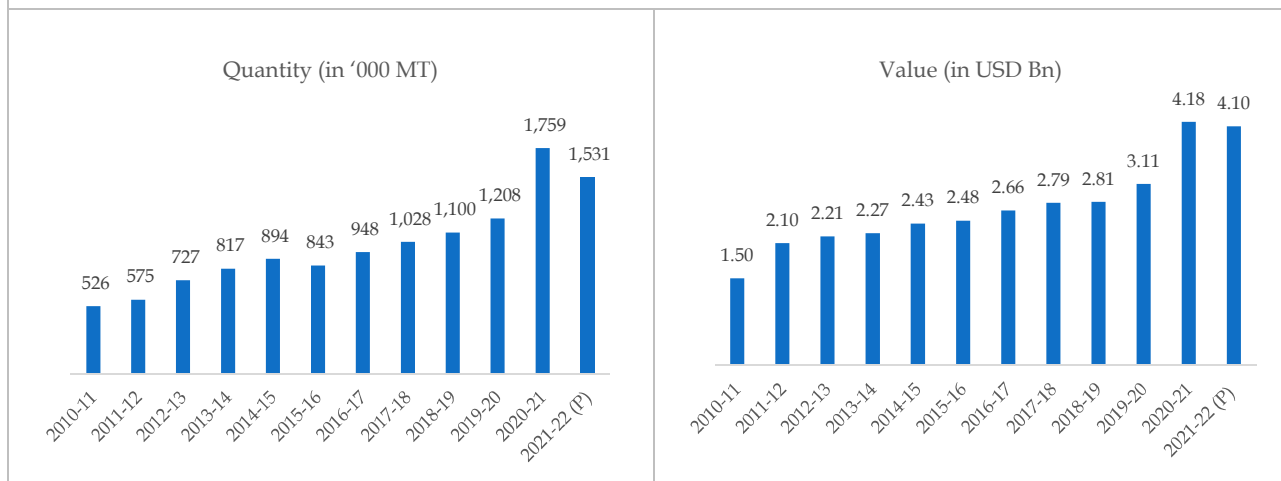
⁶ Spices Board of India & YES BANK Analysis

⁷ Spices Board of India

⁸ Spices Board of India

⁹ Spices Board of India & YES BANK Analysis

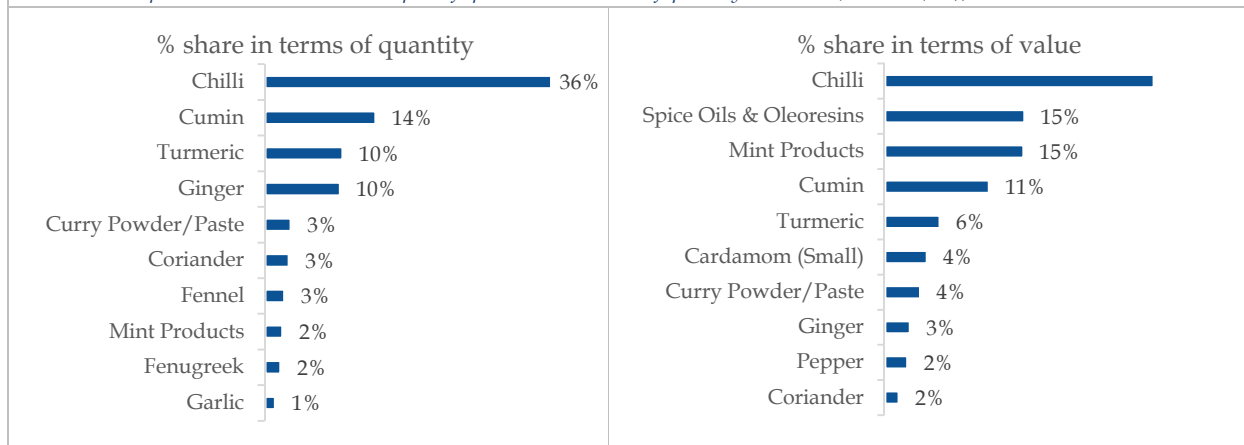
Exhibit 11: Trend in export of spices from India in quantity (in '000 MT) and value (in USD Bn)



Source: Spices Board of India, Spice Statistics at a Glance 2021, YES BANK Analysis
P=Provisional

In the year 2021-22, India's spices export basket was majorly dominated by chilli, cumin, turmeric, ginger, coriander, mint products, spice oil & oleoresins amongst others, exporting to nearly 180 countries across the globe. Chilli remains the leader both in terms of value (28%) and volume (36%). Cumin is another important commodity which contributes 14% to the exported volume and 11% to the exported value. An emerging but significant category in terms of export value is the spice oil & oleoresin segment, the category forms about 1% of the volume exported but manages to garner nearly 15% of the export earnings. Similarly, mint contributes only 2% in terms of quantity but almost 15% in terms of export earnings.

Exhibit 12: Top 10 item wise share in the export of spices- both in terms of quantity and value (2021-22 (est.))



Source: Spices Board of India, YES BANK Analysis

The top 10 importers of Indian spices are China, USA, Bangladesh, Thailand, UAE, Sri Lanka, Malaysia, UK, Indonesia, and Germany contributing about 70% of the total export earnings for India¹⁰. During the last two years, China replaced USA as the leading importer of the Indian spices, backed by heavy demand of Indian chilli by China.

¹⁰ Spice Statistics at a Glance, 2021

2 Central Government Schemes

The Government of India has been ushering the growth of the spices industry. The various schemes and incentives available in this regard are a testament to their commitment for making India a global leader in spices production, processing and exports. The Spices Board of India, an autonomous body functioning under the Ministry of Commerce & Industry has been established to play a nodal role for India's spices sector. The Board has been able to significantly strengthen the Indian spices exports and implement good practices at the field level. The role of Spices Board and key schemes & initiatives of the Central Government departments and agencies are highlighted in this chapter.

2.1 About Spices Board of India

The Spices Board of India is the flagship organization for the development and worldwide promotion of Indian spices. The Board is an international link between the Indian exporters and the importers abroad. The Board has been spearheading activities for excellence of Indian spices, involving every segment of the industry and has made quality and hygiene the corner stones for its development and promotional strategies.

The main functions of the Board are as follows:

- Research, development and regulation of domestic marketing of small & large cardamom
- Post-harvest improvement of all spices
- Promotion of organic production, processing and certification of spices
- Development of spices in the North East
- Provision of quality evaluation services
- Export promotion of all spices through support for technology upgradation, quality upgradation, brand promotion and research & product development

Other responsibilities related to export promotion of spices:

- Quality certification and control
- Registration of exporters
- Collection & documentation of trade information
- Provision of inputs to the Central Government on policy matters relating to import & export of spices

2.2 Key Schemes & Initiatives for Spices Exporters through Central Government Departments

2.2.1 Spices Board of India

Export Development and Promotion Program

 Name of Scheme	Export Development and Promotion Program
 Nodal Agency	Spices Board of India
 Timeframe	2021-22 to 2025-26
 Objective	Facilitate increase in marketability and exports of spices and value-added spice products from India, in compliance with the global standards of food safety and quality, with a view to further boost India's position as the global manufacturing & export hub of high end valued added spice products
 Beneficiaries	Registered spices exporters & institutions

-Infrastructure Development-






Components	Applicability of Assistance	Benefits
Adoption of Hi-tech/ technology upgradation and setting up/ upgradation of in-house labs	<ul style="list-style-type: none"> ▪ Assistance under the scheme will be considered only once during the entire plan period irrespective of the amount of assistance. ▪ Multiple devices can be included in a single application. 	<ul style="list-style-type: none"> ▪ @33% of the cost of machinery/ equipment & accessories subject to max. INR 1 Cr per exporter for general category. ▪ @75% of the cost of machinery/ equipment & accessories subject to max. INR 1.5 Cr for select beneficiaries*.
Installation of primary processing equipment for spices	<ul style="list-style-type: none"> ▪ Total ceiling of assistance under the scheme shall be applicable for the entire plan period. ▪ Only one application per financial year shall be considered, provided the exporter has not exceeded the ceiling. ▪ Multiple devices can be included in a single application. 	<ul style="list-style-type: none"> ▪ @33% of the cost of machinery for the primary processing like cleaning, grading, sorting, slicing, cutting, crushing, grinding, packing for spices subject to max. INR 10 lakhs for general category exporters. ▪ @75% of the cost of equipment & accessories subject to max. INR 15 lakhs for select beneficiaries*.

<p>For rapid food testing devices and kits</p>	<ul style="list-style-type: none"> Total ceiling of assistance under the scheme shall be applicable for the entire plan period. Only one application per financial year shall be considered, provided the exporter has not exceeded the ceiling. Multiple devices can be included in a single application. 	<ul style="list-style-type: none"> @33% of the cost of rapid quality & safety testing device and kits subject to max. INR 10 lakhs for general category. @75% of the cost of the rapid quality & safety testing device and kits subject to max. INR 15 lakhs select beneficiaries*.
<p>For implementation of food safety and quality assurance mechanisms/ certifications</p>	<ul style="list-style-type: none"> Total ceiling of assistance under the scheme shall be applicable for the entire plan period. Only one application per financial year shall be considered, provided the exporter has not exceeded the ceiling. Multiple devices can be included in a single application. 	<ul style="list-style-type: none"> @33% of the cost of certification subject to max. INR 5 lakhs for general category exporter. @75% of the cost of certification subject to max. INR 7.5 lakhs for select beneficiaries*.
<p>-Trade Promotion-</p>		
<p>Components</p>	<p>Applicability of Assistance</p>	<p>Benefits</p>
<p>Promotion of Indian spice brands abroad</p> <p><i>The scheme aims to assist exporters in penetration of Indian brands in overseas markets with clear mark of traceability and food safety.</i></p>	<ul style="list-style-type: none"> Assistance under the scheme will be considered only once during the entire plan period irrespective of the amount of assistance. There should be no currently running projects. 	<ul style="list-style-type: none"> Interest free loan covering 100% of slotting/ listing fee & promotion measures including the cost of product development subject to max. INR 1 Cr per exporter in the period.
<p>Product Research and Development</p>	<ul style="list-style-type: none"> In case of exporters, assistance under the scheme will be considered for only one project/ proposal during the entire plan period. 	<ul style="list-style-type: none"> @50% of cost of product R&D subject to max. INR 25 lakhs & INR 1 Cr if clinical trials and patenting are involved. Also, for Central/ State universities, R&D and other institutions of the Government, assistance will be up to 100% of the cost of the project subject to max. of INR 25 lakhs and INR 1 Cr, if





		clinical trials and patenting are involved.
Assistance for exporters for sending business samples abroad	<ul style="list-style-type: none"> The ceiling of assistance is on financial year basis. The application is to be submitted on quarterly basis. 	<ul style="list-style-type: none"> @50% of the cost of courier charges subject to max. INR 1.5 lakhs for general category. @75% of the courier charges subject to max. INR 2.25 lakhs for select beneficiaries*.
Participation in international fairs/ meetings/ seminars/ trainings	<ul style="list-style-type: none"> The ceiling of assistance is on financial year basis. Multiple fairs can be considered in a financial year. The assistance for all components shall be provided for max. 3 years during the plan period. 	<ul style="list-style-type: none"> @50% of the cost of air fare subject to max. INR 1.5 lakhs & @50% of the cost of stall rent subject to a max. INR 5 lakhs for general category. @75 % of the cost of air fare subject to max. INR 2.25 lakhs & 75 % of the cost of stall rent, subject to a max. of INR 7.50 lakhs as cost of stall rent for select beneficiaries*.
Packaging development, Bar Coding, QR code, EPC / RFID	<ul style="list-style-type: none"> The ceiling of assistance is on financial year basis. 	<ul style="list-style-type: none"> @50% of the cost of the packaging development/bar coding/ QR Code/ EPC/ RFID/ traceability subject to max. INR 1.5 lakhs for general category exporters. @75% of the cost as assistance subject to max. INR 2.25 lakhs for select beneficiaries*.
Reimbursement of fees for Certificate of Registration as Exporter of Spices	<ul style="list-style-type: none"> One time during the entire plan period. 	<ul style="list-style-type: none"> @75% of the registration charges of CRES (excl. GST) subject to a maximum of INR 11,250 will be provided to the registered exporters in select beneficiaries*.
Difficult areas mentioned refers to NE region and other Himalayan States/ J&K and Ladakh, states notified ITDP areas and Islands		
*select beneficiaries include SC/ ST exporters, FPO exporters and exporters in difficult areas		
Source: Spices Board of India		



2.2.2 Ministry of Commerce and Industry

Trade Infrastructure and Export Scheme

 Name of Scheme	Trade Infrastructure and Export Scheme	
 Nodal Agency	Department of Commerce, Ministry of Commerce and Industry	
 Timeframe	Currently up to 31 st March 2026	
 Objective	Creation of appropriate infrastructure for development and growth of exports through engagement of Central/State Agencies by extending assistance to them.	
 Eligible Agencies	Central Government Agencies including Export Promotion Councils, Commodities Boards, SEZ Authorities, Apex Trade Bodies recognized under the EXIM policy of GoI, State Government Agencies and JVs of any of the above Government agencies where it has a major stake holding are also eligible. PPP projects are also eligible.	
Components		Grant-in-aid
Assistance for setting up and up-gradation of infrastructure projects with overwhelming export linkages like the border haats, land customs stations, quality testing and certification labs, cold chains, trade promotion centers, dry ports, export warehousing and packaging, SEZs and ports/airports cargo terminuses. Last and first mile connectivity projects related to export logistics.		<ul style="list-style-type: none"> • @50% of total equity in project & up to 80% in states with relatively poor export infrastructure. • Max. grant limit per infrastructure project: INR 20 Cr.
<i>Source: Ministry of Commerce & Industry</i>		

Market Access Initiative scheme

 Name of Scheme	Market Access Initiative scheme, 2021	
 Nodal Agency	Department of Commerce, Ministry of Commerce and Industry	
 Timeframe	Currently up to 31 st March 2026	
 Objective	To act as a catalyst to promote India's exports on a sustained basis. The scheme is formulated on focus product-focus country approach to evolve specific market and specific product through market studies/survey.	

 Category Covered	Priority sector (agricultural including food items, GI products)	
 Eligible Agencies	<ul style="list-style-type: none"> • Departments of Central Government, organizations of Central/ State Governments and Indian Missions abroad • Export promotion councils • Commodity boards • Apex trade bodies recognized under the Foreign Trade Policy • Industrial & Artisan clusters recognized by the State/ Central Government • Individual Exporters (<i>for Reimbursement of expenditure incurred on statutory compliances.</i>) • Institutions of National Importance such as IITs, IIMs, NIDs, NIFT, IIFT etc. Research Institutions/ Universities/ Recognized laboratories, etc. 	
Components	Items of Expenditure	Grant-in-aid
Capacity building of exporters on standards and regulations, export packaging, export-oriented skill development, training	<ul style="list-style-type: none"> • Setting up/ upgradation of quality certification labs, common facility centers, design centers, sanitary and Phyto-sanitary (SPS) compliance measures including testing facilities, in existing or upcoming hubs of commodity/ services sectors. • Developing appropriate training materials and modules (including cost effective online module) on a range of export related topics. • Organizing training programmes for the trainers and exporters, seminars/ workshops, etc. for upgrading necessary skill in export market, including training on use of information and communication technologies. the eligible components are as under: <ul style="list-style-type: none"> ○ Venue cost ○ faculty charges ○ organizing expenses • Hiring consultants/ designers/ technical experts in the export market. • Any or all the above items and other incidental matters related to development of district as export hub. 	<ul style="list-style-type: none"> • Max grant limit INR 1 Cr. • Additional amount, up to INR 10 lakhs for subsequent 3 years, on case to case basis.
Marketing, branding, publicity campaign and cataloguing	<ul style="list-style-type: none"> • Upgrade marketing, sales and branding ability towards market driven approaches for exports. • Publicity campaigns for commodities/ services in identified markets through various means including promotion through digital media, social media, etc. • Catalogues, brochures including digital and e-catalogues, of global standards for identified commodities/ services for use in the focus markets. 	Max grant limit INR 5 Cr.








<p>Promotion of traditional Indian products and services like AYUSH, Yoga, GI products, toys, crafts and artisanal products, tribal products, etc.</p>	<ul style="list-style-type: none"> Any or all the items of expenditure under “capacity building of exporters on standards and regulations, export packaging, export-oriented skill development, training” (first point above) towards promotion of traditional Indian products and services. Promotion through display at shopping areas, international airports, international departmental stores, etc. (assistance will be for lease/ rental charges of display space). Participation of artisans, including tribal artisans, registered with Ministry of Textiles/ Ministry of Tribal Affairs, in approved activity, through the implementing agencies concerned. Any other specific component approved by the Empowered Committee. 	<p>Max grant limit INR 1 Cr. per market/ product/ services per annum.</p>
<p>Promotion of e-business tools, communication technology and development of web portals for trade facilitation and to meet standards</p>	<ul style="list-style-type: none"> Development of digital platform and trade portal to facilitate and enhance exports of Indian goods and services. E-solutions such as mobile apps, etc., to facilitate access to up-to-date export market information, prices, trends, updates on procedural and statutory regulations, etc. Any other specific component approved by the Empowered Committee. 	<p>Max grant limit INR 2 Cr.</p>
<p>Export market research, product development</p>	<ul style="list-style-type: none"> Market/ product related studies aimed at facilitating greater market access. Export potential surveys for state/district. Studies relevant to JSG/ FTA/ RTA/ WTO along with other studies relevant for bilateral or multilateral foreign trade. Modernizing and upgrading facilities for developing commodities of high technology value as per evolving trends in the global markets. Fees/ hiring charges for technical experts/ consultants/ designers associated for such a project. The consultation/ coordination charges shall not exceed 2% of the project cost. Any other study/market research to further the objective of the scheme. 	<p>Max grant limit INR 1 Cr.</p>
<p>Organizing/ participating in fairs, exhibitions and buyer seller meets abroad</p>	<ul style="list-style-type: none"> Venue cost, including participation charges/ fee and organizing expenses. Publicity cost incurred on promotion/ marketing/ publicity, including digital marketing for buyer participation. 	<p>Max grant limit INR 10 Cr.</p>

<p>(physical/ virtual/ hybrid)</p>	<ul style="list-style-type: none"> • Cost of catalogue/ printed and digital material, including cost of e-catalogue/ e-brochure/ web banners/ online advertisement and other materials including its design and development/ creation. • Translation and interpreter charges. • Expenditure towards freight charges of exhibits. • Any other specific component approved by the Empowered Committee. 	
<p>Reimbursement of airfare for participation in approved international events</p>	<ul style="list-style-type: none"> • Reimbursement of air fare to exporting companies with an f.o.b. value of exports below INR 50 Cr in the preceding financial year. <p><i>Note:</i></p> <ul style="list-style-type: none"> • Members to have completed 12 months of membership and is regularly filing returns with the EPC*. • Permissible only to the regular Director / Partner/ Proprietor or a regular officer of the company on senior managerial position**. • Claim forms duly filled in and complete in all respects must be submitted to concerned EPC/ FIEO within 45 days of return to India. <p><i>*Not applicable for any new EPC for a period of 5 years from date of creation.</i></p> <p><i>**Not admissible to a foreign national.</i></p>	<p>Max. grant limit is INR 75,000 (INR 1,25,000 for Africa and American continents)</p>
<p>Organizing Reverse Buyer Seller Meets [Made in India Shows] (Physical/Virtual/Hybrid)</p> <p>RBSM specials and shopping festivals, visit to Centers of production/excellence</p>	<ul style="list-style-type: none"> • Venue cost, including setting up/hiring of virtual space/ platform/ license fee/rent and organizing expenses. • Publicity cost incurred on promotion/ marketing/ publicity, including digital marketing for buyer participation. • Cost of catalogue/ printed and digital material, including cost of e-catalogue/ e-brochure/ web banners/ online advertisement and other materials including its design and development/ creation. • Translation and interpreter charges. • Cost of air travel and hotel stay for foreign buyers, trade journalists, buying houses, regulators of sectors like pharma, agriculture, food, chemicals, etc. (EPC/ trade body to ensure that foreign buyers participating in RBSMs are of the level of director/ senior executive/ sourcing agent.) 	<p>Max grant limit INR 10 Cr.</p>

	<ul style="list-style-type: none"> • Cost of local transport for visit to centers of production/ excellence. • Organizing local exporters at centers of production/ excellence. • Any other specific component approved by the Empowered Committee. 	
<p>Reimbursement of expenditure incurred by exporters on statutory compliances</p>	<ul style="list-style-type: none"> • Registration charges paid in case of pharmaceuticals, biotechnology, chemicals/ agrochemicals, agricultural/ animal/ marine products, food products, etc. • Expenses made for carrying out clinical trials; data validation etc., for pharmaceutical products, equipment, medical consumables/ disposables, etc. • Filing charges for market access in specified markets in respect of drug master file and abbreviated new drug application filing. • Bio equivalence studies in India for pharmaceutical exports. • Filing of patent and capacity building/ training related to patent filing in respect of pharmaceutical products. • Testing charges of engineering products (limited to products indicated in FTP against EEPC India) which require mandatory testing abroad for exports. • Plant inspection charges for the pharmaceutical products. • Charges incurred by small scale exporters [below f.o.b. value of exports of INR 30 Cr. on barcoding of export. Expenditure limited to max. INR 25 lakhs per exporter. • Fees paid for quality certification required for Natural Products (Herbal, AYUSH products, Dietary Supplement, Nutraceuticals). • Cosmetics products would also be eligible for reimbursement of registration charges. • Data generation/ letter of access cost, including study cost, data purchase cost, research on existing data, data evaluation cost, consultancy cost, study monitoring cost, etc. for chemicals / agro chemicals / cosmetics products. • Testing charges in respect of testing done in India for export of engineering products. • Regulatory requirements for Services Sector. • Any other specific component approved by the Empowered Committee. 	<p>Max grant limit INR 2 Cr per exporter per annum</p>

	<p><i>Note:</i></p> <p><i>The exporter desirous of getting reimbursement must submit evidence of the payment made, having duly filled claim forms and complete in all respect to the concerned EPC/ FIEO within 90 days of receipt of product certificate.</i></p>	
<p>Source: Ministry of Commerce & Industry</p>		

Interest Equalisation Scheme on Pre and Post Rupee Export Credit

	Name of Scheme	Interest Equalisation Scheme on Pre and Post Rupee Export Credit
	Nodal Agency	Directorate General of Foreign Trade
	Timeframe	Currently up to 31 st March 2024
	Objective	To improve the product competitiveness by refunding the embedded taxes which raise the base price of a product or service, thereby bringing down price competitiveness
	Category covered	416 HS Code lines and all items manufactured by MSMEs
	Beneficiaries	MSMEs
	Benefits	<ul style="list-style-type: none"> • @3% rate of interest equalisation per annum available on pre shipment rupee export credit and post shipment rupee export credit. • All eligible exports under the scheme need to meet the criteria of minimum processing for goods to be called as Originating from India (governed by provision of 'Rules of Origin (Non preferential)' of Handbook of Foreign Trade Policy).
<p>Source: Ministry of Commerce & Industry</p>		

2.2.3 Ministry of Finance

Remission of Duties and Taxes on Exported Products (RoDTEP)

Name of Scheme	Remission of Duties and Taxes on Exported Products (RoDTEP)
Nodal Agency	Central Board of Indirect Taxes & Customs, Department of Revenue, Ministry of Finance
Timeframe	Ongoing
Objective	To improve the product competitiveness by refunding the embedded taxes which raise the base price of a product or service, thereby bringing down price competitiveness
Benefits	<ul style="list-style-type: none"> • Rebate of all hidden Central, State, and Local duties/ taxes/ levies on the goods exported which have not been refunded under any other existing scheme. This does not only include the direct cost incurred by the exporter but also the prior stage cumulative indirect taxes on goods. • RoDTEP is provided as per HS Code of the exported goods as mentioned in Appendix 4R notified by DGFT (<i>Please refer Annexure 1 of this report for details</i>).
<i>Source: Ministry of Finance</i>	






2.2.4 Ministry of Food Processing Industries

Pradhan Mantri Kisan Sampada Yojana (PMKSY)

Name of Scheme	Pradhan Mantri Kisan Sampada Yojana (PMKSY)
-----------------------	---






Scheme	Components	Grant-in-aid
Creation/ expansion of food processing/ preservation capacities	Creation of processing and preservation capacities and modernization/ expansion of existing food processing units.	<ul style="list-style-type: none"> @35% of eligible project cost in general areas & @50% of eligible project cost in difficult areas. Max grant limit per project -INR 5 Cr.
Infrastructure for Agro-processing Clusters	Development of modern infrastructure and common facilities to encourage group of entrepreneurs to set up food processing units based on cluster approach like spice park.	<ul style="list-style-type: none"> @35% of eligible project cost for general areas. @50% of eligible project cost in difficult areas. Max grant limit per project -INR 10 Cr.
<i>Difficult areas mentioned refers to NE region and other Himalayan States/ J&K and Ladakh, states notified ITDP areas and Islands</i>		
Source: Ministry of Food Processing Industries		

Production Linked Incentive scheme

 Name of Scheme	Production Linked Incentive scheme	
 Nodal Agency	Ministry of Food Processing Industries (MoFPI)	
 Timeframe	Currently up to March 2027	
 Objectives	<ul style="list-style-type: none"> Create global food manufacturing champions Support Indian brands (of VAFF) in international market Increase off-farm employment opportunities Better farm prices/ higher farmer income 	
 Category covered	Project proposal for scaling up sales/ manufacturing <ul style="list-style-type: none"> Oleoresins Mixed masalas & single masalas (dried or wet) of all 52 spices listed by spice board Organic spices Marketing & Branding of Indian brands in International Markets	
Category	Applicability of Assistance	Grant-in-aid
Category 1- Spices category is covered under processed F&V	<ul style="list-style-type: none"> Minimum sales for defined base year - INR 250 Cr*. Minimum sales growth (CAGR) 10%. Minimum committed investment- INR 50 Cr. 	<ul style="list-style-type: none"> @8% to @10% of incremental sales.

Category 2- Innovative / organic products	<ul style="list-style-type: none"> Min sales of INR 1 Cr for each product applied for during the base year. Udyami/ Udyog aadhar registered. For organic products – to be registered with APEDA. 	<ul style="list-style-type: none"> @8% to @10% of incremental sales.
Category 3- Branding & marketing	<ul style="list-style-type: none"> Promotion of only Indian brands abroad. Support for branding is intended for developing market for all Indian food products in branded consumer packs. 	<ul style="list-style-type: none"> 50% grant on branding & marketing expenditure abroad (capped at INR 50 Cr or @3% of sales of food products.)
*Based on PLI scheme launched in 2022 for which base year was 2019-20		
Source: Ministry of Food Processing Industries		





PM Formalization of Micro Food Processing Enterprises (PMFME)

 Name of Scheme	PM Formalization of Micro Food Processing Enterprises	
 Nodal Agency	Ministry of Food Processing Industries (MoFPI)	
 Timeframe	Currently up to 31 st March 2025	
 Objectives	<ul style="list-style-type: none"> Increased access to credit by existing micro food processing entrepreneurs, FPOs, SHGs and cooperatives. Integration with organized supply chain by strengthening branding & marketing. Support for transition of existing 2,00,000 enterprises into formal framework. Increased access to common services like common processing facility, laboratories, storage, packaging, marketing and incubation services. Strengthening of institutions, research and training in the food processing sector. Increased access for the enterprises, to professional and technical support. 	
 Beneficiaries	Micro food processing units	
Category	Components Covered	Grant-in-aid
Individual micro enterprises	<ul style="list-style-type: none"> Credit-linked capital subsidy @35% of eligible project cost. 	Max. up to INR 10 lakhs per unit.







FPOs/FPCs	<ul style="list-style-type: none"> Grant @35% with credit linkage. Training support. 	Max. limit of grant in such cases would be as prescribed.
SHGs	<ul style="list-style-type: none"> Seed capital for per SHG member for working capital and purchase of small tools. Priority to SHGs involved in ODOP produce. 	INR 40,000 per member.
	<ul style="list-style-type: none"> For individual SHG member: a single unit of food processing industry with credit linked grant @35%. 	Max. up to INR 10 lakhs per unit.
	<ul style="list-style-type: none"> Support for capital investment at federation of SHG level, with credit linked grant @35%. 	Max. limit of grant in such cases would be as prescribed.
Support for common infrastructure (premises for assaying of agri produce, sorting, grading, warehouse and cold storage at the farm-gate/ processing facility / incubation center)	<ul style="list-style-type: none"> For FPOs, SHGs, cooperatives, any Government agency or private enterprises. Credit linked grant would be available @ 35%. 	Max. limit of grant in such cases would be as prescribed.
Branding and marketing	<ul style="list-style-type: none"> Training relating to marketing to be fully funded under the scheme. Developing a common brand and packaging including standardization to participate in common packaging. Marketing tie up with national and regional retail chains and state level institutions. Quality control to ensure product quality meets required standards. 	Up to max. 50% of the total expenditure.
<i>Source: Ministry of Food Processing Industries</i>		

2.2.5 National Horticulture Board

Capital Investment subsidy scheme for construction/expansion/modernization of cold storage and storages for horticulture produce

 Name of Scheme	Capital Investment subsidy scheme for construction/expansion/modernization of cold storage and storages for horticulture produce
 Nodal Agency	National Horticulture Board
 Timeframe	Ongoing
 Eligible Infrastructure	<ul style="list-style-type: none"> Assistance for setting up of new cold storage infrastructure will be available only to multi-chamber cold storage units with technologies which are energy efficient with provision of thermal insulation, humidity controlled, advance cooling systems, automation, etc. having specification and standards approved by the Ministry. To ensure, compliance of notified standards, all projects will be subjected to technical scrutiny by NHB empaneled Technical appraisal agency.
Grant-in-aid	
<ul style="list-style-type: none"> @35% of the capital cost of project in general areas and 50% in case of NE, Hilly States & Scheduled Areas for a storage capacity above 5000 MT up to 10000 MT. In case of North East states, projects with a capacity of 1000 MT or above are also eligible for application and consideration. Maximum permissible subsidy shall be subject to original invoices and in no case more than INR 7.50 Cr, whichever is lower. For add-on technology, subsidy shall be provided as credit linked back ended at 35% of the capital cost. 	
<ul style="list-style-type: none"> <i>Modernization components allowed: Warehouse Development &Regulatory Authority/ Negotiable Warehouse Receipt (NWR) system, specialized packaging, High Reach Material Handling Equipment, dock levelers, modernization of refrigeration and insulation, reefer container, advanced grader, stacking system, retail shelf and alternate technology.</i> <i>Any other components as maybe decided by Technical Committee when new technology or items that reduce carbon footprints are introduced.</i> 	
<p>Source: https://nhb.gov.in/guideline/12.pdf</p>	







Horticulture Cluster Development Programme

 Name of Scheme	Horticulture Cluster Development Programme
 Nodal Agency	National Horticulture Board
 Timeframe	Ongoing
 Objectives	<ul style="list-style-type: none"> • Address the concerns of the horticulture value chain, from pre-production, production, post-harvest management and value addition to logistics, marketing and branding, in an integrated manner for accelerating competitiveness in the domestic and export market. • Reduce harvest and post-harvest losses by developing/expanding/upgrading the infrastructure for postharvest handling of produce, value addition and market linkages. • Facilitate the introduction of innovative technologies and practices to help enhance the global competitiveness of focus cluster crops. • Facilitate in dovetailing of resources, including convergence of various government schemes to entrench stakeholders in the global value chains. • Build the capacity of stakeholders and enhance farmers' income through cluster specific interventions, including brand promotion.
 Categories Covered	Turmeric in West Jaintia Hills <i>(Turmeric is under the mini cluster category-area of turmeric in the cluster to be up to 5,000 Ha)</i>
 Eligible components	<p>Pre-production and production:</p> <ul style="list-style-type: none"> • Formation/promotion of FPOs, capacity building of farmers/ FPOs • Awareness campaigns/Exposure visits • Hi-tech nurseries and tissue culture labs; quality control labs • Procurement/import and distribution of quality planting material; adoption and dissemination of Good Agricultural Practices; promotion of crop-care practices; micro-irrigation, farm mechanization and advanced farming techniques; adoption of new technologies and advanced farm machinery for enhancing • Efficiency; real-time market intelligence, IT/Digital innovations, IoT infrastructure, traceability, blockchain, remote sensing, weather station and farm management software etc. • Development and dissemination of IEC material; technical assistance from various National and International organizations/universities/other institutes; • Any other activity/components required within the vertical for holistic cluster development

	<p>Postharvest management and value addition:</p> <ul style="list-style-type: none"> • Establishment/ expansion/ modernization of cluster-level infrastructure such as collection centers, reefer vans, integrated/ pack-house, ripening chambers, pre-cooling units, cold rooms, primary processing and value addition. • Cold storage infrastructure including multi/temperature-controlled atmosphere cold storages and other related utilities. • Packaging standards and other ancillary facilities required for post-harvest handling of produce. • Other utilities/ancillaries and material handling equipment related to the project. • Any other activity/ components required within the vertical for holistic cluster development. <p>Logistics, marketing and branding:</p> <ul style="list-style-type: none"> • Development of transport, cold chain and other logistic infrastructure from farm gate to the domestic market and up to the exit point for export markets • Appropriate packing, storage and material handling infrastructure to promote the use of alternative multi-modal means for seamless transport leveraging Dedicated Freight Corridors, Krishi Udan, Kisan Rail, Inland Waterways, etc. • Establishment of market linkages in identified domestic and export markets • Develop and promote distinct 'Cluster Brand' for identified clusters on common agreed values, such as nutritional and nutraceutical values of variety, Good Agricultural Practices (GAP), food safety and environmental sustainability, among others • Leverage e-commerce platforms and digital marketing for bringing efficiency and as an alternate mode of market outreach • Facilitate the development of sea protocols for long distance transportation • GI registration, marketing campaigns (print/electronic), road shows/ buyer seller meet, product sampling in target markets • Collation and dissemination of market intelligence with inputs on real-time market needs including export protocols • Other utilities/ ancillaries and material handling equipment related to the project • Any other activity/components required within the vertical for holistic cluster development
Grant-in-aid	
<ul style="list-style-type: none"> • 40% of the total financial assistance can be utilized within a single vertical based on the requirement of the cluster as indicated in the cluster gap assessment. • Max. amount of assistance is up to INR 25 Cr for mini cluster. 	
<p>Source: NHB, https://nhb.gov.in/pdf/CDP_Guidelines.pdf</p>	

2.2.6 Department of Agriculture and Farmers Welfare






Agriculture Infrastructure Fund (AIF)

 Name of Scheme	Agriculture Infrastructure Fund (AIF)
 Nodal agency	Department of Agriculture & Farmers Welfare
 Participating Institutions	All Scheduled Commercial and Cooperative Banks, RRBs, Small Finance Banks, NBFCs, NCDC
 Timeframe	Currently up to 2032-33
 Beneficiaries	Farmers/ FPOs, SHGs/ JLGs, PACS, Marketing Cooperative Societies, Multipurpose Cooperative Societies, Agri Entrepreneurs, Startups, APMCs (for both agri and allied products including Fisheries), central/ state agency or local body sponsored PPP
 Eligible Projects	<p>Postharvest management projects:</p> <p>Supply chain services including e-marketing platforms, warehouse & silos, cold stores and cold chain, packaging units, assaying units, sorting and grading units, logistic facilities- reefer van & insulated vehicles, ripening chambers, farm residue/waste management infrastructures, primary processing activities</p> <p>Community Farming projects:</p> <p>Organic inputs production, Bio stimulant production units, infrastructure for smart and precision agriculture; purchase of drones, putting up specialized sensors on field, blockchain and AI in agriculture etc.; remote sensing and internet of things such as automatic weather station, farm advisory services through GIS applications; nursery; tissue culture; seed processing; custom hiring center –farm machinery/ implements (min. 4 in quantity); farm/harvest automation (combine harvester, boom sprayers etc.); standalone solar pumping system (PM-KUSUM component b); solarization of grid connected agri-pump under (PM-KUSUM component c); plant quarantine units projects identified for providing supply chain infrastructure for clusters of crops including export clusters; projects promoted by central/state/local governments or their agencies under PPP for building community farming assets or post-harvest management projects</p> <p><i>Under Crop wise primary processing activities for spices (Red Chilli, Cumin, Clove, Coriander, Cinnamon, Garlic, Ginger, Turmeric, Fenugreek, Cardamom Etc.) Cleaning, Drying, Sorting, Boiling, Polishing, Grinding, Packaging, Storage,</i></p>

	<i>Irradiation are designated eligible activities and Roasted Products, Paste are ineligible activities.</i>
Components	Benefits
Interest subvention	<ul style="list-style-type: none"> ▪ Interest subvention @3% per annum on loan amount of INR 2 Cr[^] available for max. 7 years. ▪ Upper limit of interest rate is 9%. ▪ The extent and percentage of funding to private entrepreneurs may be fixed by the National Monitoring Committee. ▪ Credit Guarantee coverage will be available under CGTMSE (for private entities) and DACFW (for FPOs).
[^] In case of loans beyond INR 2 Cr, then interest subvention will be limited up to loan amount of INR 2 Cr Repayment period: max. 7 years including moratorium of 2 years.	
Source: https://agriinfra.dac.gov.in	

2.2.7 Ministry of Micro, Small & Medium Enterprises

Micro & Small Enterprises Cluster Development Program (MSE-CDP)

 Name of Scheme	Micro & small enterprises cluster development program (MSE-CDP)
 Nodal Agency	Ministry of Micro, Small & Medium Enterprises
 Objective	<ul style="list-style-type: none"> • To enhance the sustainability, competitiveness and growth of MSEs by addressing common issues such as improvement of technology, skills & quality, market access, etc. • To build capacity of MSEs and startups for common supportive action through integration of SHGs, consortia, district Industry associations, etc. • To create/ upgrade infrastructural facilities in the new/ existing industrial areas/ clusters of MSEs. • To set up common facility centers in industrial area (for testing, training center, raw material depot, effluent treatment, complementing production processes). • Promotion of green & sustainable manufacturing technology for the clusters to enable units switch to sustainable and green production processes and products.
 Timeframe	Ongoing
 Implementation Agencies	
Components	Implementing agency/ fund receiving agency
Setting up of CFC	<ul style="list-style-type: none"> • Institutions of ministry of MSME (MSME-Dis, NSIC, KVIC, Coir Board, technology centers, NI-MSME and MGIRI).






	<ul style="list-style-type: none"> • Organizations of state government. • National and international institutions engaged in development of MSE sector. • Any other institution/ agency approved by the Ministry of MSME.
Infrastructure development projects	State/ UT government through an appropriate state government/UT agency/ integrated industrial park development agency/ state industrial development agency

Components	Grant-in-aid	
Common Facility Centers	<i>Investment in project (In INR Cr)</i>	<i>Grant in % of project cost</i>
	5 to 10	70%
	10 to 30	60%
	For NE & Hill States, Island territories, Aspirational Districts	
	5 to 10	80%
	10 to 30	70%
	>30 (<i>max. eligible cost = INR 30 Cr</i>)	<i>As per category specified</i>
Infrastructure development	<i>Investment in project (INR Cr)</i>	<i>Grant in % of project cost</i>
	5 to 15 <i>(for setting up of new industrial estate/ flatted factory complex)</i>	60%
	5 to 10 <i>(for upgradation of existing industrial estate/ flatted factory complex)</i>	50%
	For NE & Hill States, Island territories, Aspirational Districts	
	5 to 15 <i>(for setting up of new industrial estate/ flatted factory complex)</i>	70%
	5 to 10 <i>(for upgradation of existing industrial estate/ flatted factory complex)</i>	60%
	> 15/10 <i>(max. eligible cost = as max specified in respective categories)</i>	<i>As per category specified</i>







Source: Ministry of MSME

2.2.8 Khadi and Village Industries Commission

Prime Minister's Employment Generation Programme (PMEGP)


 Name of Scheme	Prime Minister's Employment Generation Programme (PMEGP)			
 Nodal Agency	Khadi and Village Industries Commission			
 Objectives	<ul style="list-style-type: none"> To generate employment opportunities in rural as well as urban areas of the country through setting up of new self-employment ventures/ projects/ micro enterprises. To bring together widely dispersed traditional artisans, rural and urban unemployed youth and give them self-employment opportunities to the extent possible, at their place. To provide continuous and sustainable employment to a large segment of traditional and prospective artisans and rural and urban unemployed youth in the country, to help arrest migration of rural youth to urban areas. To increase the wage-earning capacity of workers and artisans and contribute to increase in the growth rate of rural and urban employment. 			
 Timeframe	Up to FY 2025-26			
 Beneficiaries	All new viable micro enterprises, including Village Industries projects			
Component	Grant-in-aid			
Margin money subsidy	<i>Category</i>	<i>Max. project cost (In INR lakhs)</i>	<i>Rate of subsidy</i>	
			<i>Urban</i>	<i>Rural</i>
	<i>For setting up new units</i>			
	General category	50	15%	25%
	Special category	50	25%	35%
	<i>For upgradation of existing units</i>			
All categories	100	15% (20% in NER & hill states)		
Source: Ministry of MSME				

3 State Government Schemes

<div style="border: 1px dashed black; padding: 10px;"> <div style="display: flex; align-items: center;">  <div style="margin-left: 10px;"> <p>Andhra Pradesh</p> <ul style="list-style-type: none"> -Total area under spices cultivation: 260.16 thousand hectares -Total spices production: 511.81 thousand tonnes -Key spices: red chillies, turmeric, tamarind </div> </div> </div>	
 <p>Name of Policy</p>	Andhra Pradesh Food Processing Policy
 <p>Nodal Agency</p>	Andhra Pradesh Food Processing Society, Industries and Commerce Department
 <p>Timeframe</p>	Currently up to 2025
 <p>Objectives</p>	<ul style="list-style-type: none"> To promote innovation, research & development for focus crops and ensure continuous technology up gradation by promoting new technology transfer to enterprises. Appropriate crop planning to ensure regular supply of raw material to the food processing industry. Produces quality produce by encouraging good agricultural practices. To support FPOs/ cooperatives for creation of common infrastructure along the value chain, ensure backward and forward linkages, branding & marketing etc. To enhance marketing strategies by tie-up with existing dominant players in food industries. To establish agro-processing clusters closer to production areas that is potential. To encourage transition from the unorganized sector to the formal sector by enhanced compliance with food quality and safety standards. To impart entrepreneurship, and skill development training to youth by establishing skill development and incubation centers in food processing sector. Backward linkages with rythu bharosa kendras/ primary processing centers for supply of raw material needed for the industry. Establishing market linkages/ forward linkages with commodity online platforms
 <p>Category covered</p>	Food processing enterprises





Component	Benefits	
Development of secondary food processing clusters	Focus crop: turmeric Beneficiaries: FPOs/ JVs/ Cooperatives/ SHGs/ private companies/ Government Departments/ PSUs Grant-in-aid: @35% of eligible project cost, up to INR 10 Cr	
-Support for food processing industries (private enterprises)-		
-Micro & small enterprises-		
Investment subsidy	<ul style="list-style-type: none"> • Micro & small enterprises: 15% up to INR 20 lakhs. • FPOs: 35% up to INR 50 lakhs. • BC/minorities communities (women): 35% up to INR 50 lakhs. • SC/ST entrepreneurs: 45% up to INR 1 Cr. 	
Interest subvention	<ul style="list-style-type: none"> • Micro & small enterprises: 3% for 5 years. • FPOs: 3% for 5 years. • BC/minorities communities (women): 3% for 5 years. • SC/ST entrepreneurs: Up to 9% over and above 3% for 5 years. 	
Power cost reimbursement	<ul style="list-style-type: none"> • Micro & small enterprises: @INR 1 per unit for 5 years. • FPOs: @INR 1.25 per unit for 5 years. • BC/minorities communities (women): @INR 1.25 per unit for 5 years. • SC/ST entrepreneurs: @INR 1.50 per unit for 5 years. 	
Stamp duty and transfer charges for purchase/lease of land/buildings, mortgage and hypothecation	100% reimbursement for MSEs, FPOs, BC/ minority communities (women) and SC/ ST entrepreneurs.	
Land conversion charges	@25% of charges, up to INR 10 lakhs for MSEs, FPOs, BC/ minority communities (women) and SC/ ST entrepreneurs.	
Land cost rebate	@50% up to INR 20 lakhs for FPOs, BC/ minority communities (women) and SC/ ST entrepreneurs.	
SGST reimbursement	@100% net SGST for 5 years.	
Quality certification/patent registration	SC/ST entrepreneurs: @100% of cost, up to INR 3 lakhs.	
Seed capital assistance	SC/ST entrepreneurs: @25% of machinery cost for micro units.	
Other common incentives	16.2% plots for SC entrepreneurs. 6% plots for ST entrepreneurs in industrial parks.	
-Medium, large & mega enterprises-		
SGST reimbursement (for a period of 5 years)	Medium, large & mega enterprises	
	Employment generated	SGST reimbursement
	<1000	50%
	1000 to 2000	75%
	2000+	100%
	FPOs, BC/minority communities (women) and SC/ ST entrepreneurs	
Large enterprises	50%	
Medium enterprises	75%	

Source: <https://static.investindia.gov.in/s3fs-public/2021-06/APFP-Policy-2020-25.pdf>



Arunachal Pradesh

- Total area under spices cultivation: 12.39 thousand hectares
- Total spices production: 37.69 thousand tonnes
- Key spices: ginger, turmeric, red chillies




 Name of Policy	Arunachal Pradesh State Industrial and Investment Policy, 2020																	
 Nodal Agency	Department of Industries																	
 Timeframe	Currently up to 31 st March 2025																	
 Beneficiaries	Food processing and agro based industries																	
Component	Benefits																	
State capital investment subsidy	<ul style="list-style-type: none"> • @ 30% on the cost of the investment in P&M, up to max. INR 50 lakhs. • For women entrepreneurs: @50% on the cost of the investment in P&M, up to max. INR 75 lakhs. 																	
Interest subsidy on term loan	<table border="1"> <thead> <tr> <th>Category of unit</th> <th>Reimbursement upper limit as a % of annual interest on loan</th> <th>Max. ceiling per annum (in INR lakhs)</th> </tr> </thead> <tbody> <tr> <td>Micro</td> <td>80%</td> <td>5</td> </tr> <tr> <td>Small</td> <td>50%</td> <td>15</td> </tr> <tr> <td>Medium</td> <td>50%</td> <td>20</td> </tr> <tr> <td>Non MSME</td> <td>50%</td> <td>25</td> </tr> </tbody> </table>	Category of unit	Reimbursement upper limit as a % of annual interest on loan	Max. ceiling per annum (in INR lakhs)	Micro	80%	5	Small	50%	15	Medium	50%	20	Non MSME	50%	25		
Category of unit	Reimbursement upper limit as a % of annual interest on loan	Max. ceiling per annum (in INR lakhs)																
Micro	80%	5																
Small	50%	15																
Medium	50%	20																
Non MSME	50%	25																
Interest subsidy on working capital loan	<ul style="list-style-type: none"> • @3% on the outstanding working capital loan for five years. • Up to max. INR 1 Cr, not >100% of investment in P&M. 																	
Power subsidy	<ul style="list-style-type: none"> • Subsidy in form of remission. <table border="1"> <thead> <tr> <th>Category of unit</th> <th>Subsidy per unit (in INR)</th> <th>Max. ceiling per annum (in INR lakhs)</th> </tr> </thead> <tbody> <tr> <td>Small & medium <i>(for units having electricity connection from 11kV/ 33kV or above transmission lines with Department of Power)</i></td> <td>2</td> <td>75</td> </tr> <tr> <td>Large scale/bulk electricity consumers</td> <td>1</td> <td>200</td> </tr> </tbody> </table>			Category of unit	Subsidy per unit (in INR)	Max. ceiling per annum (in INR lakhs)	Small & medium <i>(for units having electricity connection from 11kV/ 33kV or above transmission lines with Department of Power)</i>	2	75	Large scale/bulk electricity consumers	1	200						
Category of unit	Subsidy per unit (in INR)	Max. ceiling per annum (in INR lakhs)																
Small & medium <i>(for units having electricity connection from 11kV/ 33kV or above transmission lines with Department of Power)</i>	2	75																
Large scale/bulk electricity consumers	1	200																



	<p><i>(for units having electricity connection from 132kV or above transmission lines with Department of Power)</i></p> <ul style="list-style-type: none"> From the date of commercial production for a period of 5 years not >100% of total investment in P&M. 												
Stamp duty and registration fee	<ul style="list-style-type: none"> 50% exemption of payment of stamp duty, up to max. INR 25 lakhs. For units run by women entrepreneurs: 100% exemption. 												
Quality certification subsidy	<ul style="list-style-type: none"> For obtaining certifications such as BIS/ ISO/ FSSAI/ AGMARK/ HALLMARK/ SILKMARK/ ZED certification etc. by eligible unit, up to 100% of the certification fee. Up to max. INR 20 lakhs per unit. 												
SGST exemption	<table border="1"> <thead> <tr> <th>Unit</th> <th>Limit to tax reimbursement (years)</th> <th>As a % of fixed capital investment</th> </tr> </thead> <tbody> <tr> <td>Micro</td> <td>15</td> <td>250%</td> </tr> <tr> <td>Small</td> <td>15</td> <td>200%</td> </tr> <tr> <td>Medium and large</td> <td>15</td> <td>180%</td> </tr> </tbody> </table>	Unit	Limit to tax reimbursement (years)	As a % of fixed capital investment	Micro	15	250%	Small	15	200%	Medium and large	15	180%
	Unit	Limit to tax reimbursement (years)	As a % of fixed capital investment										
	Micro	15	250%										
	Small	15	200%										
Medium and large	15	180%											
<ul style="list-style-type: none"> Incentives for public procurement and strengthening the District Industries Centers 													
<p>Source: https://indiarun.gov.in/html/policies/Arunachal%20Pradesh%20State%20Industrial%20&%20Investment%20Policy_2020.pdf</p>													

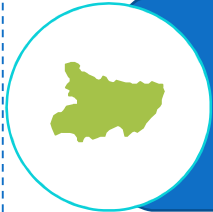











Assam

- Total area under spices cultivation: 100.14 thousand hectares
- Total spices production: 317.24 thousand tonnes
- Key spices: ginger, garlic, coriander


 Nodal Agency	District Industries and Commerce Centre	
 Timeframe	Ongoing	
 Beneficiaries	Investors/Entrepreneurs	
Name of Subsidy	Category	Benefits
<p>Biponi</p> <p><i>(from specified list of exhibitions as prepared by Commissioner of Industries & Commerce)</i></p>	Market promotion within the state	<ul style="list-style-type: none"> Up to INR 5000 per entrepreneur towards stall rent, paid directly to the organizers. In case of participants from other districts, fixed grant of INR 500 per day for the actual fair/ exhibition period for travelling, food & lodging expenses.

	Market promotion outside the state	<ul style="list-style-type: none"> 50% of the stall rent subject to a ceiling of INR 10,000. Sleeper Class to & fro railway fare for 2 persons per unit along with INR 300 per person per day for the actual fair period towards food & lodging expenses.
	Market promotion outside the country	<ul style="list-style-type: none"> Free stall space for selected participants on sharing basis. Economy air fare for 1 person per unit and INR 1000 per person per day for the actual fair period towards food & lodging expenses.
 Category covered	Units in manufacturing sector	
 Beneficiaries	Investors/ entrepreneurs	
For industrial units for local employment generation	Employed local youth on or after 01-04-2019	<ul style="list-style-type: none"> Up to INR 10,000 per local youth employed by the unit.
<i>Source: District Industries and Commerce Centre</i>		





<div style="border: 1px dashed black; padding: 10px;"> <div style="display: flex; align-items: center;">  <div style="background-color: #0056b3; color: white; padding: 10px; border-radius: 15px;"> <p>Bihar</p> <ul style="list-style-type: none"> -Total area under spices cultivation: 9.22 thousand hectares -Total spices production: 14.64 thousand tonnes -Key spices: red chillies, ginger, turmeric </div> </div> </div>	
 Name of Policy	Bihar Agri Investment Promotion Policy, 2020
 Nodal Agency	Bihar Horticulture Development Society (BHDS), Agriculture Department
 Timeframe	Currently up to 31 st March 2025
 Objectives	<ul style="list-style-type: none"> To promote and facilitate investment in agribusiness sector in Bihar through financial assistance and an enabling environment. To increase the level of processing, reduction of wastage, value addition and promote exports thereby resulting in overall development of agro processing sector. To extend financial assistance for establishment of new agro-processing units as well as technology upgradation and expansion of existing units in the State in the identified sectors of agriculture.



	<ul style="list-style-type: none"> To enhance income of farmers through better returns gained through better processing of produce To create employment opportunities through promotion of agro based industries
 Category Covered	Medicinal & Aromatic Plants
Component	Benefits
Capital investment subsidy	<p><i>For individual investors, partnership firms LLP, companies</i></p> <ul style="list-style-type: none"> @15% of the project cost. <p><i>For Farmer Producer Organizations (FPOs)</i></p> <ul style="list-style-type: none"> @25% of the project cost. The projects with min. approved project cost of INR 0.25 Cr and max. of INR 5 Cr shall be eligible for availing the benefit. <p><i>Additional 5% subsidy for SC/ST and ECB category investors</i> <i>Additional 2% for women/ third gender/ differently abled entrepreneurs</i></p>
 Name of Policy	Bihar Industrial Investment Promotion Policy, 2016
 Nodal Agency	Department of Industries
 Timeframe	Ongoing
 Category Covered	Spices and herbs processing
Component	Benefits
Interest subvention	<ul style="list-style-type: none"> @10% or actual rate of interest on term loan, whichever is lower. (@11.5% for SC/ ST/ women/ differently abled persons/ war widows/ acid attack victims/ third gender entrepreneurs) @12% specifically for micro and small units. (@13.8% for SC/ ST/ women/ differently abled persons/ war widows/ acid attack victims/ third gender entrepreneurs) Limit of subvention is 30% of the approved project cost. Max. up to INR 10 Cr.
Tax incentive	<ul style="list-style-type: none"> All new units will be entitled to avail 80% reimbursement against the admitted SGST deposited in the account of the state government for a period of 5 years from the date of commencement of commercial production. Additional 30% benefits for micro and small units. Up to max. 100% of the approved project cost.
Electricity duty subsidy	<ul style="list-style-type: none"> @100% reimbursement of electricity duty for 5 years from the date of commencement of commercial production.
Employment cost subsidy	<ul style="list-style-type: none"> 50% reimbursement (in case of male workers) and 100% reimbursement (in case of female workers) of expenditure on account of contribution toward ESI and EPF scheme for a period of 5 years for new units for those employees who are domicile of Bihar.

Stamp duty/ registration fees exemption	<ul style="list-style-type: none"> No stamp duty to be paid in respect of land allotted by the government to IDA/ BIADA. 100% reimbursement of stamp duty/ registration fees levied on lease/ sale / transfer of industrial land/ shed.
Land conversion fee	<ul style="list-style-type: none"> 100% exemption of land conversion fees/ change in land use fees being levied for conversion of agricultural land.
Source: http://horticulture.bihar.gov.in/HORTMIS/BAIPP/Downloads/BAIPP_PolicyDocuments_2020.pdf https://www.biabihar.com/images/PDF/Bihar-Industrial-Investment-Policy-2016-book.pdf	



Chhattisgarh
 -Total area under spices cultivation: 10.38 thousand hectares
 -Total spices production: 15.78 thousand tonnes
 -Key spices: ginger, garlic, red chillies

 Name of Policy	Chhattisgarh Industrial Policy 2019-2024
 Nodal Agency	Commerce & Industries Department
 Timeframe	Currently up to 31st October 2024
 Objective	<ul style="list-style-type: none"> To produce the consumer goods at reasonable cost by taking advantage of strategic geographical location of the state. Balanced and regional growth. To attract more investment in local and international in comparison with the other state. To create ecosystem for value addition in herbal medicinal and other forest produces available in the state. To generate more job opportunities and self-employment for youth of the state. To set up maximum industry from high priority and priority industry. To facilitate economic empowerment of the entrepreneurs from weaker section, SC/ST communities, Ex-servicemen, and women entrepreneur. To facilitate training of the local youths as per requirement of the local industries. To promote modern technique of farming, food processing, and warehousing of food grain in the far-flung area of the state. Overall economic development of the State. Special incentive for investment in non-polluting industries. To promote exports from the state. Environmental conservation. To develop logistics facility in the State.

 Category	High Priority Industries (processing industries of other horticulture produced in the state)																																							
 Beneficiaries	Processing industries																																							
Component	Benefits																																							
Interest subsidy	Interest subsidy on term loan established by entrepreneurs of general category <table border="1" data-bbox="553 489 1390 898" style="margin-left: 20px;"> <thead> <tr> <th style="text-align: left;"><i>Industry category</i></th> <th></th> <th style="text-align: center;"><i>Eligible incentive period (years)</i></th> <th style="text-align: center;"><i>% of incentive</i></th> <th style="text-align: center;"><i>Yearly max. subsidy limit (INR Lakh)</i></th> </tr> </thead> <tbody> <tr> <td rowspan="4">Micro and small industries</td> <td>A</td> <td style="text-align: center;">7</td> <td style="text-align: center;">50</td> <td style="text-align: center;">20</td> </tr> <tr> <td>B</td> <td style="text-align: center;">8</td> <td style="text-align: center;">50</td> <td style="text-align: center;">25</td> </tr> <tr> <td>C</td> <td style="text-align: center;">9</td> <td style="text-align: center;">60</td> <td style="text-align: center;">35</td> </tr> <tr> <td>D</td> <td style="text-align: center;">11</td> <td style="text-align: center;">70</td> <td style="text-align: center;">45</td> </tr> <tr> <td rowspan="4">Medium and large industries</td> <td>A</td> <td style="text-align: center;">6</td> <td style="text-align: center;">35</td> <td style="text-align: center;">35</td> </tr> <tr> <td>B</td> <td style="text-align: center;">7</td> <td style="text-align: center;">40</td> <td style="text-align: center;">45</td> </tr> <tr> <td>C</td> <td style="text-align: center;">9</td> <td style="text-align: center;">60</td> <td style="text-align: center;">55</td> </tr> <tr> <td>D</td> <td style="text-align: center;">11</td> <td style="text-align: center;">70</td> <td style="text-align: center;">55</td> </tr> </tbody> </table>	<i>Industry category</i>		<i>Eligible incentive period (years)</i>	<i>% of incentive</i>	<i>Yearly max. subsidy limit (INR Lakh)</i>	Micro and small industries	A	7	50	20	B	8	50	25	C	9	60	35	D	11	70	45	Medium and large industries	A	6	35	35	B	7	40	45	C	9	60	55	D	11	70	55
<i>Industry category</i>		<i>Eligible incentive period (years)</i>	<i>% of incentive</i>	<i>Yearly max. subsidy limit (INR Lakh)</i>																																				
Micro and small industries	A	7	50	20																																				
	B	8	50	25																																				
	C	9	60	35																																				
	D	11	70	45																																				
Medium and large industries	A	6	35	35																																				
	B	7	40	45																																				
	C	9	60	55																																				
	D	11	70	55																																				
Fixed capital investment subsidy (as an option against the NET SGST reimbursement subsidy)	"Fixed Capital Investment" means investments made in land / land-development, shed -building, new plant & machinery, electrical supply and <table border="1" data-bbox="529 1052 1382 1423" style="margin-left: 20px;"> <thead> <tr> <th style="text-align: left;"><i>Industry category</i></th> <th></th> <th style="text-align: center;"><i>% of incentive</i></th> <th style="text-align: center;"><i>Yearly max. limit of subsidy (INR Lakh)</i></th> </tr> </thead> <tbody> <tr> <td rowspan="4">Micro and small industries</td> <td>A</td> <td style="text-align: center;">45</td> <td style="text-align: center;">65</td> </tr> <tr> <td>B</td> <td style="text-align: center;">45</td> <td style="text-align: center;">70</td> </tr> <tr> <td>C</td> <td style="text-align: center;">40</td> <td style="text-align: center;">90</td> </tr> <tr> <td>D</td> <td style="text-align: center;">45</td> <td style="text-align: center;">100</td> </tr> <tr> <td rowspan="4">Medium</td> <td>A</td> <td style="text-align: center;">40</td> <td style="text-align: center;">80</td> </tr> <tr> <td>B</td> <td style="text-align: center;">45</td> <td style="text-align: center;">90</td> </tr> <tr> <td>C</td> <td style="text-align: center;">45</td> <td style="text-align: center;">110</td> </tr> <tr> <td>D</td> <td style="text-align: center;">50</td> <td style="text-align: center;">120</td> </tr> </tbody> </table> water supply and on boundary wall; for establishment of new industry/ diversification and substitution / expansion of existing industry	<i>Industry category</i>		<i>% of incentive</i>	<i>Yearly max. limit of subsidy (INR Lakh)</i>	Micro and small industries	A	45	65	B	45	70	C	40	90	D	45	100	Medium	A	40	80	B	45	90	C	45	110	D	50	120									
<i>Industry category</i>		<i>% of incentive</i>	<i>Yearly max. limit of subsidy (INR Lakh)</i>																																					
Micro and small industries	A	45	65																																					
	B	45	70																																					
	C	40	90																																					
	D	45	100																																					
Medium	A	40	80																																					
	B	45	90																																					
	C	45	110																																					
	D	50	120																																					
Net SGST reimbursement	<ul style="list-style-type: none"> The eligible small & medium category industries will have the option either to avail the above-mentioned fixed capital subsidy or may opt for reimbursement of net SGST mentioned below <table border="1" data-bbox="529 1612 1403 1860" style="margin-left: 20px;"> <thead> <tr> <th style="text-align: left;"><i>Area</i></th> <th style="text-align: left;"><i>As a % of net SGST paid</i></th> </tr> </thead> <tbody> <tr> <td>Category A</td> <td> <ul style="list-style-type: none"> Reimbursement for 9 years from the date of commencement of commercial production Up to max. 45% of fixed capital investment </td> </tr> <tr> <td>Category B</td> <td> <ul style="list-style-type: none"> Reimbursement for 10 years from the date of commencement of commercial production Up to max 50% of fixed capital investment </td> </tr> </tbody> </table>	<i>Area</i>	<i>As a % of net SGST paid</i>	Category A	<ul style="list-style-type: none"> Reimbursement for 9 years from the date of commencement of commercial production Up to max. 45% of fixed capital investment 	Category B	<ul style="list-style-type: none"> Reimbursement for 10 years from the date of commencement of commercial production Up to max 50% of fixed capital investment 																																	
<i>Area</i>	<i>As a % of net SGST paid</i>																																							
Category A	<ul style="list-style-type: none"> Reimbursement for 9 years from the date of commencement of commercial production Up to max. 45% of fixed capital investment 																																							
Category B	<ul style="list-style-type: none"> Reimbursement for 10 years from the date of commencement of commercial production Up to max 50% of fixed capital investment 																																							






	<table border="1"> <tr> <td>Category C</td> <td> <ul style="list-style-type: none"> Reimbursement for 12 years from the date of commencement of commercial production Up to max 65% of fixed capital investment </td> </tr> <tr> <td>Category D</td> <td> <ul style="list-style-type: none"> Reimbursement for 15 years from the date of commencement of commercial production Up to max 100% of fixed capital investment </td> </tr> </table> <ul style="list-style-type: none"> Option taken for fixed capital investment or reimbursement of net SGST will be available for one time only and after approval of incentives there will not be any other way to change the option 	Category C	<ul style="list-style-type: none"> Reimbursement for 12 years from the date of commencement of commercial production Up to max 65% of fixed capital investment 	Category D	<ul style="list-style-type: none"> Reimbursement for 15 years from the date of commencement of commercial production Up to max 100% of fixed capital investment 								
Category C	<ul style="list-style-type: none"> Reimbursement for 12 years from the date of commencement of commercial production Up to max 65% of fixed capital investment 												
Category D	<ul style="list-style-type: none"> Reimbursement for 15 years from the date of commencement of commercial production Up to max 100% of fixed capital investment 												
Electricity duty exemption	<table border="1"> <tr> <td colspan="2"><i>For Micro, Small, Medium and Large, Mega/Ultra-Mega</i></td> </tr> <tr> <td><i>Area</i></td> <td><i>Exemption up to no. of years from the date of commencement of commercial production</i></td> </tr> <tr> <td>Category A</td> <td>6 years</td> </tr> <tr> <td>Category B</td> <td>8 years</td> </tr> <tr> <td>Category C</td> <td>9 years</td> </tr> <tr> <td>Category D</td> <td>10 years</td> </tr> </table> <p>Electricity duty exemption to eligible new industries/expansion of existing industries/diversification of existing industry established by the entrepreneurs of the general category shall be exempted as per the details given below:</p>	<i>For Micro, Small, Medium and Large, Mega/Ultra-Mega</i>		<i>Area</i>	<i>Exemption up to no. of years from the date of commencement of commercial production</i>	Category A	6 years	Category B	8 years	Category C	9 years	Category D	10 years
<i>For Micro, Small, Medium and Large, Mega/Ultra-Mega</i>													
<i>Area</i>	<i>Exemption up to no. of years from the date of commencement of commercial production</i>												
Category A	6 years												
Category B	8 years												
Category C	9 years												
Category D	10 years												
Stamp duty exemption	100% subject to detailed conditions												
Mandi tax exemption	<ul style="list-style-type: none"> Full exemption from mandi tax imposed on agricultural products for 5 years from the date of first purchase of raw materials from the state mandis/ direct producing farmers/ units/ outside the state. Up to max. INR 2 Cr per year. Max. up to 75% of the fixed capital investment. 												
Project report subsidy	<ul style="list-style-type: none"> Reimbursement of cost incurred on project report by eligible new micro, small and medium category industries. 1% of fixed capital investment up to max. INR 2.5 Lakh. 												
Exemption on fee of land use	<ul style="list-style-type: none"> For eligible new micro and small industries 50% exemption from the land diversion fee up to max. 5 acres of land 												
Service charges for allotment of land outside industrial area (land bank)	<ul style="list-style-type: none"> 5% amount of the land acquisition value payable to the District Administration for acquisition of <i>private land</i>. 10% amount on the amount equal to the price of land acquisition for allotment of <i>Private/ Government land</i>. 												
Quality certification subsidy	<ul style="list-style-type: none"> For new and existing micro, small and medium category industries established by general category entrepreneurs. 50% reimbursement on the cost of certification. Up to max. INR 5 lakh. For obtaining ISO, BIS, ZED, BEE, LEPP, Euro Standard or other similar national / international certification 												
Technical patent subsidy	<ul style="list-style-type: none"> For new and existing micro, small, and medium industries established by general category entrepreneurs. 50% reimbursement of the amount spent in obtaining patent up to max. INR 10 lakhs. 												

Technology purchase subsidy	<ul style="list-style-type: none"> For new and existing micro, small, medium industry, large industry and mega and ultra-mega projects. 50% reimbursement of the amount spent on purchase of technology from the NRDC or other Govt. research center. Up to max. INR 10 lakhs. 												
Margin money subsidy	<ul style="list-style-type: none"> For SC/tribe, women entrepreneurs, retired soldiers, Naxal affected person, third gender entrepreneurs and entrepreneurs of disabled category. 25% Margin Money Subsidy on capital investment of INR 5 Cr for establishment of new industry. Up to max. INR 50 lakhs. 												
Industrial award subsidy	<ul style="list-style-type: none"> First, second and third prizes will be of INR 1.51 lakhs, INR 1 lakh and INR 0.51 lakh respectively and Certificate of Appreciation. In categories of complete evaluation of micro & small industries, micro & small industry established by the SC/ST category, exporting micro & small-scale industry, industry established by woman entrepreneur and startup units. 												
Divyang (Differently able person) employment subsidy	<ul style="list-style-type: none"> All categories of entrepreneurs who have established eligible new and existing micro and small, medium industry, large and all mega and ultra-mega project. 40% reimbursement of the net salary/remuneration of the permanently employed disabled persons as subsidy amount up to max. INR 5 lakhs for 5 years. 												
Environment management project subsidy	<ul style="list-style-type: none"> Adoption of such technology resulting receipts of carbon credits and if carbon footprint gets reduced. 50% of cost of machinery. Up to max. INR 25 Lakh. 												
Transport subsidy for export-oriented units	<ul style="list-style-type: none"> Transportation of goods to the nearest seaport/ airport from the place of manufacture to where goods are being exported by the units established anywhere in Chhattisgarh shall be given assistance. Up to INR 20 lakhs for max. period of 5 years. 												
Special package for mega/ultra-mega projects	High Power Committee (HPC), under chairmanship of Chief Secretary will approve the customized package of incentives to Mega and Ultra Mega Projects on case-to-case basis.												
Land premium subsidy for allotment of land in industrial area/ park	<table border="1"> <thead> <tr> <th colspan="2"><i>For Micro, Small and Medium</i></th> </tr> <tr> <th><i>Area</i></th> <th><i>Land premium subsidy</i></th> </tr> </thead> <tbody> <tr> <td>Category A</td> <td>30%</td> </tr> <tr> <td>Category B</td> <td>40%</td> </tr> <tr> <td>Category C</td> <td>50%</td> </tr> <tr> <td>Category D</td> <td>60%</td> </tr> </tbody> </table>	<i>For Micro, Small and Medium</i>		<i>Area</i>	<i>Land premium subsidy</i>	Category A	30%	Category B	40%	Category C	50%	Category D	60%
<i>For Micro, Small and Medium</i>													
<i>Area</i>	<i>Land premium subsidy</i>												
Category A	30%												
Category B	40%												
Category C	50%												
Category D	60%												
Start-up package for state available	A set of incentives available for start-ups												
Category A, B, C, D refer to specific districts/blocks in the state which have been classified as developed, developing, backward and most backward area respectively. The details of the locations are provided in the policy document.													
Source: https://csidc.in/ip1924.pdf													




Goa

- Total area under spices cultivation: 1.12 thousand hectares
- Total spices production: 0.42 thousand tonnes
- Key spices: black pepper and nutmeg





 Name of Policy	Goa Industrial Growth and Investment Promotion Policy 2022.
 Nodal Agency	Department of Industries
 Objective	<ul style="list-style-type: none"> • Strengthening of the online single window to provide time-bound clearances with no physical touchpoint. • To provide support to local and existing businesses as well as attract new investment in the State by providing specific incentives and enabling infrastructure. • To promote local employment and skill development through incentives and other policy provision.
 Timeframe	Currently up to 2027
 Category Covered	Agro & Food Processing
Component	Benefits
Production Linked Incentive	<ul style="list-style-type: none"> • Government may offer production-linked incentive @ 2-5% of the incremental sales for 5 years.
Procurement of local raw material	<ul style="list-style-type: none"> • Specific incentives are provided through the Preferential Purchase Incentives for Micro and Small Enterprises Scheme, 2022.
Incentive for creation of ancillary industry	<ul style="list-style-type: none"> • Special incentives for creation of ancillary industries which may include capital subsidy for investment in P&M, simplified land clearances and other support as may be required.
Incentive for adoption of green practices	<ul style="list-style-type: none"> • Reimbursement of 25% of the cost of water and energy audit by a recognized institution/ consultant. • Reimbursement of 25% of the cost of water and energy conservation equipment, subject to max. INR 1,00,000 per unit. • Reduction of 100% in electricity duty for units installing renewable power generation equipment subject to the unit utilizing a fixed percentage of open rooftop space for solar power generation.
Incentives for MSMEs & startups	<ul style="list-style-type: none"> • The Government may also set up a fund of funds and “venture capital funds” in partnership with private investors. • Businesses that are 100% women-owned may be provided special incentives such as assistance with financing, access to seed capital and other subsidies.

Special incentive package for Mega projects	<ul style="list-style-type: none"> Such as fast track clearances, preferred land allotment, etc.
Rewards & recognitions	<ul style="list-style-type: none"> Sustainability awards Reward for excellence in Service delivery
Source: https://goaprintingpress.gov.in/downloads/2223/2223-28-SI-OG-0.pdf	




Gujarat

- Total area under spices cultivation: 583.50 thousand hectares
- Total spices production: 1018.12 thousand tonnes
- Key spices: cumin, garlic, coriander

 Name of Policy	Aatmanirbhar Gujarat Schemes 2022	
 Nodal Agency	Industries Commissionerate	
 Timeframe	Ongoing	
 Category covered	Thrust sector: agro and food processing	
Component	Benefits	
	-Assistance to MSMEs- <i>(Micro: Less than or equal to INR 1 Cr Small: > INR 1 Cr and =< INR 10 Cr Medium: > INR 10 Cr and =< INR 50 Cr)</i>	
Assistance of capital investment subsidy to micro enterprises	<i>Category of taluka</i>	<i>Quantum of incentive</i>
	Category 1	25% of term loan amount up to INR 35 lakhs.
	Category 2	20% of term loan amount up to INR 30 lakhs.
	Category 3	10% of term loan amount up to INR 10 lakhs.
EPF reimbursement	Employer's contribution under EPF made by MSME can be reimbursed for their new employees working in Gujarat for a period of 10 years from date of commercial production.	
Interest subsidy	<i>Category of taluka</i>	<i>Quantum of incentive</i>
	Category 1	Interest subsidy @7% on term loan with the maximum amount of INR 35 lakhs per annum for a period of 7 years.
	Category 2	Interest subsidy @6% on Term Loan with the maximum amount of INR 30 lakhs per annum for a period of 6 years.






	Category 3	Interest subsidy @5% on Term Loan with the maximum amount of INR 25 lakhs per annum for a period of 5 years.
Net SGST reimbursement	<i>Category of taluka</i>	<i>Quantum of incentive</i>
	Category 1	100% of net SGST for 10 years up to 7.5% of eFCI per annum.
	Category 2	90% of net SGST for 10 years up to 6.5% of eFCI per annum.
	Category 3	80% of net SGST for 10 years up to 5% of eFCI per annum.
	<ul style="list-style-type: none"> 1% extra interest subsidy to differently abled entrepreneur, women entrepreneur and registered startup in manufacturing sector. 1 additional interest subsidy to young entrepreneur below age of 35 years on the date of sanction of term loan. <i>eFCI- eligible Fixed Investment</i>	
-Assistance to Large Industries- <i>(With fixed capital investment in P&M > INR 50 Cr)</i>		
Assistance of interest subsidy	<i>Category of taluka</i>	<i>Thrust sector</i>
	Category 1	Interest subsidy @ 7% on term loan for 10 years up to 1.2% of eFCI per annum.
	Category 2	Interest subsidy @ 7% on term loan for 10 years up to 1% of eFCI per annum.
	Category 3	Interest subsidy @ 7% on term loan for 8 years up to 1% of eFCI per annum.
Net SGST reimbursement	<i>Category of taluka</i>	<i>Thrust sector</i>
	Category 1	100% of net SGST for 10 years up to 8% of eFCI per annum.
	Category 2	90% of net SGST for 10 years up to 7% of eFCI per annum.
	Category 3	80% of net SGST for 10 years up to 5.5% of eFCI per annum.
EPF reimbursement	<ul style="list-style-type: none"> Employer's contribution under EPF made by the firm can be reimbursed for their new employees working in Gujarat for a period of 10 years from date of commercial production. 100% of employer's statutory contribution under EPF amount paid. The ceiling of incentive amount per employee will be 12% of the employee's basic salary plus applicable dearness allowance and retaining allowance or INR 1800 per month, whichever is lower. 	
-Assistance to Mega Industries- <i>(With investment in P&M > INR 2,500 Cr Provides direct employment to at least 2 500 persons)</i>		
Interest subsidy	7% on term loan subject to max. of 1.2% of eligible fixed capital investment per annum for 10 years.	
Net SGST reimbursement	Reimbursement of net SGST at 100% subject to max. 0.9% of eFCI per annum for 20 years.	
Reimbursement of SGST on capital goods	<ul style="list-style-type: none"> 100% reimbursement of Input SGST paid on capital goods to the extent input tax credit is admissible under Gujarat GST Act 2017. Reimbursement shall be provided in twenty equal annual installments. 	

<p>EPF reimbursement</p>	<ul style="list-style-type: none"> • Employer's contribution under EPF made by the firm can be reimbursed for their new employees working in Gujarat for a period of 10 years from date of commercial production. • 100% of employer's statutory contribution under EPF amount paid. • The ceiling of incentive amount per employee will be 12% of the employee's basic salary plus applicable dearness allowance and retaining allowance or INR 1800 per month, whichever is lower.
<p>Reimbursement of Stamp Duty and registration fees</p>	<ul style="list-style-type: none"> • Eligible Mega industrial units shall be eligible to claim 100% reimbursement of stamp duty and registration charges paid to Government of Gujarat for purchase and/or lease of land meant for the project.
<p>MSME, large and mega industries shall be eligible to receive exemption from electricity duty as applicable under the Gujarat Electricity Act 2003.</p>	
<p>Category 1,2,3 are based on different geographical locations in the state and the details are provided in the policy document</p>	
<p>Source: https://gaic.gujarat.gov.in/agro-industrial-policy.htm</p>	




Haryana

- Total area under spices cultivation: 8.02 thousand hectares
- Total spices production: 56.51 thousand tonnes
- Key spices: garlic, fenugreek, coriander

 <p>Name of Policy</p>	<p>Haryana Agribusiness and Food Processing Policy, 2018</p>
 <p>Nodal Agency</p>	<p>Department of Industries & Commerce</p>
 <p>Timeframe</p>	<p>Till it is amended by the Government</p>
 <p>Objectives</p>	<ul style="list-style-type: none"> • To make Haryana a clear destination of choice for investments in food processing sector. • To promote value addition in agriculture and allied sectors • To strengthen infrastructure by investing in food processing clusters thus developing strong and robust value chain. • To strengthen FPOs registered in Haryana and agro/ food cooperatives through market linkages and capacity building initiatives. • To promote farm-gate processing of fresh food specially fruits, vegetables, milk and fish. • To promote start-ups in agri-business space. • To enable the farmers to increase their income through new agro-marketing reforms
 <p>Beneficiaries</p>	<p>Agro and Food Processing Units</p>
<p>Component</p>	<p>Benefits</p>





<p>Capital investment subsidy</p>	<p>For agro and food processing units:</p> <ul style="list-style-type: none"> • @25% on Fixed Capital Investment (FCI), up to max. INR 1 Cr. for new units in 'C' and 'D' category blocks. <p>For FPOs/farmer cooperatives:</p> <ul style="list-style-type: none"> • @25% on FCI, up to max. INR 1 Cr. for new units by registered FPOs and agro/ food cooperatives only in "C" and "D" category blocks. <p>For individual units:</p> <ul style="list-style-type: none"> • @25% on FCI, up to max. INR 1 Cr. <p><i>(applicable for new/ expansion/ diversification units setting up in old food parks and new units to be in "C" and "D" category blocks set-up in Mega Food Parks/ Mini Food Parks)</i></p> <ul style="list-style-type: none"> • @25% on FCI, up to max. INR 50 lakhs, only in "A" and "B" category blocks. <p><i>(applicable for new/ expansion/ diversification units setting up in old food parks and new units to be set-up in Mega Food Parks/Mini Food Parks in "A" and "B" category blocks)</i></p> <p>For women entrepreneurs/ cooperatives/ SHGs:</p> <ul style="list-style-type: none"> • Interest subsidy @8% on term loan up to limit of INR 12 lakhs per year per unit for 5 years. • subsidy shall not exceed amount of net SGST paid during the relevant year.
<p>SGST reimbursement</p>	<p>For individual units:</p> <ul style="list-style-type: none"> • 100% (net tax) reimbursement for 10 years. • Up to max 100% of FCI. • From date of commencement of commercial production. • In all blocks (A, B, C, D).
<p>Assistance for technology and quality</p>	<p>Assistance for acquisition of packaging technology:</p> <ul style="list-style-type: none"> • 50% of project cost for developing/ acquiring packaging technologies leading to increase in shelf life of products. • Up to max. INR 20 lakhs per unit. <p>Support for quality & certification:</p> <ul style="list-style-type: none"> • Reimbursement @50% of cost of obtaining patents and other IPR subsidy incl. the consultant fee, government fee, up to INR 2 lakhs per patent. • Reimbursement @50% of the cost of certifications for food processing units (such as HACCP, GMP, ISO 9000, ISO 22000, GLM, TQM) up to a limit of INR 2 lakhs per unit.
<p>Mini Food Park schemes</p>	<ul style="list-style-type: none"> • Applicable to only "C" and "D" category blocks. • Assistance is provided for developing basic enabling infrastructure and core infrastructure/ common facilities. • @50% of total project cost, up to max. INR 10 Cr
<p>Integrated cold chain and value addition infrastructure</p>	<ul style="list-style-type: none"> • @35% capital investment subsidy on project cost only in "B", "C" and "D" category blocks. • for storage infrastructure, packaging houses, transportation infrastructure, value addition and processing infrastructure and irradiation facilities. • Up to max. INR 5 Cr. <p>For reefer vehicles/other movable infrastructure:</p> <ul style="list-style-type: none"> • @50% subsidy. • Up to 4 reefer vehicles/ movable infrastructure per project.



	<ul style="list-style-type: none"> Up to max. INR 50 lakhs per project.
Support for setting up/upgradation of food testing and calibration labs	<ul style="list-style-type: none"> Up to 25% of project cost for setting up/up-gradation of NABL/FSSAI approved full-fledged testing labs. Up to max. INR 75 lakhs.
Change in land use	<ul style="list-style-type: none"> 100% exemption of CLU charges.
Market fee exemption	<ul style="list-style-type: none"> 100% exemption of market fees in respect of procurement of agriculture/ horticulture produce used as raw material.
Support for innovation in agribusiness	<ul style="list-style-type: none"> Funding in the form of Fund of Fund to each selected start-up under this provision. Up to max. INR 25 lakhs.
Support for skill development	<ul style="list-style-type: none"> @50% reimbursement of the total cost of the training on obtaining industry recognized skill certifications from recognized institutions. Up to max. limited to INR 5,000 per trainee.
<p>Source: https://www.nsws.gov.in/s3fs/2022-10/Haryana%20Agri%20Business%20and%20Food%20Processing%20Policy%202018%20.pdf</p> <p>A Block- Comprising of the industrially developed areas B Block- Comprising of the areas of 'intermediate development' C Block- Comprising of industrially backward areas D Block- Comprising of most industrially backward areas</p>	



Himachal Pradesh

- Total area under spices cultivation: 10.51 thousand hectares
- Total spices production: 29.97 thousand tonnes
- Key spices: ginger, garlic, turmeric









 Name of Policy	State Mission on Food Processing
 Nodal Agency	Department of Industries
 Timeframe	Launched in 2015
 Objectives	<ul style="list-style-type: none"> To promote facilities for postharvest operations including setting up of food processing industries. To undertake decentralization of the schemes so far operated by MoFPI to take into account the requirements suitable to the local needs. To augment the capacity of food processors working to upscale their operations through capital infusion, technology transfer, skill upgradation and handholding support. To support established self -help groups working in food processing sector to facilitate them to achieve SME status.




	<ul style="list-style-type: none"> Capacity development and skill upgradation through institutional training to ensure sustainable employment opportunities to the people and also to reduce the gap in requirement and availability of skilled manpower in food processing sector. To raise the standards of food safety and hygiene to meet the norms setup by FSSAI. To facilitate food processing industries to adopt HACCP and ISO certification norms. To augment farm gate infrastructure, supply chain logistics, storage and processing capacity. To provide better support system to organized food processing sector.
 Category Covered	Spices, oleoresins, food flavors and colors processing enterprises
 Beneficiaries	All implementing agencies/ organizations such as Govt. /PSUs/ JVs/ NGOs/ Cooperatives/ SHG's/ Private Sector/ Individuals engaged in establishment/ up- gradation/ modernization of food processing units would be eligible for financial assistance under the scheme.
Component	Benefits
Scheme on technology upgradation /establishment / modernization of food processing industries	<ul style="list-style-type: none"> Grant-in-aid @33.33% of the cost of P&M and TCW Up to max. of INR 75 lakhs
Scheme of promotional activities	<ul style="list-style-type: none"> Assistance up to 50% of cost of organizing the conferences/ seminars/ workshops. Up to max. INR 4 lakhs. When the state mission directorate of SMFP sponsors / co-sponsors such events, there would be no financial ceilings.
For studies/surveys/ feasibility reports	<ul style="list-style-type: none"> @50% of cost for conducting studies or surveys related to food processing sector/ preparation of feasibility reports/DPRs/impact of policies & schemes/assess losses & wastage of various crops postharvest. Up to max. INR 4 lakhs. When the state mission directorate of SMFP commissions the study/ survey, there would be no financial ceilings.
Primary processing centers/collection centers	<ul style="list-style-type: none"> Grant-in-aid @75% of the eligible project cost for primary processing centers/ collection centers. Up to max. INR 2.5 Cr Cost of land, preoperative expenses, margin money for working capital and contingency, non-technical civil works and P&M not directly related will not be eligible.
Source: www.himachal.nic.in	

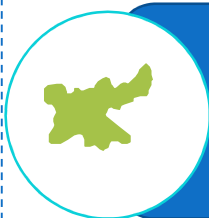


Jammu & Kashmir

- Total area under spices cultivation: 4.93 thousand hectares
- Total spices production: 1.16 thousand tonnes
- Key spices: saffron, red chillies, garlic







 Name of Scheme	Central Sector Scheme for Industrial Development of Jammu & Kashmir
 Nodal Agency	Jammu & Kashmir Development Finance Corporation Ltd.
 Timeframe	Currently up to 30 th September 2037
 Category Covered	Agriculture & Food Processing
Component	Benefits
Capital investment	<ul style="list-style-type: none"> • For new/ existing units with substantial expansion with investment up to INR 50 Cr in P&M in Zone A & Zone B • Incentive @ 30% of investment made in P&M in Zone A up to INR 5 Cr • Incentive @ 50% of investment made in P&M in Zone B up to INR 7.5 Cr
Capital interest subvention	<ul style="list-style-type: none"> • Incentive on the loan up to INR 500 Cr availed on investment made in eligible P&M for new units • Interest subvention @ 6% for a max 7 years from any date post application date for scheme registration • Applicable on the loans availed from a Scheduled Commercial Banks or Financial Institutions registered by RBI
GST linked incentive	<ul style="list-style-type: none"> • Incentive capped at 300% of the eligible value of investment in P&M • Incentive up to 100% of gross payment of GST for max 10 years • Amount of incentive paid in a FY will not exceed one-tenth of the total amount of eligible incentive
Working capital interest subvention	<ul style="list-style-type: none"> • Interest subvention @ 5% on working capital loan • Up to max. 5 consecutive years from the date of grant of registration • Max. benefit up to INR 1 Cr in 5 years
 Name of Policy	Jammu & Kashmir Industrial Policy
 Nodal Agency	Department of Industries & Commerce
 Timeframe	Currently up to 01 st April 2031
	Agriculture & Food Processing

Category covered	
Component	Benefits
Exemption of stamp duty & court fee	<ul style="list-style-type: none"> 100% exemption of stamp duty on land transactions in Govt Industrial estates.
Subsidy on procurement of quality certificate	<ul style="list-style-type: none"> 30% of total cost of certification up to INR 2 lakhs. Can be availed once. On certifications like ISO, ISI, BIS, FPO, BEE, AGMARK, ECOMARK, ZED & etc.
Subsidy on automation	<ul style="list-style-type: none"> 25% of expenditure up to INR 2 lakhs. On automation /software /hardware /Business Processes Re-engineering through IT /Online Pollution control devices.
Subsidy on pollution control devices	<ul style="list-style-type: none"> 60% of cost of pollution control devices up to INR 50 lakhs.
Green and environment protection initiative	<ul style="list-style-type: none"> 50% subsidy on expenditure incurred. On installation of new equipment of rainwater harvesting, wastewater recycling, zero discharge process/solid waste management
Turnover incentive	<ul style="list-style-type: none"> Micro units: 3%; up to INR 10 lakhs p.a. for 5 years SME & Large units: 2%; up to INR 50 lakhs p.a. for 5 years Capped at INR 50 Cr annually
SGST incentive	<ul style="list-style-type: none"> For existing units registered under GST in the UT of J&K on or before 31.03.2021 100% net SGST reimbursement for 10 years from 01.04.2021
Subsidy on DG Set	<ul style="list-style-type: none"> 100% subsidy on purchase & installation On DG set capacity of 10 KW to 2000 KW Expansion units will be eligible for incremental power load only Max benefit up to <ul style="list-style-type: none"> Zone A: 40 lakhs Zone B: 45 lakhs
*Subject to the fact that investment has not been claimed under similar scheme *Zone A and B as defined by Govt of J&K and as specified in individual guidelines	
 Name of Policy	Holistic Agriculture Development Plan
 Timeframe	Up to 2028
 Category Covered	Saffron, Kalazeera, Chillies
Promotion of spices (Saffron, Kalazeera, Chillies) in the field of production of quality planting material, diversification of niche crops in potential areas, value addition & marketing, human resource development & research & development with a total financial allocation of ~Rs 120 Crores.	
Source: http://jkindustriescommerce.nic.in/Orders%202021/117%20IND%20OF%202021.pdf ; https://dpiit.gov.in/notification-new-central-sector-scheme-industrial-development-jammu-and-kashmir ; https://diragrikmr.nic.in/B_Saffron.html	



Jharkhand

- Total area under spices cultivation: 0.36 thousand hectares
- Total spices production: 5.25 thousand tonnes
- Key spices: ginger, turmeric

 Name of Policy	Jharkhand Food Processing Industry Policy 2015
 Nodal Agency	Department of Industries
 Timeframe	Launched in 2015
 Objectives	<ul style="list-style-type: none"> • To increase the level of processing, reduction of wastage, value addition, enhance the income of formers as well as increase exports thereby resulting in overall development of food processing sector. • To increase the level of processing, reduction of wastage, value addition of minor forest produce and herbal produce of Jharkhand to enhance the income level of tribal peoples and forest dwellers. • To extend the financial assistance for establishment of new food processing units as well as technology upgradation and expansion of existing units in the state. • To provide integrated and complete cold chain and preservation infrastructure facilities from the farm gate to the consumer or from the production site to the market. Pre-cooling facilities at production sites, reefer vans, and mobile cooling can be assisted under the policy. • To link groups of producers to the processors and markets through well-equipped supply chain. • To create effective backward linkages and empowerment of farmers.
 Category Covered	Spices, oleoresins and food flavor processing units
 Beneficiaries	Government Department/ PSUs/ FPOs/ producer companies/ JVs/ NGOs/ Cooperatives/ SHGs/ private sector companies /individuals engaged in establishment/ upgradation/modernization of food processing units/ minor forest product processing units/ herbal product processing units
Component	Benefits
Scheme for processing units (new unit, modernization, upgradation, expansion & diversification)	<ul style="list-style-type: none"> • Financial assistance @35% of cost of P&M and TCW, up to max. INR 500 lakhs in general areas. • Financial assistance @45% of the cost of P&M and TCW, up to max. INR 500 lakhs in ITDP areas.
Cold chain, value addition and preservation infrastructure scheme	<p>General areas:</p> <ul style="list-style-type: none"> • Grant-in-aid @35% of the bank appraised project cost including interest during construction, up to max. of INR 7 Cr per project. The

	<p>cost of land and pre-operative expenses will not be eligible for the purpose of calculation of grant-in-aid.</p> <ul style="list-style-type: none"> • Interest subsidy @6% for 5 years, up to max INR 2 Cr per project or actual interest on term loan, whichever is less. <p>ITDP areas:</p> <ul style="list-style-type: none"> • Grant-in-aid @50% of the bank appraised project cost including interest during construction, up to max. of INR 7 Cr per project. The cost of land and pre-operative expenses will not be eligible for the purpose of calculation of grant-in-aid. • Interest subsidy @7% for 7 years, up to max INR 3 Cr per project or actual interest on term loan <p>Interest during construction:</p> <ul style="list-style-type: none"> • Interest during construction for the actual period taken for completion of the project or 18 months from the date of approval of the project, whichever is less.
<p>Scheme for primary processing centers/ collection centers in rural areas</p>	<ul style="list-style-type: none"> • Grant-in-aid @50% of the bank appraised project cost for the primary processing center/ collection center in the general areas and @75% in ITDP areas. • Cost of land, preoperative expenses, margin money for working capital and contingency, Non TCW and P&M not directly related to the primary processing center/ collection center will not be eligible for calculating eligible project cost.
<p>Scheme for mega projects in food processing</p> <p>(for bank appraised cost >INR 30 Cr, excl. working capital)</p>	<p>General areas:</p> <ul style="list-style-type: none"> • Grant-in-aid @35% of bank appraised project cost including interest during construction, up to max. of INR 12 Cr per project. The cost of land and pre-operative expenses will not be eligible for the purpose of calculation of grant-in-aid. • Interest subsidy @6% for 5 years, up to max INR 2 Cr per project or actual interest on term loan, whichever is less. <p>ITDP areas:</p> <ul style="list-style-type: none"> • Grant-in-aid @50% of the bank appraised project cost including interest during construction, up to max. of INR 12 Cr per project. The cost of land and pre-operative expenses will not be eligible for the purpose of calculation of grant-in-aid. • Interest subsidy @7% for 7 years, up to max INR 3 Cr per project or actual interest on term loan. <p>Interest during construction:</p> <ul style="list-style-type: none"> • Interest during construction for the actual period taken for completion of the project or 18 months from the date of approval of the project, whichever is less.







Source:

<https://www.jharkhand.gov.in/PDepartment/ViewDocument?id=D014DO002SD00230052019043837665#:~:text=The%20Jharkhand%20Food%20Processing%20Industry%20Policy%202015%20aims%20at%20creating,of%20marketing%20network%2C%20development%20promotion%2C>



Karnataka

- Total area under spices cultivation: 368.35 thousand hectares
- Total spices production: 732.41 thousand tonnes
- Key spices: ginger, red chillies, turmeric









 Name of Policy	Karnataka Agri-Business & Food Processing Policy, 2015	
 Nodal Agency	Agriculture, Horticulture, Fisheries, Animal Husbandry, Cooperation and Commerce & Industries Department	
 Timeframe	Launched in 2015	
 Objective	<ul style="list-style-type: none"> • To increase the value addition and reduce wastage, thereby increasing the income of farmers. • To maximize direct and indirect employment generation opportunities. • To create necessary supply chain like transportation, warehouses and cold storage in agro-processing sector. • To increase the flow of investments across the supply chain from farm to market. • To extend the supply chain and infrastructure opportunity in rural area. 	
 Category Covered	Spices processing except the following processes such as masala making without cold process grinding; powder of chilly, turmeric, masala, spices, curry, sambar except those having FSSAI certification	
 Beneficiaries	Food processing enterprises	
Component	Benefits	
	<i>MSME category</i>	<i>Large- & small-scale industries</i>
Investment promotion subsidy	<ul style="list-style-type: none"> • @35% of value of fixed assets. • Up to max. INR 65 lakhs. 	-
Stamp duty exemption	<ul style="list-style-type: none"> • @100% exemption irrespective of zonal classification. 	<ul style="list-style-type: none"> • @100% exemption irrespective of zonal classification.
Concessional registration charges	<ul style="list-style-type: none"> • Registration charges at a concessional rate @ INR 0.50 per INR 1000, for all loan documents, lease deeds and sale deeds. 	<ul style="list-style-type: none"> • Registration charges at a concessional rate @ INR 0.50 per INR 1000, for all loan documents, lease deeds and sale deeds.
Reimbursement of land conversion fee	<ul style="list-style-type: none"> • 100% reimbursement of land conversion fee for converting the land from agriculture use to industrial use. 	<ul style="list-style-type: none"> • 100% reimbursement of land conversion fee for converting the land from agriculture use to industrial use.

Entry tax exemption	<ul style="list-style-type: none"> • @100% exemption for 3 years on P&M and capital goods for 6 years. • On raw materials, inputs and component parts and consumables. 	<ul style="list-style-type: none"> • @100% exemption on P&M and capital goods entry tax for 3 years for category 'A'. • 100% exemption on P&M and capital goods entry tax for 5 years for category 'B' & 'C'. • From the date of commencement of project implementation.
VAT reimbursement	<ul style="list-style-type: none"> • @75% of net VAT for 5 years. • Up to max. 100% of fixed asset value on yearly basis. 	<ul style="list-style-type: none"> • Category A: 60%, category 'B': 70%, category 'C': 80% • For 5 years. • Up to max. 100% of fixed asset value on yearly basis.
Electricity duty exemption	<ul style="list-style-type: none"> • @100% exemption for 8 years. 	<ul style="list-style-type: none"> • @100% exemption for 8 years.
Market fee exemption	<ul style="list-style-type: none"> • @100% exemption on market fee with respect to agri procurement for 10 years. 	<ul style="list-style-type: none"> • @100% exemption on market fee with respect to agri procurement for 10 years.
ETP subsidy	<ul style="list-style-type: none"> • @75% subsidy on cost of ETP costing less than INR 100 lakhs. • Up to max. INR 50 lakhs. 	<ul style="list-style-type: none"> • @50% subsidy on cost of ETP. • Up to max. INR 1 Cr.
Interest subsidy	<ul style="list-style-type: none"> • @6% on term loans for micro enterprises for 7 years. 	-
Technology subsidy	<ul style="list-style-type: none"> • @50% of the cost of technology adopted from recognized national labs. • Up to max INR 1 Lakh. 	-
Source: https://investkarnataka.co.in/sectors/food-processing/		



Kerala

- Total area under spices cultivation: 160.48 thousand hectares
- Total spices production: 159.99 thousand tonnes
- Key spices: ginger, black pepper, cardamom







 Name of Scheme	Entrepreneur Support Scheme
 Nodal Agency	Directorate of Industries & Commerce
 Timeframe	Ongoing
 Beneficiaries	Food processing sector
Component	Benefits
Fixed capital rebate	<ul style="list-style-type: none"> • Investment in land, building, P&M, electrification, essential office equipment, pollution control devices and other fixed assets are eligible. • For general category assistance @15%, up to max. INR 30 lakhs. • For young (18 to 45 years), women and SC/ ST entrepreneurs, the assistance @20% up to max. INR 40 lakhs. • Enterprises in priority sector are eligible for additional assistance @10% limited to INR 10 lakhs. • MSMEs started in the districts of Idukki, Wayanad, Kasargode and Pathanamthitta are eligible for additional support @10% limited to INR 10 lakhs. • Enterprises set up after acquiring new technology from approved research institutions are eligible for additional support @10% limited to INR 10 lakhs. • The total eligible assistance per enterprise is up to INR 30 lakhs.
 Name of Policy	Grants for Nano Units
 Nodal Agency	Directorate of Industries & Commerce
 Timeframe	Ongoing
 Beneficiaries	Food processing units
Component	Benefits
Margin Money Grant	<ul style="list-style-type: none"> • Up to 40% of the total project cost according applicant category.

	<ul style="list-style-type: none"> • Additional 10% grant for women, youth (age between 18 and 40), differentially abled persons, ex-servicemen, and persons belonging to SC/ ST category. • Up to max. INR 4 lakhs per unit.
Interest subvention to nano household enterprises	<ul style="list-style-type: none"> • @6% per annum for the term loan availed by the unit on reimbursement basis for 3 years. • @8% per annum for women/ SC/ ST enterprises for 3 years. • Limited to fixed % of the composite investment upon P&M, other fixed assets including essential office equipment and electrification.
<p>Source: https://www.investindia.gov.in/state/kerala/food-processing-incentives#sections-2 https://www.industry.kerala.gov.in/index.php/schemes-mainmenu/margin-money-grand-to-nano-units-schemes https://www.industry.kerala.gov.in/index.php/schemes-mainmenu/interest-subvention-scheme-to-nano-units-schemes</p>	



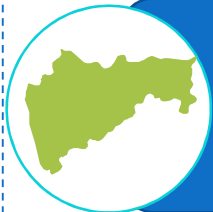
Madhya Pradesh

- Total area under spices cultivation: 736.36 thousand hectares
- Total spices production: 3539.60 thousand tonnes
- Key spices: garlic, ginger, coriander

 Name of Policy	Industrial Promotion Policy, 2019	
 Nodal Agency	M.P. Industrial Development Corporation	
 Timeframe	Till it is amended by the Government	
 Objective	<ul style="list-style-type: none"> • To increase the flow of investments across the supply chain from farm to market. • To increase value addition and reduce wastage thereby increasing the income of farmers. • To maximize direct and indirect employment generation opportunities. • To create the necessary supply chain like transportation, warehouses and cold storage in the food processing sector. • To extend the supply chain and infrastructure opportunities in rural areas. • To promote establishment of enterprises in food parks/ mega food parks. 	
 Category Covered	Units involved in manufacture of food additives, preservatives, colors and fragrance from agriculture, forestry and horticulture produce	
 Beneficiaries	Food processing industries	
Components		
Benefits		
Schemes	For small and medium enterprises	For large scale enterprises
Investment promotion assistance	<ul style="list-style-type: none"> • @100% of VAT & central sales tax for 10 years. 	-






	<ul style="list-style-type: none"> Up to max. 200% of investment. 	
Assistance on electricity consumption	<ul style="list-style-type: none"> @INR 1 per unit. For 5 years from the date of production/commercial commencement. 	<ul style="list-style-type: none"> @INR 1 per unit or 20%, whichever is less. For 5 years from the date of production/ commercial commencement.
Reimbursement on obtaining Quality Certification	<ul style="list-style-type: none"> @50% of the fee for obtaining certifications such as HACCP, GMP, ISO 9000, AGMARK, GLP, TQM. Up to max. INR 5 lakhs. 	-
Mandi fee exemption	-	<ul style="list-style-type: none"> Exempted from the mandi fee for purchase of agricultural produce from the state. Up to max. 50% of investment in P&M for 5 years whichever is less.
Reimbursement for Promotion of Research and Development	<ul style="list-style-type: none"> Reimbursement of INR 5 lakhs per patent. On transfer of technology from Government Research Institution, reimbursement of 50% of the expenditure, up to max. INR 5 lakhs. 	-
Capital subsidy	<ul style="list-style-type: none"> For units having investment up to INR 25 Cr. @25% of investment made in P&M and building for establishment/modernization/ technological upgradation. Up to max. INR 2.5 Cr. 	-
	<ul style="list-style-type: none"> @25% of investment on waste disposal P&M for captive power generation/ production of organic manure from waste/residue Up to INR 1.5 Cr. 	-
	<p>Promotional scheme:</p> <ul style="list-style-type: none"> @50% grant-in-aid for organizing national/ international workshops/ seminars; up to max. INR 3 lakh. @50% financial assistance for institutions participating in National/ International level fair/exhibition related to food processing; up to max. INR 3 lakhs. 	-
	<ul style="list-style-type: none"> Financial assistance @50% for setting up primary processing and collection centers specifically in rural areas. Up to max. INR 1 Cr. 	-
Electricity duty exemption	-	<ul style="list-style-type: none"> Up to 5 years for 33 KV connections.

		<ul style="list-style-type: none"> • Up to 7 years for 132 KV connections. • Up to 10 years for 220 KV connections.
Source: https://invest.mp.gov.in/policy-acts-rules/		



Maharashtra

- Total area under spices cultivation: 128.48 thousand hectares
- Total spices production: 581.03 thousand tonnes
- Key spices: turmeric, ginger, garlic






	Name of Policy	Maharashtra State Food Processing Policy 2017
	Nodal Agency	Agriculture, Animal Husbandry, Dairy Development and Fisheries Department Government of Maharashtra
	Timeframe	Currently up to 2024
	Objective	<ul style="list-style-type: none"> • To ensure that Maharashtra state continues to be the most preferred investment destination in food-processing sector in India. • To achieve double digit growth rate of food processing industry sector every year. • To increase the farmers income by the participation of Food Industry sector in the next five years. • Employment generation for about 5 lakh skilled and semi-skilled manpower. • By reducing wastages and increasing value addition, ensure better prices for farmers while ensuring availability of affordable and quality produce to consumers. • To address the challenges of malnourishment and malnutrition by ensuring availability of nutritionally balanced foods. • To make food processing more competitive and future ready through creation of adequate infrastructure facilities along the supply chain, use of modern technology and innovation, promoting traceability, food safety, encouraging optimum capacity utilization of assets and resources. • To trigger process of balanced regional development by promoting processing of locally produced food crops.
	Beneficiaries	Food processing units
Component		Benefits
Chief Minister's Food Processing Scheme		<ul style="list-style-type: none"> • Capital Subsidy @30% of the cost of project comprising of technical civil work and P&M, storage structure etc.

	<ul style="list-style-type: none"> Up to INR 50 lakhs.
GST exemption	<ul style="list-style-type: none"> Subsidy exemption in GST will be given to the goods manufactured by the industries.
Water supply	<ul style="list-style-type: none"> Micro, small and medium food processing industries will not require permission to lift the water for processing units. Exemption of 75% for water supply and for electricity subsidy, INR 1 lakh for water supply, up to INR 2 lakhs for electricity supply. @50% of the capital cost for water storage energy generation can be approved for the eligible industries, up to INR 5 lakhs.
Stamp duty exemption	<ul style="list-style-type: none"> @100 % Stamp Duty exemption for requisition land for eligible large units.
Non agriculture permission exemption	<ul style="list-style-type: none"> Micro, small and medium food processing industries will not require non-agriculture permission for land use for food processing industry.
Raw material availability	<ul style="list-style-type: none"> Amendments in the APMC Act facilitating direct purchase of agricultural produce from producer farmers, private market, single license, e-trading and contract farming.
Pollution control	<ul style="list-style-type: none"> Environment department's pre sanction will not be required for those agri/ food processing units which could not discharging effluent.
Electricity duty incentive	<ul style="list-style-type: none"> Eligible new units can be exempted from the electricity charges in the districts where there are no industries and even in Naxal-affected areas. @100% exemption in electricity duty in A and B areas for the industry can be extended up to 7 years for large industries. Actual charges for the food processing industry and its related cold chain projects, electric charges will be applied on actual cost up to year 2020. Similarly, concession to electricity tariff, electricity duty and cess as made available to the industries in Marathwada, Vidarbha and North Maharashtra (D and D+ zones) regions, will also be extended to food processing and fruit processing industries established in Konkan region.
Skill development	<ul style="list-style-type: none"> Subsidy @50% will be provided for obtaining industry recognized skill certifications from recognized institutions to Agro and Food Processing units/ infrastructure projects.
Women entrepreneurs in food processing	<ul style="list-style-type: none"> Priority will be given to the projects being set up by 100% women's group in the state-sponsored all food processing scheme, including the Chief Minister's Agriculture and Food Processing Scheme.
Solar power generation facility	<ul style="list-style-type: none"> Exemption of counter veiling charges, if solar electricity is produced by the food processing unit and used at a distance place by feeding the electricity so produced in feeder of distribution company but the wheeling charges will continue to be applicable.
Other incentives	<ul style="list-style-type: none"> Extra 90% incentives to the deserving industry for 1 year. New industrial areas of MIDC, 10 percent of the area is reserved for the micro and small-scale industries.
<p>Source: https://foodprocessingindia.gov.in/uploads/state_ut/MoFP1614056671Maharashtra_Policy_(PPT).pdf</p>	




Manipur

- Total area under spices cultivation: 9.34 thousand hectares
- Total spices production: 66.48 thousand tonnes
- Key spices: ginger, turmeric, red chillies





 Name of Policy	Industrial & Investment Policy of Manipur, 2017
 Nodal Agency	Directorate of Industries & Commerce
 Timeframe	Launched in 2017
 Objective	<ul style="list-style-type: none"> • To create infrastructure facilities, provide incentives and marketing as well as technical support to industries. • To enhance the availability of raw materials in a planned and systematic manner. • To facilitate optimal utilization of the State's natural and human resources. • To create employment opportunities for the people of the State. • To attract investments in the tremendous industrial prospects • To reduce procedural formalities and undue delay in setting up industrial units in the State. • To promote planned industrial development in the State and reduce sectoral and regional imbalance. • To provide skill development and entrepreneurial skills and encourage gainful employment. • To accelerate economic growth in the State through proper linkages of infrastructure, human resource, and administrative support mechanism.
 Beneficiaries	Agro, horti and floriculture-based industries, medicinal and aromatic industries, spices
Component	Benefits
Capital investment subsidy	<ul style="list-style-type: none"> • Same criteria as for north east industrial and investment policy. • Additional 2.5% subsidy for sole proprietorship units belonging to ST, SC, women individuals and persons with disability.
Bank linkage for young entrepreneurs	<ul style="list-style-type: none"> • Priority consideration for micro and small entrepreneurs (in thrust area) under 35 years.
Incentives to innovator	<ul style="list-style-type: none"> • Subsidy @35% of the project cost.
Exemption of earnest money and security deposit	<ul style="list-style-type: none"> • 50% exemption for micro and small enterprises from payment of earnest money and security deposit. • 100% exemption for sole proprietorship units belonging to ST, SC, women individuals and persons with disability.
Power subsidy	<ul style="list-style-type: none"> • Concessional prepaid meters for new units.
Tax incentives	<ul style="list-style-type: none"> • For products consumed in the state.

	<ul style="list-style-type: none"> • SGST reimbursement for 5 years from the date of commercial production.
Incentives for manpower development, feasibility study & project report preparation, price preference, quality control, exclusive purchase programme, registering for patents, trademarks, certifications, timely payment of stamp duties & registration fees, non-conventional energy, awards & recognition and marketing promotion.	
Source: https://manipur.gov.in/wp-content/uploads/2017/11/industria-investment-policy-of-manipur.pdf	



Meghalaya


- Total area under spices cultivation: 14.24 thousand hectares
- Total spices production: 71.67 thousand tonnes
- Key spices: ginger, turmeric, cinnamon/tejpatta

 Name of Policy	Meghalaya Industrial & Investment Promotion Scheme,2016		
 Nodal Agency	Directorate of Industries & Commerce		
 Timeframe	Launched in 2016		
 Beneficiaries	Micro, small, medium, large, mega large, ultra large units		
Component	Benefits		
	<i>-Micro/ small enterprises-</i>		
Capital investment subsidy	Unit	As a % of factory building and P&M	Max. ceiling (In INR lakhs)
	Micro	35%	75
	Small	30%	75
Subsidy on feasibility study and project report	<ul style="list-style-type: none"> • 100% subsidy on cost of feasibility/ project report prepared. • Up to max. INR 50,000 & INR 1 lakh for micro and small units respectively. 		
Development subsidy	<ul style="list-style-type: none"> • @75% on charges payable for permission or registration and procurement of know-how from R&D organization. • Up to max. INR 3 lakhs. 		
Interest subsidy	<ul style="list-style-type: none"> • @4% on interest paid on term loans for 5 years. • Up to max. 1 lakh per annum. 		
Power subsidy	<ul style="list-style-type: none"> • @30% on power tariff for loads up to 2 MW for 5 years from the date of commercial production, up to INR 25 lakhs per annum. • @50% on the cost of generating sets including non- conventional/ renewable energy generating sets, up to INR 20 lakhs for all units set up in rural/ urban areas. 		

	<ul style="list-style-type: none"> • 100% subsidy on drawal of power line of ≥ 20 KV including cost of transformer(s) up to INR 10 lakhs provided that the location has been approved by the Government. • 50% on the cost on service connection (excluding internal wiring) up to INR 2 lakhs.
Quality control subsidy	<ul style="list-style-type: none"> • @50% on cost of laboratory equipment for quality control and ISI/BIS certification. • Up to max. INR 5 lakh.
Stamp duty & registration fees subsidy	<ul style="list-style-type: none"> • @75% of the fees paid. • Up to max. INR 3 lakhs.
Additional incentives	<ul style="list-style-type: none"> • Additional 10% on cost of factory building and P&M, up to max. INR 5 lakhs for enterprises set up by women and physically challenged persons • 50% of the lease rent to be paid by physically challenged person in the industrial area/ estate/ growth center. • 25% concession on prevailing lease rent for units being set up by tribal entrepreneurs.
Tax remission	<ul style="list-style-type: none"> • 99% SGST remission on sale of finished goods/ by products within the State for 7 years from the date commercial production. Thus, 1% tax amount payable under SGST to the State. • Similarly, for sale of goods/ by products between interstate: 99% remission of the SGST amount. • For units undergoing expansion of $>25\%$ will be exempt for another 5 years.
CST refund	<ul style="list-style-type: none"> • 100% subsidy for machinery & equipment purchase. • Up to max. INR 25 lakhs.
<i>-Medium/large/mega large/ultra large enterprises-</i>	
Capital investment subsidy	<ul style="list-style-type: none"> • @30% subsidy on cost of factory building and P&M. • Up to max. INR 100 lakhs.
Quality control subsidy	<ul style="list-style-type: none"> • @50% on cost of laboratory equipment for quality control and certification. • Up to max. INR 20 lakh.
Pollution control subsidy	<ul style="list-style-type: none"> • @50% on cost of pollution control measures. • Up to max. INR 25 lakhs.
DG set subsidy	<ul style="list-style-type: none"> • @30% on cost of DG set. • Up to max. INR 50 lakhs.
Stamp duty & registration fees subsidy	<ul style="list-style-type: none"> • @75% of the fees paid. • Up to max. INR 5 lakhs.
CST/VAT remission	<ul style="list-style-type: none"> • 100% CST reimbursement on purchases of such machinery and equipment up to the date of commissioning. • Up to max. INR 100 lakhs. • 99% SGST remission on sale of finished goods/ by products within the State for 7 years from the date commercial production. Thus, 1% tax amount payable under SGST to the state. • Similarly, for sale of goods/ by products between interstate: 99% remission of the SGST amount. • For units undergoing expansion of $>25\%$ will be exempt for another 5 years.

Special incentives for export-oriented units	<ul style="list-style-type: none"> For units exporting 25% of its installed capacity for 3 years Additional subsidy @15% on cost of factory building and P&M. Up to max. INR 50 lakhs.
Special incentives for food processing units	<ul style="list-style-type: none"> Incentives for all sources of taxation on its own brand.
Interest subsidy	<ul style="list-style-type: none"> @4% subsidy on interest paid on term loans for 3 years. Up to max. INR 30,000 per month.
Border area subsidy	<ul style="list-style-type: none"> Additional subsidy @15% on factory building and P&M in border areas within 10 kms from international border. Up to max. INR 50 lakhs.

Source: https://investmeghalaya.gov.in/resources/homePage/17/megeodb/incentives/Incentives_Industries.pdf




Mizoram

- Total area under spices cultivation: 27.82 thousand hectares
- Total spices production: 100.93 thousand tonnes
- Key spices: ginger, red chillies, turmeric

 Name of Policy	Mizoram Industrial Policy 2012	
 Nodal Agency	Commerce & Industries Department	
 Timeframe	Launched in 2012	
 Beneficiaries	Investors/Entrepreneurs	
Component	Eligibility	Benefits
Subsidy on cost of project report	All new industrial unit within 5 years of existence	<ul style="list-style-type: none"> 90% for micro enterprises up to max. INR 5,000 per unit. 75% for small enterprises up to max. INR 25,000 per unit. 50% for medium enterprises up to max. INR 50,000 per unit.
Land Subsidy	New industrial unit established inside notified industrial area within 5 years of existence	<ul style="list-style-type: none"> @25% of the lease fee of allotted developed/ undeveloped land will be subsidized for a period of 5 years unless the claimable amount is not adjusted at the time of payment of such fee or charges. @25% of the cost incurred on development of undeveloped land allotted to the unit will be subsidized.





Factory rent subsidy	New MSME occupying the built-up factory sheds within the declared Industrial Area on monthly/ annual rent basis for a period of 5 years from the date of commencement of production	<ul style="list-style-type: none"> 50% of the duly assessed rent of factory shed subject to a ceiling of INR 30,000 per unit per year.
Manpower development subsidy	New and existing industrial units	<ul style="list-style-type: none"> 50% of course fee for training subject to a ceiling of INR 10,000 per trainee and INR 50,000 per unit per year.
Interest subsidy	New industrial unit	<ul style="list-style-type: none"> Interest on loan paid >8.5% shall be subsidized up to max. 4%. Subsidy shall be limited to a claim on a total amount not exceeding INR 3,60,000 paid by an industrial unit towards interest on term loan in a full year. However, for working capital loan, the total amount paid towards interest on which subsidy can be claimed shall be limited to INR 1,20,000 in a full year. If the unit avail interest subsidy under NEIIPP, only the shortfall amount, if any, will be applicable for interest subsidy on working capital loan.
Power subsidy	New MSME for a period of 5 years from the date of commencement of production	<ul style="list-style-type: none"> 60% of total expenditure on power consumption in case of micro enterprises. 50% of the total expenditure on power consumption in case of small enterprises. 30% of the total expenditure on power consumption in case of medium enterprises.
Subsidy on power line	New MSME for a period of 5 years from the date of commencement of production	<ul style="list-style-type: none"> 50% of the actual expenditure to a ceiling of INR 50,000 per unit.
Subsidy on power generating set	New MSME for a period of 5 years from the date of commencement of production	<ul style="list-style-type: none"> 50% of the cost of captive generating set and installation charge thereof, up to max. INR 3 lakhs per unit.
State transport subsidy on P&M	New MSME for a period of 5 years from the date of commencement of production	<ul style="list-style-type: none"> 50% of the actual cost of transportation by railway or on road or both of P&M.

Source: <https://industries.mizoram.gov.in/page/state-government-incentives>



Nagaland







- Total area under spices cultivation: 10.65 thousand hectares
- Total spices production: 43.26 thousand tonnes
- Key spices: ginger, garlic, turmeric

 Name of Policy	State Industrial Policy 2017
 Nodal Agency	Department of Industries & Commerce
 Timeframe	Ongoing
 Beneficiaries	Food processing units
Component	Benefits
Manpower subsidy	<ul style="list-style-type: none"> • 25% of the actual wage bill for local tribal employees employed by eligible units up to three years from the date of production. • Up to max. INR 1 lakhs annually for those units where investment in P&M is INR 5 lakhs to INR 25 lakhs. • Up to max. INR 2.5 lakhs annually for those units where investment in P&M is INR 25 lakhs to INR 100 lakhs • Up to max. INR 5 lakhs annually for those units where investment in P&M is > INR 100 lakhs.
Power subsidy	<ul style="list-style-type: none"> • Subsidy on power @30% and @25% for connected loads up to 1 MW and above 1 MW respectively. • For five years from the date of commercial production. • Up to max. INR 2 lakhs annually. • This will be a reimbursement scheme on actual consumption of power for manufacturing process substantiated with requisite details.
Drawal of power line	<ul style="list-style-type: none"> • Cost of drawal of 33/11 KV line to eligible units located in the state. • Reimbursed for one-time only subject to a ceiling of INR 2 lakhs.
Source: https://industry.nagaland.gov.in/state-industrial-policy-2000-revised-2004/	



Odisha

- Total area under spices cultivation: 152.45 thousand hectares
- Total spices production: 418.73 thousand tonnes
- Key spices: ginger, red chillies, turmeric

 Name of Policy	Odisha Food Processing Policy 2022			
 Nodal Agency	MSME Department			
 Timeframe	Currently up to 31 st March 2024			
 Objective	<ul style="list-style-type: none"> • To encourage & enable local entrepreneurs to setup food processing enterprises • To increase the flow of private sector investments across the value chain from farm gate to market • To provide enabling infrastructure by promoting establishment of food processing parks and common facilities in terms of warehouses, cold storages & cold chain infrastructure, laboratories, packaging. • To encourage value addition, increase shelf-life & reduce wastage, thereby increasing employment and income to the local farmers and entrepreneurs. • To support capacity building in terms of skilling of human resource required by the food processing industry. • To promote product/ process innovation, research and development and encourage technology up-gradation. • To enhance competitiveness of the local food processing industry for both domestic and international markets. 			
 Category Covered	Food processing units			
 Beneficiaries	Food processing enterprises with investment in P&M up to INR 50 Cr			
Component	Benefits			
Capital investment subsidy	New and existing food processing enterprises undertaking expansion/modernization/ diversification, with investment in P&M up to INR 50 Cr.			
	<i>Sl. No.</i>	<i>Category</i>	<i>Quantum</i>	<i>Maximum Limit</i>
	1	General food processing enterprise	@30% of capital investment made in P&M.	Up to INR 3.5 Cr.
2	Enterprise owned by SC/ ST/ PwD/ women/ technical entrepreneur (degree/ diploma in	@35% of capital investment made in P&M.	Up to INR 4 Cr.	






	food technology/ B.Sc. Agriculture/ B.Sc. Horticulture/ B.Sc. Veterinary Science or similar qualification in food processing sector)		
	3 Enterprise set-up in: <ul style="list-style-type: none"> Industrially backward districts Designated IDCO industrial estates, industrial areas, designated aqua parks or along Biju expressway highway corridor 	Additional CIS @5% of capital investment made in P&M, up to max. INR 50 Lakhs over and above the limits specified above (SI No. 1,2).	
	4 Anchor Industry	@30% of capital investment made in P&M.	Up to INR 5 Cr.
	5 Enterprises with Captive solar power plant	Additional CIS @25% of the cost of setting up captive solar power plant, up to max. INR 25 Lakhs over and above the limits specified above (SI No. 1,2,3).	
Assistance for reefer vehicles	<ul style="list-style-type: none"> Credit linked back ended subsidy @35% of the cost of standalone new reefer vehicle(s) / mobile pre-cooling van(s) up to max. of INR 25 Lakhs shall be provided for carrying & transporting both horticulture & non horticultural produce. 		
Assistance for setting up mega food park / sea food park /state food park	<ul style="list-style-type: none"> Financial assistance @20% of the project cost (excluding cost of land). Up to INR 15 Cr. For SPV promoting mega food park/ sea food park/ state food park. Subsidy can also be provided in the form of equity participation through IDCO/ OSIC subject to approval of the competent Government Authority or Committee. Should have been approved under the Mega Food Park Scheme (MFPS) scheme of Government. of India or as 'State Food Park' by Government of Odisha. Max. assistance from all sources <=75% of project cost (excluding cost of land) 		
Assistance for human resource development	<ul style="list-style-type: none"> One-time capital grant @50% of the cost up to INR 1 Cr will be provided to recognized University/ Institution in the state for creation of infrastructure facilities for running a recognized degree/ diploma course in food processing technology. Assistance will be limited for pilot projects, laboratory equipment, technical/ academic books/ journals, facilities of testing food items. Financial assistance up to INR 3 Lakhs per ESDP (of 25 to 30 trainees) will be provided to Government ITIs/ Government polytechnics/ IEDO/ OUAT/ industries associations for conducting a 30-day certificate programme on food processing, with prior approval of MSME Department. 		
Promotional activities	<i>For organizing seminar/workshops:</i>		

	<ul style="list-style-type: none"> Assistance up to a ceiling of INR 2 Lakhs per event organized by ITIs/ IEDO/ OUAT/ APICOL/ DEP&M/ IIP/ Industries Associations with prior approval of the MSME Department. <p>Support to exhibitions/fairs:</p> <ul style="list-style-type: none"> Quantum of assistance shall be provided with prior approval of the MSME Department. <p>Domestic study tour/ exposure visit:</p> <ul style="list-style-type: none"> Assistance @50% of expenditure for a maximum of 2 batches (10-25 persons per batch) per annum up to INR 2 Lakhs per batch shall be provided with prior approval of the MSME Department. In case of Government representatives, TA, DA, etc. shall be admissible as per OTA Rules. <p>Conducting studies/ surveys/ feasibility report:</p> <ul style="list-style-type: none"> Assistance up to 50% of the cost, subject to a maximum of INR 4 Lakhs shall be provided with prior approval of the MSME Department When the Government/ Government Organizations commissions the study/ survey, there will be no financial ceiling.
<p>Source: https://investodisha.gov.in/policy-framework/sectoral-policies/food-processing-policy-2022/</p>	



Punjab

- Total area under spices cultivation: 30.97 thousand hectares
- Total spices production: 112.47 thousand tonnes
- Key spices: garlic, red chillies, dill/poppy/celery

 Name of Policy	Agri & Food Processing Policy
 Nodal Agency	Punjab Bureau of Investment Promotion
 Timeframe	Ongoing
 Category Covered	Spice processing
 Beneficiaries	Food Processing Units
For Anchor Units	
<i>Minimum investment: INR 50 Cr & minimum direct employment: 500 persons</i>	
Component	Benefits
GST reimbursement	<ul style="list-style-type: none"> Reimbursement on inter and intra state sales for 15 years. Recovery of up to 200% of FCI. Land cost is included in FCI.







Employment subsidy	<ul style="list-style-type: none"> Up to INR 48,000 per employee per year for 5 years with no domicile restrictions.
Electricity duty exemption	<ul style="list-style-type: none"> 100% electricity duty exemption for 15 years.
Land CLU & stamp duty exemption	<ul style="list-style-type: none"> 100% exemption of land CLUD/ EDC charges & stamp duty.
Property tax exemption	<ul style="list-style-type: none"> 100% exemption of property tax for 10 years.
Market duty exemption	<ul style="list-style-type: none"> 100% exemption from the condition of the license issued by PAMB for setting up private market yard from payment of 2% over and above MSP.
Market fee and rural development fee exemption	<ul style="list-style-type: none"> 100% exemption of market fee, rural development fee and other state taxes for purchase of raw material up to 10 years.
For Non-Anchor Units <i>Agri & Food Processing is defined as Thrust Sector</i> <i>Incentives to Thrust (MSME & Large) sector units</i>	
Component	Benefits
GST reimbursement	<ul style="list-style-type: none"> GST reimbursement on inter and intra state sales for 10 years. Recovery of up to 125% of FCI. Land cost is a part of FCI.
Electricity duty exemption	<ul style="list-style-type: none"> 100% electricity duty exemption for 10 years.
Land CLU & stamp duty exemption	<ul style="list-style-type: none"> 100% exemption of land CLU/ EDC charges & stamp duty.
Property tax exemption	<ul style="list-style-type: none"> 100% exemption of property tax for 10 years.
Market fee and rural development fee exemption	<ul style="list-style-type: none"> 100% exemption of market fee, rural development fee and other state taxes for purchase of raw material up to 10 years.
Additional incentives to MSME Units <i>Additional Incentives over and above incentives offered in thrust sector</i>	
Other additional incentives	<ul style="list-style-type: none"> 5% per annum interest subsidy in border districts and Kandi Area and SC/women entrepreneurs up to INR 10 Lakhs per year for 3 years. Reimbursement of 50% of expenses up to INR 5 lakhs under ZED scheme of GoI. 100% reimbursement of expenses in quality certifications up to INR 10 lakhs. 1% of FoB value or actual freight paid from the place of manufacture to shipment, whichever is less up to INR 20 Lakhs per annum. Assistance for finance, technology, infrastructure, marketing & exports etc.
Source: http://investpunjab.gov.in/assets/docs/agriculture_Collateral.pdf	

**The new policy is under discussion and will be available by March 2023.*



Rajasthan

- Total area under spices cultivation: 961.66 thousand hectares
- Total spices production: 1203.20 thousand tonnes
- Key spices: garlic, cumin, coriander

 Name of Policy	Rajasthan Agro Processing, Agri-Business & Agri-Export Promotion Scheme 2019			
 Nodal Agency	Department of Agricultural Marketing & Agri-business			
 Timeframe	Currently up to 31st March 2024			
 Objective	To make Rajasthan as a production and supply hub of processed agricultural products and a destination of choice for investors, processors and exporters			
 Category Covered	Spice processing			
 Beneficiaries	Individuals, group of farmers/ growers, FPOs/ FPCs registered under respective Companies Act/ Cooperatives Societies Act/ Societies Registration Act (with min. 50 members), partnership/ proprietary firms, LLP, companies, corporations, SHGs, cooperatives, cooperative marketing federations engaged in agro & food processing			
Component	Benefits			
Capital investment subsidy	<i>Category</i>	<i>Rate of subsidy as a % of eligible FCI or actual cost</i>	<i>Subsidy ceiling (In INR Lakhs)</i>	<i>Remarks</i>
	Farmers or their organization	50%	100	
	Entrepreneurs other than farmers or their organization	25%	50	
Top up capital investment subsidy				No top up subsidy shall be allowed

<i>Category</i>	<i>Rate of subsidy as a % of eligible FCI or actual cost</i>	<i>Subsidy ceiling (In INR Lakhs)</i>	<i>Remarks</i>
Farmers or their organization	10%	100	Projects sanctioned under PMKSY/ MIDH/ NHB Scheme of GoI in Mega Food Parks, Agri Clusters declared by Government and, refer vehicle shall be eligible. Similar benefits shall also be available as top up subsidy for projects sanctioned under NHB/ MIDH/ MoFPI/ ISAM scheme for creating primary processing centers/ collection centers in rural areas for fruits & vegetables units or for other commodities/ activities declared eligible by the Government.
Entrepreneurs other than farmers or their organization	10%	50	

<i>Category</i>	<i>Rate of subsidy</i>	<i>Subsidy ceiling (INR Lakhs)</i>	<i>Max. Capital & interest subsidy ceiling (INR Lakhs)</i>
1. For all types of entrepreneurs	5%	50	100
a. for Agro-processing units			
b. for agro infrastructural projects	5%	100	150
2. Units with 100% ownership of SC/ ST /women/ young entrepreneurs age below 35 years	6%	Agro processing: 50 Agro Infrastructural: 100	Agro processing: 100 Agro Infrastructural: 150
3. Units set up in the TSP or Backward districts notified by the Government	6%	Agro processing: 50 Agro Infrastructural: 100	Agro processing: 100 Agro Infrastructural: 150


Interest subsidy on term loan

	<p>from time to time</p> <p>4. Units with 100% ownership of farmers/ FPOs/ FPCS/ similar farmer organizations</p>	6%	All type of projects: 100	200
Freight subsidies on export of spices and processed agri products	<p>For ordinary produce:</p> <p>a. Surface transport: 25% subsidy on actual transport charges up to max. of INR 800 per ton, whichever is less, from purchasing area/mandi to port.</p> <p>b. Sea transport: INR 6000 per container (20 feet/weight 20 metric ton)/ INR 12,000 per container (40 feet/weight 40 metric ton) up to a maximum of INR 800 per ton, whichever is less, from port to the destination port of importer.</p> <p>The max. freight subsidy under shall be INR 15 lakhs per beneficiary per year for a max. period of 3 years.</p> <p>For organic produce:</p> <p>a. Surface transport: 40% on actual surface transport charges up to max. INR 1,000 per ton, whichever is less, from purchasing area/mandi to port.</p> <p>b. Sea transport: INR 10,000 per container (20 feet/weight 20 metric ton)/ INR 20,000 per container (40 feet/weight 40 metric ton) up to a maximum of INR 1,500 per ton, whichever is less, from port to the destination port of importer.</p> <p>The max. freight subsidy under shall be INR 20 lakhs per beneficiary per year for a max. period of 5 years.</p>			
Electricity related concessions and adoption of solar energy	<ul style="list-style-type: none"> • Electricity tariff subsidy @ INR 1/ kWh with a max. INR 2 lakhs per year for a period of 5 years shall be reimbursed for all eligible units availing capital subsidy under the scheme. • Additional subsidy @ 30% of the cost of solar power plant subject to a max. INR 10 lakhs for all eligible units availing capital subsidy under the scheme. • Can avail benefit of either of the above two assistance during period of 5 years commencing from the date of commercial production/ operation of the unit. • Enterprise opting for solar plant installation at a later stage after commissioning of the project shall be eligible for remaining amount of assistance after deducting the electricity tariff subsidy already paid at the time of switching over to the option of availing assistance for solar energy adoption. 			
Market development and diversification	<ul style="list-style-type: none"> • Subsidy of 50% of the cost of sending samples of agri-products of Rajasthan origin abroad for test marketing. • Up to max. INR 50,000 per beneficiary for one sample to one country. 			
Patent/design registration	<ul style="list-style-type: none"> • Reimbursement of fee for registering for Patent and Design under the Indian Patents Act and Indian Design Act. • Up to max. INR 2 lakhs per beneficiary. 			

Quality certification	<ul style="list-style-type: none"> Reimbursement of the prescribed fee for internationally accepted quality/ environmental/ food safety certification, viz., ISO 14001, ISO 9000, HACCP, ISO 22000, GMP, GHP, Organic certification under FSSAI/ NPOP, OHSAS, SA8000, or latest quality certification issued. Up to max. INR 2 lakhs to each enterprise for each certification.
Project development support	<ul style="list-style-type: none"> For enterprises which requires specialized project report, a subsidy of 50% of the cost of preparation of a DPR. Up to max. INR 5 lakhs during a period of 5 years shall be reimbursed. Subsidy will be released only after the commencement of commercial operation of the unit.
Human resource development	<ul style="list-style-type: none"> 50% of prescribed fee or INR 1,000, whichever is less, per trainee per month for 3 years shall be given under following conditions: <ul style="list-style-type: none"> Up to a max. of INR 25 lakhs per institution per year. Institutions recognized/ affiliated with the respective regulatory body or approved by the State Government. Job oriented courses with 3 to 12 months duration. Priority to the state-run skill development institutions. <p>Specialized skill development training programmes may be sponsored under this Scheme in agro processing sector conducted by RSLDC or other institution selected by the Government and will be paid for expenditure incurred on such specialized training programmes.</p>
Research & development	<ul style="list-style-type: none"> Proposal submitted by eligible institution and approved by the State Committee. Eligible for a subsidy of 50% of the cost, up to INR 20 lakhs once in a year.





Source: Government of Rajasthan, Agriculture department

<https://invest.rajasthan.gov.in/policies/Rajasthan-Agri-Business-Policy-2019.pdf>



Sikkim

- Total area under spices cultivation: 42.44 thousand hectares
- Total spices production: 102.94 thousand tonnes
- Key spices: ginger, turmeric, cardamom







 Name of Policy	Sikkim MSME policy, 2022
 Nodal Agency	State level MSME executive committee
 Timeframe	Currently up to 31 st March 2027
 Category covered	Micro, small, medium and large industries
Component	Benefits
Stamp duty	<ul style="list-style-type: none"> 100% exemption.

SGST reimbursement	<ul style="list-style-type: none"> 50% SGST of 3 years from date of commencement of commercial production.
Interest subsidy	<ul style="list-style-type: none"> 25% of first 5 years for credit loan availed for enterprise development. Up to max. INR 2 lakhs per year.
For participation in fairs	<ul style="list-style-type: none"> 50% of transportation cost for participation in national/international trade fairs.
Industrial estate	<ul style="list-style-type: none"> Dedicated estates for developing food parks for promotion of agro-processing related micro and small enterprises. 20% of flatted factory/ industrial estate area reserved for women entrepreneurs/ PwD/ SC/ ST and entrepreneurs from rural areas.
Marketing assistance	<ul style="list-style-type: none"> 100% exemption of tender fee and earnest money to micro and small enterprises. 15% price preference to micro and small units at the time of tender quote. Insurance cover for goods and commodities registered under RCMC for 2 years.
MSME facilitation	<ul style="list-style-type: none"> @50% reimbursement of cost or maximum of INR 20,000 for preparing DPR from empaneled agencies.
Cluster development	<ul style="list-style-type: none"> Assistance up to max. INR 20 lakhs for implementing agencies for clusters.
Export Facilitation	<ul style="list-style-type: none"> Micro and small enterprises: 50% of reimbursement of logistic expenses through seaports or 30% expenses through airports. Reimbursement of 50% cost on transportation from factory site to ports, 50% cost on warehouse charge and 25% cost on packaging expenses.
Marketing assistance	<ul style="list-style-type: none"> 25% procurement from micro and small enterprises. Min. 5% out of 25% from women entrepreneurs/ PwD/SC-ST and entrepreneurs from rural areas.
Green incentives	<ul style="list-style-type: none"> Reimbursement of 50% cost or INR 1 lakh for water audit and INR 1 lakh for energy audit for 3 years for MSME units.
	<ul style="list-style-type: none"> Reimbursement of 50% cost or INR 1 lakh for creation of greenery in and around the plant site for one time.
Source: https://static.investindia.gov.in/s3fs-public/2022-11/Sikkim%20MSME%20Policy%2C%202022.pdf	



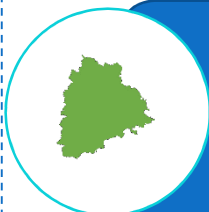
Tamil Nadu

- Total area under spices cultivation: 114.06 thousand hectares
- Total spices production: 195.48 thousand tonnes
- Key spices: turmeric, red chillies, garlic

 Name of Policy	Tamil Nadu Food Processing Policy 2018 & Industrial Policy 2021
 Nodal Agency	Department of Agricultural Marketing & Agri-business
 Timeframe	Launched in 2018
 Objective	<ul style="list-style-type: none"> • Promoting innovative measures for fostering group cooperation in adoption of pre and post-harvest technologies. • Changing the cropping pattern and adoption of high-tech agriculture for quality produce to meet the requirements of food processing units. • Speedy development of infrastructure to promote food processing industry. • Removing statutory/ legal hurdles affecting growth of food processing industry and introducing new provisions to facilitate food processing. • Facilitating financial assistance to entrepreneurs, considering the high-risk factor and capital-intensive nature of the industry. • Creation of reliable information network, data bank etc., so as to provide the entrepreneurs, suppliers and buyers necessary information and services under one roof. • Adopting an integrated and coordinated approach in respect of allied sectors such as agriculture, horticulture, floriculture, aquaculture and animal husbandry activities (dairy, poultry). • Upgrading processing standards by introduction of mechanized cleaning, sorting, grading of agricultural produce and providing facilities for establishing integrated cold chain within the State for perishable produce like fruits, vegetables, poultry, meat, dairy products, marine products, etc. and for processed foods
 Category Covered	Spice products
 Beneficiaries	Food processing units
Component	Benefits
Land allotment	<ul style="list-style-type: none"> • Priority in SIPCOT/ SIDCO lands and industrial complexes. • Mega enterprises with investment >INR 10 Cr are eligible for 99 years of lease. • Small and micro enterprises are eligible for outright sale or lease-based sale as per extant SIDCO policy.






Electricity tax incentive	<ul style="list-style-type: none"> Electricity tax exemption for 5 years for new or expansion manufacturing projects on power purchased from TANGEDCO or generated and consumed from captive sources.
Green Industry incentive	<ul style="list-style-type: none"> Industrial projects undertaking green initiatives for recycling waste and water for industrial use and sustainable energy usage, coupled with online monitoring. 25% subsidy on the cost of setting up of environmental protection infrastructure in the specified solution areas. Max up to INR 1 Cr.
Enhanced incentive for quality certification	<ul style="list-style-type: none"> Projects obtaining certifications like ISO, ISI, BIS, FPO, BEE, AGMARK, and ECOMARK or any other national or international certification. 50% of the total cost incurred for obtaining the certification. Up to INR 1 Cr for the period of investment.
Enhanced incentive for intellectual property creation	<ul style="list-style-type: none"> 50% of the expenditure incurred for patent, copyright, trademarks, GI registration. Up to INR 1 Cr for the period of investment.
Interest subvention	<ul style="list-style-type: none"> Interest subvention of 5% per annum on term loan availed for fixed capital investment.
Increased interest subsidy for women/ SC/ST entrepreneurs	<ul style="list-style-type: none"> Additional 2% interest subvention per annum for term loan availed for fixed capital investment.
Tax incentive-SGST	<ul style="list-style-type: none"> Reimbursement of gross SGST paid by new industrial units with an investment >INR 10 Cr (excl. land cost). In case of units with higher investment the industrial policy will apply.
Stamp duty exemption	<ul style="list-style-type: none"> 100% stamp duty exemption for lease or purchase of land/ shed/ buildings meant for industrial use obtained from SIPCOT. For private lands, stamp duty concession will be 100% back ended subsidy for up to 50 acres on fulfilment of investment and employment commitment.
Market fee exemption	<ul style="list-style-type: none"> F&V purchased directly from FPOs and brought to food parks for processing will be exempt from market fee.
Market assistance	<ul style="list-style-type: none"> Technical assistance by nodal agency. Other subsidies applicable are: <ul style="list-style-type: none"> Exemption in earnest money deposit for participation in tenders. 50% subsidy for hall rent participation in exhibitions. 50% cost of participation in trade fairs and exhibitions in Tamil Nadu.
Transportation assistance	<ul style="list-style-type: none"> Facilitation of subsidies under MoFPI, NHM and MIDH for purchase of reefer vehicles to processing units.
Export incentives	<ul style="list-style-type: none"> Incentives offered to micro, small and medium enterprises under Department of Industries & Commerce also applicable.
Skill development initiatives for worker in the industry	<ul style="list-style-type: none"> Financial support for providing skill building training to new employees under the state skill building mission.

Source: https://cms.tn.gov.in/sites/default/files/documents/TN_Food_Processing_Policy_e_2018.pdf








Telangana

- Total area under spices cultivation: 213.33 thousand hectares
- Total spices production: 780.95 thousand tonnes
- Key spices: red chillies, turmeric, ginger

 Name of Policy	Telangana State–Food Processing and Preservation Policy 2021
 Nodal Agency	Department of Industries & Commerce
 Timeframe	Currently up to 2024-25
 Objective	<ul style="list-style-type: none"> • Create capacities in the state to process the additional production expected across agriculture, horticulture, animal husbandry, dairy, and fisheries sectors due to the significant increase in the irrigation potential of the state. • Provide infrastructure, financial incentives and facilitation to producers and producer collectives/ FPOs/ SHGs to undertake forward integration into the value chain through establishment of food processing enterprises. • Create rural industrial ecosystem through establishment of food processing industries leading to increased economic activity, employment and overall development of rural/ remote/ backward areas of the state providing entrepreneurial opportunities to the vulnerable sections of the society (women, SCs/ STs). • Promote creation of food processing enterprises across the state that enable large scale local demand creation for state’s produce and enable export of processed produce to other states and/or countries.
 Category covered	Food processing enterprises
<p><i>-For units established in special food processing zones-</i> <i>(over and above the industrial policy benefits)</i> <i>(Total incentives, including industrial policy benefits and benefits from other central or state government scheme may not exceed the total fixed capital invested for the project)</i></p>	
Component	Benefits
Interest subvention	<ul style="list-style-type: none"> • @75% of the total interest payable on the term loan. • Up to max. INR 2 Cr. • @85% of interest payable (for FPOs/ SHGs).
Power rebate	<ul style="list-style-type: none"> • @INR 1 per unit for 5 years (industrial policy). • @INR 2 per unit for 5 years.
Reimbursement of APMC fee	<ul style="list-style-type: none"> • @100% reimbursement of APMC fee for 7 years.





Additional incentives for units established by SCs, STs and Minorities	<ul style="list-style-type: none"> Capital grant @15% up to INR 20 lakhs (over & above MoFPI grant). 10% interest subvention on interest payable on the term loan (over & above 75%), up to max. INR 2 Cr. Land cost rebate @33%, up to INR 20 lakhs.
Additional incentives for units established by SHGs and FPOs	<ul style="list-style-type: none"> Capital grant of 15% up to INR 1 Cr (over & above MoFPI grant). 10% interest subvention of the interest payable on term loan (over & above 75%), up to max. INR 2 Cr. Land cost rebate @33%, up to INR 20 lakhs.
Land cost rebate	<ul style="list-style-type: none"> Land cost rebate @25% for the first 20% plots as early bird benefits. 33% rebate for SHG/ FPO/ SC/ ST up to 20 lakhs.
Investment subsidy	<ul style="list-style-type: none"> 15%, up to 1 Cr for SHG/ FPOs.
Net SGST rebate	<ul style="list-style-type: none"> 5-10 Cr inv.): @75% for 5 years. (>10 Cr inv.): @50% for 5 years.
Stamp duty reimbursement	<ul style="list-style-type: none"> @100%
Total incentives, including industrial policy benefits and any benefits accrued from any other Central Government or State Government scheme may not exceed the total FCI for project	
-For large food processing and retail projects-	
Tailor made incentives may be approved through an empowered cabinet sub committee for projects: <ul style="list-style-type: none"> Total fixed capital investment in plant and machinery of more than Rs 100 Crore Direct employment of more than 1,000 persons More than Rs 500 Crore per annum procurement of raw material from Telangana Total procurement of more than INR 100 Crore per annum from enterprises of state's SHGs, and FPOs (under micro franchise model) 	
Source: https://tsfps.telangana.gov.in/wp-content/uploads/2021/08/Telangana-state-food-processing-policy_2021-1.pdf	


 <p>Tripura</p> <ul style="list-style-type: none"> -Total area under spices cultivation: 7.05 thousand hectares -Total spices production: 26.70 thousand tonnes -Key spices: ginger, red chillies, turmeric 	
 Name of Policy	Tripura Industrial Investment Promotion Incentive Scheme
 Nodal Agency	District Industries Centre
 Timeframe	Currently up to 31 st March 2027
 Beneficiaries	Micro, small, medium and large industries
Component	Benefits






Investment subsidy	<ul style="list-style-type: none"> • Non-thrust sector MSMEs: @30% of FCI with ceiling of INR 100 Lakhs per enterprise. • Additional Subsidy for ST/ SC/ PH/ women enterprises @30% or @40% within the upper ceiling of INR 100 lakhs/ INR 125 lakhs. • For Large units @30% or @40% of investment on land & building with upper ceiling of subsidy INR 200 lakhs. • For Private Infrastructure Developer for creation of industrial infrastructure, subsidy will be @30% with upper ceiling of INR 500 lakhs.
Procurement preference	<ul style="list-style-type: none"> • 15% Procurement preference to local manufacturer on all purchases through tenders by State Government agencies on products manufactured in Tripura, subject to 20% value addition within state. • Local enterprises having capacity of partial supply of the tendered quantity/ value shall be allowed to participate in tender process for minimum 40% of the tendered quantity, subject to 20% value addition within state.
Industrial promotion subsidy	<ul style="list-style-type: none"> • 100% reimbursement of net amount of SGST. • Up to max. INR 80 lakhs per enterprise per annum. • Aggregating entitlement for 5 years shall not exceed 150% of investment made in P&M.
Power charges	<ul style="list-style-type: none"> • For units with connected load of >20HP @ INR 5 per unit without any upper ceiling. • For units up to 20 HP reimbursement @ 25% of the power charges paid, up to max. INR 15 Lakhs per enterprise per annum.
Partial reimbursement of interest on term loans	<ul style="list-style-type: none"> • @4% reimbursement of interest paid on term loan. • Up to max. INR 5 Lakhs per enterprise per annum.
100% reimbursement of charges/ fees for obtaining standard certification/ technology knowhow	<ul style="list-style-type: none"> • Full reimbursement of fees/ charges for obtaining of standard certifications & subsequent renewal in 12 selected areas issued by national and inter-national bodies. • One-time full reimbursement of fees payable for getting technical know-how/ technology transfer from any recognized national/ international organizations.
Earnest money and bid security deposits	<ul style="list-style-type: none"> • 100% exemption to local manufacturer from payment of earnest money & bid security deposits on tenders floated by state government agencies for procurement of goods. • Local service sector entrepreneurs eligible for state capital investment subsidy under the industrial policy, 2022 shall also be allowed for the said benefit.
Subsidy on fees paid for credit guarantee trust fund for micro & small enterprises (CGTMSE)	<ul style="list-style-type: none"> • 100% reimbursement for one-time guarantee fees & service fees paid every year by micro & small enterprises for CGTMSE coverage taken on loan granted by banks/ NBFCs.
Export promotion subsidy	<ul style="list-style-type: none"> • @10% reimbursement of value of goods exported to Bangladesh through land custom stations in the state, subject to an upper ceiling of INR 50 Lakhs per annum. • Applicable only for the items manufactured in the state subject to at least 20% value addition within the state.
State transport subsidy	<ul style="list-style-type: none"> • @50% reimbursement of transportation cost of secondary raw materials for local resource-based industry and raw materials required

	<p>for manufacturing of packaging materials in the packaging industries in the state.</p> <ul style="list-style-type: none"> • Transport subsidy for transportation of raw materials from the nearest railway station of seller to the nearest railway station of the buyer as per the railway standard parcel rate. 								
Operational subsidy to industrial units	<ul style="list-style-type: none"> • New eligible industrial unit availed FCI subsidy during the scheme period from any subsidy scheme of State/ Central Government will be provided all operational subsidy under this scheme. 								
Additional subsidy/ incentive to zed certified industrial enterprises	<ul style="list-style-type: none"> • MSMEs having Registration under Udyam Portal and ZED Certification will be provided one-time additional subsidy. <table border="1"> <thead> <tr> <th>Investment in P&M</th> <th>Benefit (In INR lakhs)</th> </tr> </thead> <tbody> <tr> <td>up to INR 1 Cr</td> <td>2</td> </tr> <tr> <td>> INR 1 Cr to INR 10 Cr</td> <td>5</td> </tr> <tr> <td>> above INR 10 Cr</td> <td>10</td> </tr> </tbody> </table>	Investment in P&M	Benefit (In INR lakhs)	up to INR 1 Cr	2	> INR 1 Cr to INR 10 Cr	5	> above INR 10 Cr	10
Investment in P&M	Benefit (In INR lakhs)								
up to INR 1 Cr	2								
> INR 1 Cr to INR 10 Cr	5								
> above INR 10 Cr	10								
Special incentives to industrial enterprises continue to operate for 5 years	<ul style="list-style-type: none"> • Industrial Promotion Subsidy: @ 25% of net of input tax paid after 5 years of operation for further period of 5 years subject to the condition that the aggregate payment of subsidy to any industrial enterprise from the date of commencement shall not exceed 150% of investment in P&M. • Power charges: <ul style="list-style-type: none"> ○ For units having connected load above 20HP @ INR 5 per unit without any upper ceiling. ○ 25% partial reimbursement of power charges for units having connected load up to 20HP up to max. INR 15 lakhs per year. • Employment Cost Subsidy: 50% reimbursement of employer contribution towards payment of EPF and ESI after 5 years of operation. 								

Source: <https://static.investindia.gov.in/s3fs-public/2022-10/THIPS-2022.pdf>

<div style="border: 1px dashed blue; padding: 10px;"> <div style="display: flex; align-items: center;">  <div> <p>Uttar Pradesh</p> <ul style="list-style-type: none"> -Total area under spices cultivation: 430.55 thousand hectares -Total spices production: 319.70 thousand tonnes -Key spices: garlic, red chillies, turmeric </div> </div> </div>	
 Name of Policy	Uttar Pradesh Food Processing Industry Policy 2017
 Nodal Agency	Directorate of Horticulture & Food Processing
 Timeframe	Up to 2022* (*The new policy is under discussion and the guidelines will be released shortly)

 Category Covered	Food processing units
Component	Benefits
Capital investment subsidy	<ul style="list-style-type: none"> @25% up to INR 50 lakhs.
Interest subsidy (-for loans taken on P&M, TCW and spare parts -also on reefer vehicles and mobile pre-cooling vans)	<ul style="list-style-type: none"> @100% for 5 years to micro and small food processing industries. @7% for 5 years for establishments other than micro and small food processing industries. @7% for 5 years for purchase of reefer vehicle/ mobile cooling van.
Export promotion incentive	<ul style="list-style-type: none"> @50% reimbursement of expenses on exporting processed food samples for test marketing, up to INR 2 lakhs per beneficiary. @25% reimbursement of transportation cost up to INR 10 lakhs per annum for 3 years. @20% reimbursement of FoB value up to INR 20 lakhs per beneficiary per annum for 3 years.
Patent registration fee	<ul style="list-style-type: none"> @75% reimbursement of fees for patent registration fee and quality certification fee. @50% reimbursement of fee for internationally accepted quality certification.

 Name of Policy	Uttar Pradesh Industrial Investment & Employment Promotion Policy 2022
 Nodal Agency	Invest UP
 Timeframe	Currently up to 4 th November 2027
 Category Covered	Agro & food processing
 Beneficiaries	Company, partnership firm incl. a LLP, society, trust, industrial cooperative society or proprietary concern engaged or to be engaged in the manufacture, production, processing, contract manufacturing or job work of articles and set up as a new or expansion or diversification project

Component	Benefits			
Investment promotion subsidy	<i>Option 1: Capital subsidy</i>			
	<i>Category</i>	<i>GB Nagar & Ghaziabad</i>	<i>Madhyanchal & Paschimanchal</i>	<i>Bundelkhand & Purovanchal</i>
	<i>Large</i>			
	% of ECI	10%	12%	15%
	Period (in years)	10	10	10

Annual ceiling (In INR Cr.)	5	5	5
<i>Mega</i>			
% of ECI	18%	20%	22%
Period (in years)	12	12	12
Annual ceiling (In INR Cr.)	10	10	10
Annual ceiling incl boosters (In INR Cr.)	15	15	15
<i>Super</i>			
% of ECI	20%	22%	25%
Period (in years)	15	15	15
Annual ceiling (In INR Cr.)	50	50	50
Annual ceiling incl boosters (In INR Cr.)	75	75	75
<i>Ultra</i>			
% of ECI	22%	25%	30%
Period (in years)	20	20	20
Annual ceiling (In INR Cr.)	150	150	150
Annual ceiling incl boosters (In INR Cr.)	210	210	210

Option 2: Net SGST reimbursement subsidy

Reimbursement of 100% of the net SGST amount deposited in State's account; subject to not exceeding the amount of net deposited SGST in a particular financial year.





Particulars	Large	Mega	Super Mega	Ultra-Mega
Annual % of net SGST reimbursement	100%	100%	100%	100%
Period of reimbursement (in years)	6	12	14	16
<i>Gautam Buddh Nagar& Ghaziabad</i>				
Annual Ceiling as % of ECI	16%	7%	6%	5%
Overall Ceiling as % of ECI	80%	80%	80%	80%
<i>Madhyanchal & Paschimanchal (except Gautam Buddh Nagar& Ghaziabad districts)</i>				
Annual Ceiling as % of ECI	18%	17%	14%	13%
Overall Ceiling as % of ECI	90%	200%	200%	200%
<i>Bundelkhand & Purvanchal</i>				
Annual Ceiling as % of ECI	20%	25%	21%	19%
Overall Ceiling as % of ECI	100%	300%	300%	300%





	<p>Option 3: Top up on PLI incentives</p> <p>30% of the PLI incentives (as and when disbursed by GoI) sanctioned under any PLI scheme, max. benefit availed can be up to 100% of ECI.</p>																								
<p>Other incentives</p>	<ul style="list-style-type: none"> Case to case incentives customized package of incentives on case to case basis as deemed necessary for ultra-mega category projects of special importance. Incentives for R&D projects (clearly demarcated facility inside or outside an industrial unit): <ul style="list-style-type: none"> @25% reimbursement of expenditure, up to max. INR 10 Cr for standalone R&D units. Financial grant to Centers of Excellence: <ul style="list-style-type: none"> CoEs (from private companies/ PSUs/ Government organizations) shall facilitate R&D, testing, technology acquisition and other facilities to industry in the state. @50% of the project cost, up to max. INR 10 Cr per project. Max. of 10 such CoEs will be promoted in the policy period. Incentives for Infrastructure Projects: Pumped storage Plants (PSP) will be promoted in the state (for vibrant ecosystem for renewable energy). <ul style="list-style-type: none"> Base capital subsidy (as defined in option 1 of investment promotion subsidy). Stamp duty exemption from 50% to 100% depending upon the region of investment. 																								
<p>Boosters</p>	<table border="1"> <thead> <tr> <th>Category</th> <th>Employment booster</th> <th>Export booster</th> <th>Ecosystem booster</th> </tr> </thead> <tbody> <tr> <td>2% of ECI</td> <td>For employing the min. employment for the project category or for employing 75% women employee of the minimum employment.</td> <td>>=25% of production in a considered year through exports.</td> <td>>=40% but <60% procurement of its total raw/ input material requirement.</td> </tr> <tr> <td>3% of ECI</td> <td>For employing more than twice or employing 75% of the women.</td> <td>>=50% of production in a considered year through exports.</td> <td>>=60% but <75% procurement of its total raw/ input material requirement.</td> </tr> <tr> <td>4% of ECI</td> <td>On employing more than thrice or employing 75% of women.</td> <td>>=75% of production in a considered year through exports.</td> <td>>=75% procurement of its total raw/ input material requirement.</td> </tr> </tbody> </table> <table border="1"> <thead> <tr> <th>Categories</th> <th>Employment</th> </tr> </thead> <tbody> <tr> <td>Mega</td> <td>300</td> </tr> <tr> <td>Super-Mega</td> <td>600</td> </tr> <tr> <td>Ultra-Mega</td> <td>1,500</td> </tr> </tbody> </table>	Category	Employment booster	Export booster	Ecosystem booster	2% of ECI	For employing the min. employment for the project category or for employing 75% women employee of the minimum employment.	>=25% of production in a considered year through exports.	>=40% but <60% procurement of its total raw/ input material requirement.	3% of ECI	For employing more than twice or employing 75% of the women.	>=50% of production in a considered year through exports.	>=60% but <75% procurement of its total raw/ input material requirement.	4% of ECI	On employing more than thrice or employing 75% of women.	>=75% of production in a considered year through exports.	>=75% procurement of its total raw/ input material requirement.	Categories	Employment	Mega	300	Super-Mega	600	Ultra-Mega	1,500
Category	Employment booster	Export booster	Ecosystem booster																						
2% of ECI	For employing the min. employment for the project category or for employing 75% women employee of the minimum employment.	>=25% of production in a considered year through exports.	>=40% but <60% procurement of its total raw/ input material requirement.																						
3% of ECI	For employing more than twice or employing 75% of the women.	>=50% of production in a considered year through exports.	>=60% but <75% procurement of its total raw/ input material requirement.																						
4% of ECI	On employing more than thrice or employing 75% of women.	>=75% of production in a considered year through exports.	>=75% procurement of its total raw/ input material requirement.																						
Categories	Employment																								
Mega	300																								
Super-Mega	600																								
Ultra-Mega	1,500																								
<p>ECI: Eligible Capital Investment</p>																									
<p>Source: https://invest.up.gov.in/uttar-pradesh-industrial-investment-employment-promotion-policy-2022/</p>																									













Uttarakhand

- Total area under spices cultivation: 13.88 thousand hectares
- Total spices production: 81.57 thousand tonnes
- Key spices: ginger, garlic, red chillies

 Name of Policy	MSME Policy
 Nodal Agency	Directorate of Industries, Uttarakhand
 Timeframe	Currently up to 31 st March 2025
 Category Covered	MSME industries
Component	Benefits
Interest subsidy	<ul style="list-style-type: none"> • Category A: 10% (Up to max. INR 8 lakhs). • Category B, B+: 8% (Up to max. INR 6 lakhs). • Category C: 6% (Up to max. INR 4 lakhs). • Category D: 5% (Up to max. INR 3 lakhs).
Capital subsidy	<ul style="list-style-type: none"> • applicable on the fixed investment in factory building, plant & machinery. • Category A: 40% (Up to max. INR 40 lakhs). • Category B, B+: 35% (Up to max. INR 35 lakhs). • Category C: 30% (Up to max. INR 30 lakhs). • Category D: 15% (Up to max. INR 15 lakhs).
Transport subsidy	<ul style="list-style-type: none"> • As a % of annual turnover (per year/ unit) or inbound/outbound logistics cost whichever is less. • Category A: 7%. • Category B: 5%. • Category B+: 5%. • Up to max. INR 5 lakhs or actual transportation cost, whichever less*. •
Stamp duty	<ul style="list-style-type: none"> • Category A, B, B+, C: 100%. • Category D: 50%.
SGST concession	<ul style="list-style-type: none"> • Category A: 100% for first 5 years. • Category B, B+: 100% for first 5 years. • The SGST after adjustment of ITC on sale of finished product (B2C) will be reimbursed from the date of commencement of production of the unit for 5 years
Power bill rebate	<ul style="list-style-type: none"> • Category A: <ul style="list-style-type: none"> ○ Sanctioned Load up to 100 KVA: 100% for 5 years.

	<ul style="list-style-type: none"> ○ If Load>100 KVA: 60%. • Category B, B+: ○ Sanctioned Load up to 100 KVA: 100% for 5 years. ○ If Load>100 KVA: 50%.
Mandi charges	<ul style="list-style-type: none"> • Category A, B: 100% exemption on mandi charges.
Excise duty	<ul style="list-style-type: none"> • Category A, B: Up to 75% reimbursement on state excise duty, additional excise duty, bottling fees and other charges as under state excise policy.
Certification reimbursement	<ul style="list-style-type: none"> • Reimbursement of cost incurred for standardization and quality certification of products by accredited institutions at national and international level by means of ISO, ISI marking, registration of copyright, trade marking etc. • @75% of cost. • Up to max. INR 1 lakh.
Special incentive for women entrepreneurs	<ul style="list-style-type: none"> • Capital investment subsidy @25% up to max. of INR 25 lakhs. • Interest subsidy @6% on bank term loan taken by the entrepreneurs up to max. INR 5 lakhs per year per unit.
 Name of Policy	Mega Industrial & Investment Policy
 Nodal Agency	State Infrastructure & Industrial Development Corporation Uttarakhand Ltd. /Directorate of Industries, Uttarakhand
 Timeframe	Currently up to 31st March 2025
 Category Covered	<p>New & existing projects undergoing expansion (falling within notified industrial estates/ identified industrial land in notified master plan/ declared non-agriculture land under section 143:</p> <p>Large projects: (INR 50 Cr to INR 75 Cr). Mega Projects: (INR 75 Cr to INR 200 Cr). Ultra-Mega Projects: (> INR 200 Cr). Super Ultra Mega Projects (> INR 400 Cr)</p> <p>Necessary condition for each unit to employ $\geq 70\%$ of its total workforce which are domicile of Uttarakhand</p>
Component	Benefits
Interest subsidy	<ul style="list-style-type: none"> • @7% Interest Subsidy for 5 years. • Large: Up to max. INR 25 Lakhs. • Mega: Up to max. INR 35 Lakhs. • Ultra-Mega: Up to max. INR 50 Lakhs. • Super Ultra Mega: Up to max. INR 75 Lakhs.
SGST Concession	<ul style="list-style-type: none"> • Large: @30%. • Mega/ Ultra Mega/ Super Ultra Mega: @50%. • SGST after adjustment of ITC on sale of finished product (B2C) will be reimbursed from the date of commencement of production of the unit for 5 years.
Power assistance	<ul style="list-style-type: none"> • Reimbursement of INR 1 per unit on the electricity bill for 5 years from the date of start of commercial production. • Large: Up to max. INR 50 Lakhs per year. • Mega: Up to max. INR 75 Lakhs per year.

	<ul style="list-style-type: none"> • Ultra-Mega: Up to max. INR 1 Cr per year. • Super Ultra Mega: Up to max. INR 1.50 Cr per year. • @100% reimbursement on electric duty for 5 years.
ETP subsidy	<ul style="list-style-type: none"> • @30% up to max. INR 50 lakhs.
Stamp duty	<ul style="list-style-type: none"> • @50% reimbursement.
Land rates rebate	Rebate on SIIDCUL prevailing land rates: <ul style="list-style-type: none"> • Large: 15%. • Mega: 25 %. • Ultra-Mega/Super Ultra Mega: 50%.
Extra employment subsidy	<ul style="list-style-type: none"> • Enterprises employing beyond specified limit. • @ INR 500 per month per male. • @INR 700 per month per female. • Up to max. period of 5 years.
Land registration fees	<ul style="list-style-type: none"> • Reimbursement of INR 999 per INR 1000 on the registration fee paid for execution of land purchase /lease deed.
 Name of Policy	Uttarakhand Export Policy 2021
 Nodal Agency	Department of Industries
 Timeframe	Currently up to 2025
 Category Covered	Agri & allied sector
Component	Benefits
Land cost	<ul style="list-style-type: none"> • Reimbursement @25% on the rate / premium for SIIDCUL land. (first 25 exporting units)
Land conversion charges	<ul style="list-style-type: none"> • Reimbursement of 25% land conversion charges. • Up to max. INR 15 Lakhs. (first 20 export oriented MSMEs)
Marketing assistance	<ul style="list-style-type: none"> • Reimbursement @75% (Up to max. INR 2 Lakhs) - international exhibitions. • Reimbursement @50% (Up to max. INR 50,000) - domestic exhibitions. (first 100 exporting units) • Additional @15% for women entrepreneurs.
Skill development support	<ul style="list-style-type: none"> • State contribution @50% (max. INR 10,000 per person /year). (first 50 new exporting units)
E-assistance	<ul style="list-style-type: none"> • State Government aid up to INR 1 Lakh per unit per year (against commission paid to e-commerce companies and logistics cost) (first 100 exporting units)
Certification	<ul style="list-style-type: none"> • Expenses refund @50%. • Up to max. INR 10 Lakhs per unit per year. (for first 25 units/ project)
Interest subsidy	<ul style="list-style-type: none"> • Reimbursement of interest on working capital @5%. • Up to max. INR 3 lakhs per year.

(first 30 exporting units)	
Source: https://investuttarakhand.uk.gov.in/themes/backend/acts/act_english1628778768.pdf	
<div style="display: flex; align-items: center;">  <div> <p style="margin: 0;">West Bengal</p> <p style="margin: 0;">-Total area under spices cultivation: 63.91 thousand hectares</p> <p style="margin: 0;">-Total spices production: 265.77 thousand tonnes</p> <p style="margin: 0;">-Key spices: ginger, turmeric, garlic</p> </div> </div>	
 Name of Policy	West Bengal Food Processing Incentive Scheme 2021
 Nodal Agency	Department of Food Processing Industries & Horticulture
 Timeframe	2020-21 to 2025-26
 Objective	<ul style="list-style-type: none"> To promote facilities for post-harvest operations including setting up of food processing industries in micro sector. To augment the capacity of food processors working to upscale their operations through capital infusion, technology transfer, skill upgradation and handholding support. To support established self-help groups working in food processing sector and to facilitate them to achieve SME status. Capacity development and skill upgradation through institutional training To raise the standards of food safety and hygiene to meet the norms set up by FSSAI. To facilitate food processing industries to adopt GHP, GMP, HACCP and ISO certification norms. To augment farm gate infrastructure, supply chain logistics, storage and processing capacity. To provide better support system to unorganized food processing sector. To create awareness and find means to reduce wastage in the traditional fruit and vegetable sector. To incentivize micro food processing industries in the state having high potential for growth and employment.
 Beneficiaries	Spices, oleoresins, food flavors processing units (having P&M investment less than INR 5 Cr.)
Component	Benefits
Financial assistance for setting up/ expansion/ modernization of micro food processing industries	<ul style="list-style-type: none"> Credit linked back ended grant-in-aid @40% of total cost of P&M of a micro food processing enterprise. Max. up to INR 10 lakhs per unit.
Source: https://www.wbfpih.gov.in/directorate?id=7	

4 Conclusion

Spices and spice products present tremendous opportunity for boosting India's agricultural exports, while at the same time enhancing incomes at the grassroots level. India has several comparative advantages with respect to production. These include diverse agro-climatic conditions that support cultivation of a diverse crop basket, availability of a wide range of varieties and cultivars and access to labor at competitive cost. Capitalizing on production strengths, India has been able to establish itself as a global leader in spices exports and is now gradually moving towards exports of value-added spices products.

Growing global health consciousness, increasing culinary interests, rising food safety and quality concerns and enhanced focus of sustainability are driving the growth of high-quality spices and their value-added products. This increasing demand across the globe warrants exporters to deliver products that comply with quality standards while meeting environmental and sustainability concerns.

The Government of India has been making significant efforts to promote spices industry through its various programs targeted at production nuances at the grass root level as well as value addition and export promotion at the industry level. The Government has been investing liberally on strengthening the backend, creating adequate infrastructure and creating awareness in key markets across the globe to position brand India and achieve the USD 10 billion export target by 2030. Various schemes have been launched by the Government for spices exporters and incentives can be availed through the Ministry of Commerce & Industry, Ministry of Food Processing Industries, Ministry of Finance, Ministry of MSME and others for establishing/upgrading infrastructure, improving quality and promoting export. Other than this, exporters can also avail benefits under various schemes offered by the states.

The Government of India is committed to playing a catalytic role in the development of the Indian spices sector by working alongside private sector, multilateral institutions and industry associations for taking initiatives that contribute to sustainable growth of this sector.

Annexure 1

Rates of RoDTeP for SPICES compiled as on Dec 2022 as per Appendix 4R					
RODTEP Entry No.	ITC(HS)	Item Description	RODTEP Rate as % of FOB	UQC	Cap (Rs. Per UQC)
454	0703 20 00	Garlic, fresh/chilled	2	kg	1.2
464	0706 90 10	Horse radish	2.5	kg	1.2
482	0709 60 10	Green chilli	2	kg	1.3
494	0709 99 10	Green pepper	2	kg	1.3
503	0710 80 10	Tarragon	1.5	kg	1.3
510	0711 90 10	Green pepper in brine	2	kg	1.2
520	0712 90 20	Dehydrated garlic powder	4	kg	5.9
521	0712 90 30	Dehydrated garlic flakes	4	kg	5.9
522	0712 90 40	Dried garlic	4	kg	5.9
523	0712 90 50	Marjoram, Oregano	4	kg	5.9
640	0810 90 20	Tamarind, fresh	2.5	kg	2.2
660	0813 40 10	Tamarind, dried	2.5	kg	4.7
715	0904 11 10	Pepper, long	1	kg	
716	0904 11 20	Light black pepper	1	kg	
717	0904 11 30	Black pepper, garbled	1	kg	
718	0904 11 40	Black pepper, ungarbled	1	kg	
719	0904 11 50	Green pepper, dehydrated	1	kg	
720	0904 11 60	Pepper pinheads	1	kg	
721	0904 11 70	Green pepper, frozen or dried	1	kg	
722	0904 11 80	Pepper other than green, frozen	1	kg	
723	0904 11 90	Other	1	kg	
724	0904 12 00	Pepper, crushed or ground	1	kg	
725	0904 21 10	Fruits of the genus Capsicum	1	kg	
726	0904 21 20	Fruits of the genus Pimenta	1	kg	
727	0904 22 11	Chilli powder	1	kg	
728	0904 22 19	Other	1	kg	
729	0904 22 21	Powder			
730	0904 22 29	Other (of genus pimenta)	1	kg	
731	0905 10 00	Neither Crushed nor Ground	1	kg	
732	0905 20 00	Crushed Or ground	1	kg	
733	0906 11 10	Cinnamon bark	1	kg	
734	0906 11 20	Cinnamon tree flowers	1	kg	
735	0906 11 90	Other	1	kg	
736	0906 19 10	Cassia	1	kg	
737	0906 19 90	Other	1	kg	
738	0906 20 00	Cinnamon & cinnamon-tree flowers, crushed/ground	1	kg	
739	0907 10 10	Extracted (cloves)	1	kg	
740	0907 10 20	Not extracted (other than stem) (cloves)	1	kg	

741	0907 10 30	Stems (cloves)	1	kg	
742	0907 10 90	Other	1	kg	
743	0907 20 00	Crushed Or ground	1	kg	
744	0908 11 10	In shell (nutmeg)	1	kg	
745	0908 11 20	Shelled (nutmeg)	1	kg	
746	0908 12 00	Crushed or ground	1	kg	
747	0908 21 00	Neither Crushed nor Ground	1	kg	
748	0908 22 00	Crushed or ground	1	kg	
749	0908 31 10	Large (amomum) (cardamom)	1	kg	
750	0908 31 20	Small (elettaria), alleppey green (cardamom)	1	kg	
751	0908 31 30	Small, coorg green (cardamom)	1	kg	
752	0908 31 40	Small-bleached, half-bleached or bleachable (cardamom)	1	kg	
753	0908 31 50	Small (mixed)	1	kg	
754	0908 31 90	Other	1	kg	
755	0908 32 10	Powder	1	kg	
756	0908 32 20	Small Cardamom seeds	1	kg	
757	0908 32 30	Cardamom husk	1	kg	
758	0908 32 90	Other	1	kg	
759	0909 21 10	Of seed quality (coriander)	1	kg	
760	0909 21 90	Other	1	kg	
761	0909 22 00	Crushed Or ground (coriander)	1	kg	
762	0909 31 11	Of seed quality (cumin, black)	1	kg	
763	0909 31 19	Other	1	kg	
764	0909 31 21	Of seed quality (cumin, other than black)	1	kg	
765	0909 31 29	Other	1	kg	
766	0909 32 00	Crushed Or ground (cumin)	1	kg	
767	0909 61 11	Of seed quality (anise)	1	kg	
768	0909 61 19	Other	1	kg	
769	0909 61 21	Of seed quality (badian)	1	kg	
770	0909 61 29	Other	1	kg	
771	0909 61 31	Of seed quality (Caraway or Fennel)	1	kg	
772	0909 61 39	Other	1	kg	
773	0909 61 41	Of seed quality (Juniper)	1	kg	
774	0909 61 49	Other	1	kg	
775	0909 62 10	Anise	1	kg	
776	0909 62 20	Badian	1	kg	
777	0909 62 30	Caraway or Fennel	1	kg	
778	0909 62 40	juniper berries	1	kg	
779	0910 11 10	Fresh (ginger)	1	kg	
780	0910 11 20	Dried, unbleached (ginger)	1	kg	
781	0910 11 30	Dried, bleached (ginger)	1	kg	

782	0910 11 90	Other	1	kg	
783	0910 12 10	Powder	1	kg	
784	0910 12 90	Other	1	kg	
785	0910 20 10	Saffron stigma	1	kg	
786	0910 20 20	Saffron stamen	1	kg	
787	0910 20 90	Other	1	kg	
788	0910 30 10	Fresh (turmeric)	1	kg	
789	0910 30 20	Dried (turmeric)	1	kg	
790	0910 30 30	Powder (turmeric)	1	kg	
791	0910 30 90	Other	1	kg	
792	0910 91 00	Mixtures of 2/more products of different headings of 09.04-09.10	1	kg	
793	0910 99 11	Celery (seed)	1	kg	
794	0910 99 12	Fenugreek (seed)	1	kg	
795	0910 99 13	Dill (seed)	1	kg	
796	0910 99 14	Ajwain (seed)	1	kg	
797	0910 99 15	Cassia torea	1	kg	
798	0910 99 19	Other	1	kg	
799	0910 99 21	Cassia	1	kg	
800	0910 99 23	Celery (powder)	1	kg	
801	0910 99 24	Fenugreek (powder)	1	kg	
802	0910 99 25	Dill (powder)	1	kg	
803	0910 99 26	Poppy (powder)	1	kg	
804	0910 99 27	Mustard (powder)	1	kg	
805	0910 99 29	Other	1	kg	
806	0910 99 39	Other	1	kg	
807	0910 99 90	Other	1	kg	
912	1207 50 10	Of seed quality (mustard)	1	kg	
913	1207 50 90	Other	1	kg	
918	1207 91 00	Poppy seeds	1	kg	
922	1207 99 40	Kokam	1	kg	
967	1211 90 33	Gamboge fruit rind	1	kg	
970	1211 90 42	Galangal rhizomes and roots	1	kg	
976	1211 90 48	Sweet flag rhizomes	1	kg	
980	1211 90 70	Mint including leaves (all species)	1	kg	
985	1211 90 94	Basil, Hyssop, Rosemary, sage and Savory	1	kg	
986	1211 90 95	Lovage	1	kg	
987	1211 90 96	Garcinia	1	kg	
997	1212 99 10	Kokam (cocum) flowers	0.5	kg	
1006	1301 90 13	Asafoetida	0.5	kg	
1024	1301 90 44	Oleoresins of spices	0.5	kg	

1040	1302 19 18	Extracts of garacinia or cambodge	0.5	kg	
1418	2103 30 00	Mustard flour and meal and prepared mustard	1.4	kg	
1419	2103 90 10	Curry paste	1.4	kg	
1420	2103 90 20	Chilli sauce	1.4	kg	
1421	2103 90 30	Mayonnaise and salad dressings	1.4	kg	
1422	2103 90 40	Mixed, condiments and mixed seasoning	1.4	kg	
1423	2103 90 90	Other	1.4	kg	
1913	3301 24 00	Essential oil of peppermint (Mentha piperita)	1.4	kg	
1914	3301 25 10	Essential oil of spearmint (Ex-mentha spicata)	1.6	kg	26.7
1915	3301 25 20	Essential oil of water mint (Ex-mentha aquatic)	1.4	kg	
1916	3301 25 30	Essential oil of horsemint (Ex-mentha sylvestries)	1.4	kg	
1917	3301 25 40	Essential oil of bergament (Ex-mentha citrate)	1.4	kg	
1918	3301 25 90	Other	1.7	kg	22.9
1919	3301 29 11	Anise oil (aniseed oil)	0.8	kg	
1922	3301 29 14	Caraway oil	0.8	kg	
1923	3301 29 15	Cassia oil	0.8	kg	
1925	3301 29 17	Cinnamon bark oil	0.8	kg	
1926	3301 29 18	Cinnamon leaf oil	0.8	kg	
1927	3301 29 21	Clove leaf/stem oil	0.8	kg	
1928	3301 29 22	Coriander seed oil	0.8	kg	
1929	3301 29 23	Dill oil (anethum oil)	0.8	kg	
1931	3301 29 25	Fennel seed oil	0.8	kg	
1932	3301 29 26	Ginger oil	0.8	kg	
1934	3301 29 28	Clove bud oil	0.8	kg	
1936	3301 29 32	Nutmeg oil	0.8	kg	
1939	3301 29 35	Pepper oil	0.8	kg	
1946	3301 29 47	Garlic oil	0.8	kg	
1947	3301 29 45	Cumin oil	0.8	kg	
1948	3301 29 46	Celery seed oil	0.8	kg	
1950	3301 29 48	Paprika oil	0.8	kg	
1951	3301 29 49	Turmeric oil	0.8	kg	
1952	3301 29 50	Spices oils not elsewhere specified or included	0.8	kg	
1957	3301 90 11	Fenugreek Oleoresins	0.8	kg	
1958	3301 90 12	Ginger Oleoresins	0.8	kg	
1959	3301 90 13	Pepper Oleoresins	0.8	kg	
1960	3301 90 14	Turmeric Oleoresins	0.8	kg	
1961	3301 90 15	Cardamom Oleoresins	0.8	kg	

1962	3301 90 16	Celery seed Oleoresins	0.8	kg	
1963	3301 90 17	Nutmeg Oleoresins	0.8	kg	
1964	3301 90 21	Clove Oleoresins	0.8	kg	
1965	3301 90 22	Capsicum Oleoresins	0.8	kg	
1966	3301 90 23	Coriander Oleoresins	0.8	kg	
1967	3301 90 24	Cumin Oleoresins	0.8	kg	
1968	3301 90 25	Fennel Oleoresins	0.8	kg	
1969	3301 90 29	Oleoresins of spices not elsewhere specified	0.8	kg	
1971	3301 90 32	Mustard oil aroma (Essential oil)	0.8	kg	
9212	2906 11 00	Menthol	1.7		26.5
10004	3003 90 21	Menthol crystals	1.7		28.8

TITLE	A Compendium on Key Schemes for the Spices Exporters	
YEAR	February 2023	
AUTHORS	YES BANK Food and Agribusiness Strategic Advisory & Research Team (FASAR)	SPICES BOARD OF INDIA Ministry of Commerce & Industry, Govt. of India
DISCLAIMER	<p>This report is the publication of YES BANK Limited (“YES BANK”) and SPICES BOARD OF INDIA so YES BANK and SPICES BOARD OF INDIA have editorial control over the content, including opinions, advice, statements, services, offers etc. that is represented in this report. However, YES BANK, SPICES BOARD OF INDIA will not be liable for any loss or damage caused by the reader’s reliance on information obtained through this report. This report may contain third party contents and third-party resources. YES BANK and/or SPICES BOARD OF INDIA take no responsibility for third party content, advertisements or third party applications that are printed on or through this report, nor does it take any responsibility for the goods or services provided by its advertisers or for any error, omission, deletion, defect, theft or destruction or unauthorized access to, or alteration of, any user communication. The contents are provided for your reference and information purposes only and are not intended to substitute professional advice in relation to the subject matter. The reader/buyer understands that except for the information, products and services clearly identified as being supplied by YES BANK and SPICES BOARD OF INDIA, YES BANK and SPICES BOARD OF INDIA do not operate, control or endorse any other information, products, or services appearing in the report in any way. All other information, products and services offered through the report are offered by third parties, which are not affiliated in any manner to YES BANK or SPICES BOARD OF INDIA. The reader/buyer hereby disclaims and waives any right and/ or claim, they may have against YES BANK or SPICES BOARD OF INDIA with respect to third party products and services. YES BANK and SPICES BOARD OF INDIA make no representation or warranty, express or implied, including, but not limited to, warranties of merchantability, fitness for a particular purpose, title or non - infringement. Any literary or artistic work and/or any other similar pictorial and visual representation or any combination thereof contained/published in the report are intended to be the fair use of such work for the sole purpose of education and/or research as permissible under the extant laws and are not used with an intention to infringe/violate any copyright, trade mark or such other Intellectual Property Rights of any nature whatsoever of any author/proprietor. However, YES BANK and SPICES BOARD OF INDIA make no representation or warranty that the contents of such documents, articles are free from error or suitable for any purpose; nor that the implementation of such contents will not infringe any third-party patents, copyrights, trademarks or other rights. In no event shall YES BANK and SPICES BOARD OF INDIA or its content providers be liable for any damages whatsoever, whether direct, indirect or otherwise , including without limitation, damages arising from the access and/or use or inability to access and/ or use content and/or any service available in this report. Maps (if any) depicted in the report are graphical representation only and do not purport to be the political map of any nation or state and are not drawn to scale</p>	
CONTACTS	<p>YES BANK Ltd. Registered and Head Office YES BANK House, Off Western Express Highway, Santacruz (East), Mumbai - 400055 Email : fasar@yesbank.in Website : www.yesbank.in</p>	<p>Spices Board of India (Ministry of Commerce & Industry, Govt. of India) 'Sugandha Bhavan" N.H. Bypass, Palarivattom .P.O Cochin - 682025, Kerala-India Email : mail.sboard@gov.in Website : www.indianspices.com</p>



About YES BANK

YES BANK is a 'Full Service Commercial Bank' providing a complete range of products, services and technology driven digital offerings, catering to Retail, MSME as well as corporate clients. YES BANK operates its Investment banking, Merchant banking & Brokerage businesses through YES SECURITIES and its Mutual Fund business through YES Asset Management (India) Limited, both wholly owned subsidiaries of the Bank. Headquartered in Mumbai, it has a pan-India presence across all 28 states and 8 Union Territories in India including an IBU at GIFT City, and a Representative Office in Abu Dhabi.

For more information, please visit the Bank's website at <http://www.yesbank.in>
