

The **Only** National Textile Daily

Tecoyya Trend

VOL. LVI No. 021

MUMBAI, WEDNESDAY, FEBRUARY 04, 2026

PRICE: Rs. 5.00

Indo-US Trade Agreement Lowers Tariffs; Opens Fresh Growth Avenue for Indian Textiles

MUMBAI, FEB. 03—

By Our Staff Reporter

The Indo-US trade agreement arrives at a time when sourcing decisions in the global textile and apparel market are being revisited, offering India a clear opportunity to strengthen its position in the United States, its largest export destination. The reduction of tariffs to 18 percent improves India's cost competitiveness across textiles, garments and home textiles, creating room for higher volumes, steadier orders and deeper engagement with US buyers.

Lower tariffs are expected to benefit India's MSME-led textile base, particularly manufacturers of fabrics, made-ups and apparel who have long faced duty-related cost disadvantages in the US market. Improved pricing headroom allows exporters to plan larger consignments, absorb compliance costs and channel investments into capacity expansion, process upgrades and quality improvement. Textile clusters involved in weaving, processing and home-textile manufacturing stand to see more consistent export demand as a result.

The agreement also widens access for a broad range of products, including cotton, synthetic and blended fabrics, garments

and established home-textile categories such as terry towels and bed-sheets. These product segments already account for a significant share of India's exports to the US, and improved duty terms are expected to encourage buyers to place repeat and higher-volume orders as they look to balance cost, reliability and sourcing diversification.

In addition to tariff relief, the agreement supports closer supply chain linkages between Indian manufacturers and US brands and retailers. As buyers place greater emphasis on reliability, traceability and long-term sourcing relationships, India's integrated fibre-to-fabric-to-finished-product capabilities offer a strong proposition. Higher demand across spinning, weaving, processing and garmenting is also expected to support employment growth, particularly in labour-intensive segments.

The agreement is aligned with India's export and manufacturing objectives under Make in India and the long-term vision of Viksit Bharat 2047. Improved access to the US market supports efforts to expand value-added exports, strengthen domestic manufacturing and position India as a dependable sourcing destination across multiple product categories.

Indian exporters will, however, need to look beyond existing export lines to make the most of the opportunity. While traditional

Continued on Page 4

Rollback of US Tariff – A Lifeline for Indian Textile Industry: SIMA Chief

By Our Staff Reporter

MUMBAI, FEB. 03—

The reduction of the tariff to 18% would significantly enhance the global competitiveness of Indian textile exports and restored confidence across the industry, according to Mr. Durai Palanisamy, Chairman of Southern India Mills' Association (SIMA).

SIMA Chairman stated that the 18% tariff is the lowest rate negotiated by any T&C export competing country with the United States, reflecting the Government of India's strong diplomatic and trade efforts.

Mr. Durai stated that exporters predominantly dependent on the US market, particularly those in Tamil Nadu, faced a severe crisis following the tariff hike. Production levels declined by 30-70% across several units, rendering around 10 lakh workers jobless and prompting the Government to announce a relief package to mitigate the unforeseen disruption.

He further noted that US buyers began shifting their sourcing to competing countries such as Pakistan, Bangladesh and Vietnam, posing a serious threat to India's export competitiveness and market share in the US textile and apparel segment.

SIMA Chairman noted that India has successfully concluded trade agreements with three major global economies and markets - the US, the UK and Europe, apart from several other countries and is steadily moving towards securing preferential or free market access across most key international markets.

#

India-USA Bilateral Agreement - A New Dawn for Indian Textile Exports: Texprocil Chief

By Our Staff Reporter

MUMBAI, FEB. 03--

The sealing of the India - US Bilateral Agreement, will boost exports, increase employment and provide immense opportunities for investments and growth in India's textile & clothing industry on account of reduction in tariffs to 18% which is lower than India's competing countries like Pakistan, Bangladesh, Vietnam, China, stated Mr. Vijay Agarwal, Chairman, Texprocil, here.

He stated that the volume home textiles and furnishings sector as well as the U.S. importers and retailers who carry their merchandise were amongst the worst affected by the 50% tariffs imposed by the USA.

Mr. Agarwal informed that India has been one of America's primary sources for cotton bedding, terry towels and handmade rugs.

As per latest US Government data available for the first 11 months of 2025, India accounted for the largest percentage of total cotton sheets imported into the U.S. (45%) and the largest volume of terry towels (38%).

TEXPROCIL remains committed to helping exporters maximize the benefits under the Bilateral Agreement and dedicates itself to scaling new heights in textile exports from the country, he added.

Indo-US agreement opens new horizons for p'loom sector: PDEXCIL Chief

By Our Staff Reporter

MUMBAI, FEB. 03—

The Powerloom Development & Export Promotion Council (PDEXCIL) while welcoming the historic trade agreement between India and the United States, reducing reciprocal tariffs on Indian exports from 25% to 18% has opined that opens new horizons for India's powerloom sector, enhancing competitiveness in the world's largest market.

Mr. K. Sakthivel, Chairman of PDEXCIL, said: "This landmark agreement marks a new era for Indian powerloom manufacturers and exporters. The tariff reduction to 18% will significantly boost our sector's global edge, enabling MSMEs to scale exports of fabrics, made-ups, and home textiles to the US."

"The agreement averts steeper tariff threats and aligns with India's export goals under 'Make in India' and 'Viksit Bharat 2047'. It promises: Enhanced market access for powerloom products like cotton, synthetic, and blended fabric," according to PDEXCIL Chairman.

He projects surge in US-bound exports, potentially adding Rs. 5000 plus crore annually to textile shipments.


The Indo-US agreement will result in stronger supply chains, job creation in clusters like Mumbai, Coimbatore, and Surat, and resilience against global trade disruptions," Mr. Sakthivel emphasised.

He urged exporters to leverage this opportunity through PDEXCIL platforms, including buyer-seller meets and digital export facilitation. The Council stands ready to support members with market intelligence, compliance guidance, and US-focused delegations, he added.

OEKO-TEX®
CONFIDENCE IN TEXTILES
STANDARD 100

Tested for harmful substances
www.oeko-tex.com/standard100


ISO 9001:2015
ISO 45001:2018
ISO 27001:2013




Sewing Imprints

FOR SPORTS & LEISURE

A Lasting Legacy Woven from Threads of Tradition




- Draw Texturised Yarn
- Fully Drawn Yarn
- Air Textured Yarn
- Partially Oriented Yarn
- Master Batch
- Circular Knitted Greige Fabric
- Warp Knitted Greige Fabric
- Polyester Staple Fibre
- Polyester Spun Yarn



Phone: +91 22 6744 1200 | Email: info@bhilosa.com | Website: www.bhilosa.com

Head Office: 3rd & 7th Floor, Bakhtawar Commercial Premises Co-op Society Ltd, Nariman Point, Mumbai - 400021

Manufacturing Unit: Rukholi & Naroli Village, Silvassa, D & NH (U.T.) | Branch Office: Coimbatore | Ludhiana | Panipat | Surat | Hyderabad

Follow Us On: 



RELIANCE

RIL - PSF

0.8 Semi Dull	104.25
1.0 Semi Dull	101.50
1.2 Semi Dull	100.75
1.4 Semi Dull	100.00
2.0 Semi Dull	100.00
1.2 Super HT Brt	106.25
1.2 S HT (OW)	110.00
1.2 Opt. White	105.75
1.2 Super Black	101.25
1.4 Super Black	100.25
2.0 Semi Dull Tow	139.50
2.0 TBL TOW	151.50
2.0 Super Blk Tow	156.50
2.0/2.5 TBL	103.25



Polyester RM
as on 29-01-2026

Px	\$ ----
PTA	\$ 750
MEG	\$ 473

PALLAVAA GROUP
LONGLAST (VORTEX)
PILLING FREE Yarns in
VISCOSE, MICROMODAL,
TENCEL, PV, PC &
CORE SPUN YARNS
sales1@pallavaagroup.com
Mobile: +91 9626492700

WELLKNOWN

POLYESTER

SEMIDULL PRODUCT		80/72/2 FD ROTO 122	
80/108/MICRO	121	CATONIC PRODUCT	
80/72/ROTO	112	80/72/CAT ROTO	----
75/72/SD ROTO	112	80/72/2CAT RO	----
75/36 HIM	112	130/DEN HM/GK	----
75/36 NIM	108	160/DEN DISCAT	----
150/108/SIM	102	BLACK PRODUCT	
150/48 NIM	100	80/34/BL ROTO	119
150/48/2 ROTO	101	80/72/BL ROTO	120
150/48/ROTO	103	75/36 DDB NIM	115
320/72/LIM	99	150/48/DDB HIM	108
320/72/ROTO	100	150/48/DDB NIM	106
FULLDULL PRODUCT		300/96/DDB HIM	104
80/72/FD ROTO	122	#	#

Disclaimer: All prices/rates information provided in Tecoya Trend is provided for information purposes only and are only indicative. Although every reasonable effort is made to present current and accurate information, Tecoya Trend takes no guarantees of any kind of the published prices/rates. In no event shall Tecoya Trend be held responsible or liable, directly or indirectly, for any prices/rates provided in the newspaper.

Domestic cotton yarn prices in Rs. per kg.

Ne 20/1 Carded Hosiery Yarn	222.00	Ne 30/2 Carded Hosiery Yarn	258.00
Ne 20/1 Combed Hosiery Yarn	236.00	Ne 32/2 Combed Knitting Yarn	281.00
Ne 21/1 Carded Weaving Yarn	222.00	Ne 32/2 Carded Hosiery Yarn	262.00
Ne 26/1 Combed Hosiery Yarn	244.00	Ne 40/2 Combed Hosiery Yarn	308.00
Ne 30/1 Carded Hosiery Yarn	236.00	Ne 30/1 Combed Compact Wvg Yarn	259.00
Ne 30/1 Combed Hosiery Yarn	251.00	Ne 40/1 Combed Compact Wvg Yarn	278.00
Ne 32/1 Carded Weaving Yarn	237.00	Ne 50/1 Combed Compact Wvg Yarn	322.00
Ne 34/1 Combed Hosiery Yarn	260.00	Ne 16/1 Open End Yarn	171.00
Ne 40/1 Combed Hosiery Yarn	272.00	Ne 21/1 Open End Yarn	181.00
Ne 40/1 Carded Weaving Yarn	251.00	Ne 24/1 Open End Yarn	208.00

KINGDOM | TEXVENTURES

100% LINEN Yarns (Rs. per Kg.)		26NM/44LEA SB		Rs. 2,025 + GST
24NM/40LEA SB LF	Rs. 1,575/kg	36NM/60LEA SB		Rs. 2,500 + GST
26NM/44LEA SB LF	Rs. 1,650/kg	39NM/66LEA SB		Rs. 2,700 + GST
36NM/60LEA SB LF	Rs. 2,050/kg	SB - SEMI BLEACH LF - LONG FIBER		
43NM/73LEA SB LF	Rs. 2,650/kg	LINCELL (Lyocell/Linen 60/40)		
50NM/83LEA SB LF	Rs. 3,600/kg	9's/25LEA SB		Rs. 535/kg
50NM/83LEA SB LF	Rs. 5,500/kg	14's/40LEA SB		Rs. 575/kg
75NM/125LEA SB LF	Rs. 6,900/kg	21's/60LEA SB		Rs. 625/kg
90NM/150LEA SB LF	Rs. 8,225/kg	24's/70LEA SB		Rs. 675/kg
100% HEMPYARNS		28's/80LEA SB		Rs. 750/kg
15NM/ 25LEA SB	Rs. 1,600 + GST	36's/100LEA SB		Rs. 950/kg
		EX-BHIWANDI		

RIL - POY

Basic Price per Kg. (Plus GST Extra)

126/34 SD	92-50
122/72 SD	93-50
250/48 SD	88-50
51/14 SD	108-00
160/72 Brt	93-25
235/72 Brt	92-45

ARISUDANA INDUSTRIES

PRICES: LANDED SURAT / BHIWANDI - ADD RS. 3 FOR ICHALKARANAJI) GST EXTRA, LESS CASH DISCOUNT

VIRGIN VORTEX AIRJET SPUN YARN

SINGLE YARN		RATE + GST		TFO YARN		RATE + GST	
75/34 SD HIM	115-25	15S - READY	163	2/15S - ON ORDER	-	-	-
75/34 SD NIM	112-00	20S - READY	138	2/20S - ON ORDER	-	-	-
155/48 SD HIM	107-25	24S - READY	143	2/24S - READY	-	158	-
155/48 SD NIM	106-00	30S - READY	148	2/30S - READY	-	166	-
81/72 FD HIM	129-25	40S - READY	168	2/40S - READY	-	193	-
81/72 CD IM	148-00	60S - READY	190	2/60S - READY	-	230	-
75/108 SD IM	122-50	76S - READY	230	2/76S - READY	-	283	-
RIL - FDY		100S - ON ORDER	-	2/100S - READY	-	428	-

RECYCLED GRS CERTIFIED VORTEX SPUN YARN

SINGLE YARN		RATE + GST		TFO YARN		RATE + GST	
70/36 SD	108-00	15S - READY	121	2/15S	130	-	-
50/24 SD	112-00	20S - READY	125	2/20S	137	-	-
50/36 Brt	114-00	24S - READY	130	2/24S	145	-	-
75/36 Brt	107-00	30S - READY	135	2/30S	153	-	-
150/48 Brt	102-00	40S - ON ORDER	156	2/40S	180	-	-

RINGSPUN VIRGIN YARN

SINGLE YARN		RATE + GST		TFO YARN		RATE + GST	
10S	131	2/10S	138	-	-	-	-
15S	136	2/15S	146.5	-	-	-	-
20S	142	2/20S	156	-	-	-	-
24S	147	2/24S	163.8	-	-	-	-
30S	154	2/30S	175	-	-	-	-


Cotton Yarn Prices : Prices FOB Indian Port / LC at Sight per kg.

Ne 20/1 Carded Hosiery Yarn	USD 2.39	Ne 30/2 Carded Hosiery Yarn	USD 2.78
Ne 20/1 Combed Hosiery Yarn	USD 2.54	Ne 32/2 Combed Knitting Yarn	USD 3.03
Ne 21/1 Carded Weaving Yarn	USD 2.39	Ne 32/2 Carded Hosiery Yarn	USD 2.82
Ne 26/1 Combed Hosiery Yarn	USD 2.63	Ne 40/2 Combed Hosiery Yarn	USD 3.32
Ne 30/1 Carded Hosiery Yarn	USD 2.54	Ne 30/1 Combed Com Wvg Yarn	USD 2.79
Ne 30/1 Combed Hosiery Yarn	USD 2.71	Ne 40/1 Combed Comt Wvg Yarn	USD 3.00
Ne 32/1 Carded Weaving Yarn	USD 2.55	Ne 50/1 Combed Comp Wvg Yarn	USD 3.47
Ne 34/1 Combed Hosiery Yarn	USD 2.80	Ne 16/1 Open End Yarn	USD 1.84
Ne 40/1 Combed Hosiery Yarn	USD 2.93	Ne 21/1 Open End Yarn	USD 1.95
Ne 40/1 Carded Weaving Yarn	USD 2.71	Ne 24/1 Open End Yarn	USD 2.24

RSWM

1/30 PV 65/35	172-00
1/30 PC 48/52 (Combed/Hos)	202-00
1/30 POLY 100%	157-00
1/30 VISCOSE Kharach	210-00
1/30 Combed Cotton 100% (Hos)	257-00
2/30 PV 65/35	188-00
2/40 PV 65/35	211-00
2/30 PV 65/35 Dyed	225-00

Ex Mill Price in Rs./Kg., GST and Freight is additional



COTTON CORPORATION OF INDIA

FLOOR PRICE FOR E-AUCTION - STOCK OF 2025-26

Branch	Variety	Parameters		Price
		Staple Length	Micronaire	
Akola	BB MOD	29.5+	3.5-4.8	57300
Akola	BB SPL MOD	29	3.5-4.8	57000
Akola	H-4 MOD	28	3.5-4.8	56700
Aurangabad	BB SPL MOD	29	3.5-4.8	57000
Aurangabad	H-4 MOD	28	3.5-4.8	56700
Indore	H-4 MOD	28	3.5-4.7	56300
Ahmedabad	S6 SUP	28	3.6-4.8	56500
Rajkot	S6 SUP	28	3.6-4.8	56500
Bhatinda	J-34 DR 27 MM	27	3.8-4.8	54300
Sirsa	J-34 DR 27 MM	27	3.8-4.8	54100
Sriganganagar	J-34 DR 27 MM	27	3.8-4.8	54300
Bhilwara	H4 SUP CONV.	28	3.5-4.7	55300
Adilabad	BB MOD	29.5+	3.5-4.7	56900
Adilabad	BB SPL MOD	29	3.5-4.8	56600
Adilabad	MECH MOD	28	3.5-4.8	56300
Warangal	BB MOD	29.5+	3.5-4.7	56900
Warangal	BB SPL MOD	29	3.5-4.8	56600
Warangal	MECH MOD	28	3.5-4.8	56300
Mahabubnagar	BB MOD	29.5+	3.5-4.7	56900
Mahabubnagar	BB SPL MOD	29	3.5-4.8	56600
Mahabubnagar	MECH MOD	28	3.5-4.8	56300
Hubli	BB MOD	229.5+	3.5-4.7	56900
Hubli	BB SPL MOD	29	3.6-4.8	56600
Hubli	MECH MOD	28	3.5-4.8	56300
Guntur	BB SPL MOD	29	4.2-5.2	56300
Guntur	MECH MOD	28	4.2-5.2	56000
Raygada	BB MOD	229.5+	3.5-4.7	56900
Raygada	BB SPL MOD	29	3.5-4.8	56600
Raygada	MECH MOD	28	3.5-4.8	56300

VASANTHA INDUSTRIES

SINGLE YARN COUNTS

NE 13s	KCW	CARDED COMPACT WEAVING YARN	209
NE 30s	KCW	CARDED COMPACT WEAVING YARN	231
NE 32s	KCW	CARDED COMPACT WEAVING YARN	234
NE 41s	KCW	CARDED COMPACT WEAVING YARN	258
NE 42s	KCW	CARDED COMPACT WEAVING YARN	260
NE 24s	KCH	CARDED COMPACT HOSIERY YARN	216
NE 30s	KCH	CARDED COMPACT HOSIERY YARN	226
NE 32s	KCH	CARDED COMPACT HOSIERY YARN	231
NE 40s	KCH	CARDED COMPACT HOSIERY YARN	247
NE 16s	KCSLUB	CARDED COMPACT SLUB	229
NE 21s	KCSLUB	CARDED COMPACT SLUB	234
NE 30s	KCSLUB	CARDED COMPACT SLUB	251
NE 31s	KCSLUB	CARDED COMPACT SLUB	253
NE 40s	KCSLUB	CARDED COMPACT SLUB	277
NE 24s	CCW SLUB	COMBED COMPACT SLUB	264
NE 32s	CCW SLUB	COMBED COMPACT SLUB	277
NE 60s	CCW SLUB	COMBED COMPACT SLUB	372
NE 2/32s	SIRO YARN	CARDED COMPACT ELI TWIST	216
NE 2/42s	SIRO YARN	CARDED COMPACT ELI TWIST	228
NE 1/40s	PSF	100% POLYESTER MICRO DENIER	167
NE 1/50s	PSF	100% POLYESTER MICRO DENIER	187
NE 1/60s	PSF	100% POLYESTER MICRO DENIER	194

GASSED MERCERISED COUNTS

COUNT			HANK	CONE
NE 2/40s		COMBED GASSED MERCERISED	485	525
NE 2/40s	CCGM	COMBED COMPACT GASSED MERCERISED	485	555
NE 2/60s	CCGM	COMBED COMPACT GASSED MERCERISED	565	635
NE 2/66s		COMBED GASSED MERCERISED	575	645
NE 2/74s	CCGM	COMBED COMPACT GASSED MERCERISED	592	675
NE 2/80s	CCGM	COMBED COMPACT GASSED MERCERISED	615	727
NE 2/100s	CCGM	COMBED COMPACT GASSED MERCERISED	727	827

PALLAVAA GROUP

(Exmill Price/Kg)

Counts	100% Viscose 5%		100% Lenzing EcoVero 5%		100% Livaeco 5%		Cotton Viscose 52/48 (5%)		100% Lenzing MicroModal 5%		Cotton/Modal 5%		Supima/ MicroModal 5%		100% Bamboo		Cot Poly LLT 5%		Poly/Cot LLT 5%		Tencel (12%) LF/Cot 5%		100% Birla MM 5%		100% Poly 5%		PV 65/35 5%	
	RING	LLT	RING	LLT	LLT	RING	RING	LLT	52/48	60/40	52/48	RING	60/40	65/35	A100	LF	48/52	RING	LLT	LLT	LLT	LLT	LLT	LLT	LLT	LLT	LLT	
20/1-	215	197	240	240	230	250	375	370	325	320	325	320	235	228	203	475	350	335	355	160	177							
24/1-	220	202	245	245	235	255	380	375	330	325	330	325	240	233	208	480	355	340	360	165	182							
30/1-	225	207	250	250	240	260	385	380	335	330	335	330	245	238	213	485	360	350	365	170	187							
34/1-	235	217	260	260	250	270	395	390	345	340	345	340	255	248	223	495	370	360	375	180	197							
40/1-	255	237	280	280	270	290	415	410	365	350	360	350	275	268	243	515	390	380	395	200	217							

KENNIGTON INDUSTRIES

Price in Rs. per Kg. - Ex- Bhiwandi

20/1 Poly Ring Spun Virgin	136+GST
24/1 Poly Ring Spun Virgin	140+GST
30/1 Poly Ring Virgin Knitting/Waterjet	146+GST
30/1 Poly Ring Spun Virgin weaving	143+GST
40/1 Poly Ring Spun Virgin Weaving	161+GST
40/1 Poly Ring Waterjet/ Knitting	163+GST
30/1 Poly Siro Compact (Warp)	180+GST
40/1 Poly Siro Compact (Warp)	198+GST
50/1 Poly Siro Compact (Warp)	213+GST
27/1 Poly Tiger Slub	157+GST
27/1 Poly Louisiana 45 Kg.	158+GST
20/1 Poly Vortex	138+GST
30/1 Poly Vortex	147+GST
40/1 Poly Magic Lot.8022	165+GST
40/1 Poly Micro Magic Lot-803	165+GST
12/1 CP 52/48 Arrow	165+GST
16/1 CP 52/48 Arrow	170+GST
27/1 CP 52/48 ARROW	184+GST
30/1 Viscose Silver	198+GST
30/1 Lyocell Vortex	214+GST
40/1 Lyocell Compact	268+GST
30/1 PV Warp	168+GST
42/1 PV Warp	184+GST
20/1 Lyocell Slub NASA	275+GST
20/1 Lyocell Cotton NIMBUDA	260+GST
31/1 Cotton Lyocell Plain	237+GST
34/1 Combed Cotton Lyocell	240+GST
41/1 Cotton Lyocell Plain	257+GST
20/1 OTP (Lyocell Linen 80/20)	375+GST
20/1 Chips Poly Cotton Linen	230+GST
20/1 Silvi Lyocell Cotton Linen	350+GST

**GREY CLOTH
PEE VEE TEXTILES LTD.****100 % COTTON GREIGE FABRIC
(ALL COMBED COMPACT YARN)**

Quality	Weave	Ex	BCI Rate	Rate
				+GST
30 Compact x 30 Compact / 124 x 64 - 63"	2/1	85.00	88.00	
40 Compact x 40 Compact / 120 x 96 - 63"	1/1	87.00	90.00	
50 Compact x 50 Compact / 132 x 80 - 63"	1/1	77.00	80.00	
STRETCH GREIGE FABRIC				
30 Comp x 20 K Spandex (70d) / 160 x 90 GOL	Dobby 73"		153.00	
40 Comp x 30 Cw Spandex (40d) / 88 x 72 GOL 1/1 74"			88.00	
CUT-CORDUROY GREIGE FABRIC				
40 Comp x 30 Comp / 84 x 130 (21 Wales)	Corduroy 66"		115.00	
JACQUARD DESIGN GREIGE FABRIC				
50 Comp x 50 Comp / 144 x 94 (On Loom) Jacquard 65"			145.00	
with Name Writing Jacquard Selvedge.				
60 Comp x 60 Comp / 110 x 88	Jacquard 67"		125.00	
with Name Writing Jacquard Selvedge.				

Printed, Published and Edited by Rakesh L. Sharma on behalf of
TECOYA TREND PUBLICATIONS PVT. LTD. from D-66, Oshiwara
 Industrial Centre, Andheri Malad Link Road, Mumbai 400 104 and
 Printed at **TECOYA TREND PUBLICATIONS**, D-66, Oshiwara
 Industrial Centre, Andheri Malad Link Road, Mumbai 400 104
 Registered with Office of the Registrar of Newspaper for India
 Registration Number: 20682/1970

KEN ENTERPRISES

Quality	Weave	Composition	Ex-Mill Rate/Meter (Excluding GST)
16*12 / 96*57 63"	3/1 TWILL	100% COTTON	103.25
20*20 / 60*60 50" (CD*CD)	1/1 PLAIN	100% COTTON	57.00
20 SLUB*20 SLUB / 56*48 63"	1/1 PLAIN	100% COTTON	67.00
30 VISCOSE*30 VISCOSE / 52*58 63"	DOBBY	100% VISCOSE	49.75
40 VISCOSE*40 VISCOSE / 90*82 63"	DOBBY	100% VISCOSE	69.00
40*40 / 100*80 63"	DOUBLE CLOTH	100% BCI COTTON	69.25
40*40 / 100*80 63"	DOUBLE CLOTH	100% ORGANIC COTTON	80.50
40 SLUB*40 SLUB / 108*106 63"	DOUBLE CLOTH	100% COTTON	93.50
40*40 / 56*44 63"	1/1 PLAIN	100% ORGANIC COTTON	43.00
40*40 SPDX / 96*72 74" RS	1/1 PLAIN	97% COTTON : 3% SPANDEX	87.00
40*40 VISCOSE / 84*64 63"	1/1 PLAIN	58% COTTON : 42% VISCOSE	54.50
50*50 / 88*84 63"	DOUBLE CLOTH	100% ORGANIC COTTON	70.25
60*60 / 160*120 63"	TRIPLE CLOTH	100% COTTON	100.00
60*60 / 92*86 63"	1/1 PLAIN	100% BCI COTTON	56.75
60*60 VISCOSE / 90*80 63"	1/1 PLAIN	53% COTTON : 47% VISCOSE	59.75
80*60 / 84*64 63"	1/1 PLAIN	100% COTTON	47.25
80*80 / 92*86 63"	1/1 PLAIN	100% COTTON	57.00
100*100 / 227*150 63"	4/1 SATIN	100% COTTON	145.75
100*100 / 92*88 63"	1/1 PLAIN	100% COTTON	69.00

US duty reduction will give strong to boost apparel exports: AEPC

By our Staff Reporter

MUMBAI, FEB. 03—

The breakthrough in the India-US trade negotiations and the reduction in duty by the United States is expected to give a strong boost to apparel exports, attract fresh investments across

the value chain, and reinforce India's position as a reliable global sourcing hub, according to Dr. A. Sakthivel, Chairman, AEPC.

Most importantly, AEPC Chairman noted that the apparel

sector being one of the largest employment generators, this positive move will help secure existing jobs and create substantial new employment opportunities, particularly for women and the workforce in

labor-intensive segments.

He said that AEPC believes that a strengthened India-US trade relationship will open new avenues for sustainable growth and long-term partnership, benefiting both economies.

United States-India Trade Agreement Reached

By Seshadri Ramkumar, Professor, Texas Tech University, USA

Two major democracies come to an agreement on trade.

United States and India have announced a trade pact which will provide win-win opportunities for both nations.

The announcement of the trade agreement came after President Donald Trump and Prime Minister spoke on February 2nd, 2026. Prior to this agreement, Indian exports to the United States were at 50% that included 25% penalty for Russian oil imports by India.

Announcing on February 2nd (late evening IST), via social media post, President Trump recognizing the importance of

India in trade, population and geopolitical scenario has lowered the tariff to 18%.

In my column on November 21, 2025, "India-United States Textile Trade Collaboration," I predicted that the tariff range will be between 15 to 20%, which fortuitously has occurred.

While it took time to get an agreement, given the size of the economies and complicated issues to be managed such as agriculture, it is a sign of relief to Indian exporters and the United States' consumers that there is a clear picture on the bilateral trade.

Ambassador Sergio Gor in

an interview with a major Indian media outlet clarified that eighteen percent tariff rate will be final tariff rate.

In his social media statement Prime Minister Modi stated, "When two large economies and the world's largest democracies work together, it benefits our people and unlocks immense opportunities for mutually beneficial cooperation."

Both leaders have expressed their warm friendships and have recognized India-USA relationship in their posts.

It is a diplomatic and trade victory for Prime Minister Modi

who handled the situation well without any immediate retaliation or reciprocal tariffs. It is clear that a lot of back-room discussions and negotiations would have occurred to come to this agreement.

While details are yet to be known, it is a positive sign that a certainty has been reached.

The cumulative tariff for imports into the United States will be 18%, which will bring India into a competitive position with other major exporters.

(The opinions and observations expressed in the above Article are those of author and not of Tecoya Trend.)

Karl Mayer and Lenzing partner to advance warp knitting with scalable cellulose fiber solutions

By Our Staff Reporter

MUMBAI, FEB. 03—

The Lenzing Group, a leading supplier of regenerated cellulose fibers for the textile and nonwovens industries, together with Karl Mayer, the global market leader in warp knitting machines and warp preparation systems, debut a joint innovation project during Premiere Vision, Paris.

The collaboration focusing on identifying new, efficient ways to process Lenzing's Tencel Lyocell and Modal fibers with Micro Technology, made from the natural material wood, sourced from certified or controlled sources [1] and manufactured using a responsible production process with a low environmental impact [2], on warp knitting machines, whilst demonstrating their suitability for high-quality textile applications.

Tencel Lyocell and Modal fibers produced with Micro Technology are characterized by their fine titers which enable the production of finer yarns, resulting in smooth and consistent fabrics that deliver softness and lightness for enhanced comfort, whilst yielding superior drape and movement.

Cellulose fibers offer consistent fiber length uniformity, forming the basis for high mechanical performance. Despite this advantage, the production of warp-knitted fabrics from cellulose fibers presents significant technical challenges. To address this complexity, the two partners joined forces to develop a new innovation project; Lenzing contributing extensive expertise in fiber production and yarn development, including the downstream spinning process, whilst Karl Mayer complemented with many years of experience in warp beam production from staple fibers and their processing on high-performance warp knitting machines. The manufacturer's machines are renowned on the market for their maximum efficiency, reliability and quality.

Yarn Properties: Minimal Hairiness, Homogeneous Cross-Section

The first step within the project development was to select

fibers and spinning technologies that would result in yarns with reduced hairiness. Low hairiness prevents contamination by lint or flying fibers during the beaming and warp knitting process.

In addition, a uniform yarn cross-section is important. A high level of homogeneity of the yarns ensures the tensile strength required to process several thousand threads at maximum speed on Karl Mayer warp knitting machines. Four different yarns were used, each made from two fiber raw materials and two spinning processes.

"We opted for Ring Compact and SIRO Compact spinning technology because it guarantees yarns with low hairiness and better performance and quality of the fabrics made from them," says Bernd Schleuchardt, Senior Manager Apparel in the Business Development Division at Lenzing. "By combining fiber innovation with downstream processing expertise, we aim to support scalable, industrial solutions that open up new commercial opportunities for cellulose fibers in warp knitting."

Specifically, the choice fell on:

1. Tencel Modal with Micro technology Ne 60/1 (Nm 100/1) Ring Compact – from Gebr. Otto GmbH + Co. KG, 89165 Dietenheim (Germany)

2. Tencel Lyocell with Micro technology Ne 60/1 (Nm 100/1) Ring Compact – from Gebr. Otto GmbH + Co. KG, 89165 Dietenheim (Germany)

3. Tencel Modal with Micro technology Ne 60/1 (Nm 100/1) SIRO Compact – from Inovafil - Fiação, S.A., 4770-583 Vila Nova de Famalicão (Portugal)

4. Tencel Lyocell with Micro Technology Ne 60/1 (Nm 100/1) SIRO Compact – from Inovafil - Fiação, S.A., 4770-583 Vila Nova de Famalicão (Portugal)

Processing: High Efficiency, Good Quality

The yarn material was warped to a high standard, particularly in terms of lint and used on a high-performance warp knitting machine in a gauge of E 28 with two guide bars. This resulted in three different articles for the clothing sector from each yarn: an open worked three-stitch tulle net, a close-knit fabric made counter-lapped open tricot lap and a fabric made from a counter-lapped atlas lap, also with a dense surface.

The processing tests revealed a clear winner: SIRO Compact impressed with significantly reduced hairiness, resulting in less fiber abrasion and less contamination of the machine.

"The project with Lenzing has shown that efficient processing of cellulose fibers on knitting machines is possible by using the right fibers and the right spinning process. We are currently working on optimisations to achieve even higher output," says Markus Otte, Senior Expert, Textile Development at Karl Mayer.

Debut Showcase: Market Ready Solutions

The results of the innovation project are being presented to the textile world at the ongoing Premiere Vision, Paris, 3rd-5th February, introducing a capsule collection as a mix of applications across lingerie, innerwear and lifestyle pieces for everyday wear.

The Lenzing team on stand 6P30 are engaged in discussions on all the latest innovations across the Lenzing portfolio, whilst exploring the new applications across the capsule.

**For Tecoya Trend Subscription
write to: tecoya@gmail.com**

Prices steady

By Cotton Man

MUMBAI, FEB. 03—

The cotton prices recorded a steady trend today across all the markets.

	Quality	Rate	Arrival in Bales State Wise
NORTH ZONE (RATES IN MAUND) (* 1 Maund = 37.324 KG.)			
Punjab	J-34 RG	5530-5570	500
Haryana	J-34 RG	5255-5380	1500
Rajasthan	J-34 28.5 mm	5280-5570	2500
Lower Rajasthan in Candy	J-34 28.5 mm	53500-55500	1500
CENTRAL ZONE (RATES IN CANDY) (1 Candy = 355.6188 KG.)			
Gujarat			
	V-797 (Kalayan) 22 mm	38500-39500	
	S6 28.5 mm	54000-54500	
	S-6 29.0 mm	54500-55000	25000
Maharashtra			
	MECH 1 - 29-30 mm	54000-55000	
	MECH 1-30 mm (RD 75)	54500-55500	
	MECH 1-30 mm (RD 75)	55000-56000	
	MCU-5 (Sillod) 31 mm	56000-56500	35000
Madhya Pradesh			
	MECH-1 29 mm RD 72	51000-52500	
	MECH-1 29 mm RD 74-75	54000-55000	
	MECH-1 30 mm RD 74-75	55500-56000	
	DCH-32 33-35 mm	71000-75000	10000
SOUTH ZONE (RATES IN CANDY)			
Andhra Pradesh			
	Bunny/Brahma (Telangan) 29-30 mm	54500-55500	
	MECH - 1 (Telangan) 29-30 mm	54500-55500	
	MCU-5 (AP) 30 mm	54000-55000	25000
Karnataka			
	Bunny / BT 29 mm	54500-55000	
	MCU-5 30 mm	55000-55500	
	DCH-32 33-35 mm	-----	10000
TAMILNADU			
	MCU-5 30 mm	54500-55000	
	Suvin 33-38 mm	-----	1000
ORISSA			
	MCU-5 30 mm	56000-56500	3500
Total Arrivals			1,15,500

Indian Cotton Federation

(Per Candy 2025-26 Crop)

V-797 (Guj)	39500	MCU-5 (AP)	55300
J-34 (RG) (Punj)	53082	DCH-32 (Karna)	81000
MECH-1/H-4 (MP)	52600	MECH-1 (Maha)	55000
Sankar-6 (Guj)	54500		#

COTTON ASSOCIATION OF INDIA

2025-26 COTTON SEASON

State	Staple	Mic	Per Candy
P/H/R	Below 22 m	5.0-7.0	45100
Guj	22mm	4.0-6.0	38200
M/M(P)	23mm	4.5-7.0	48200
P/H/R(U)	27mm	3.5-4.9	50400
P/H/R(U)	27mm	3.5-4.9	50900
M/M(P)/SA/TL	G27mm	3.0-3.4	48000
M/M(P)/SA/TL	27mm	3.5-4.9	52000
P/H/R(U)	28mm	3.5-4.9	52300
M/M(P)ICS-105	28mm	3.7-4.9	53800
SA/TL/K	28mm	3.7-4.9	53500
GUJICS-105	28mm	3.7-4.9	54000
R(L)ICS-105	28mm	3.7-4.9	53000
R(L)ICS-105	29mm	3.7-4.9	54300
M/M(P)ICS-105	29mm	3.7-4.9	54500
SA/TL/K	29mm	3.7-4.9	54300
GUJICS-105	29mm	3.7-4.9	54700
M/M(P) ICS-105	30mm	3.7-4.9	55500
SA/TL/K/O	30mm	3.7-4.9	55600
M/M(P)ICS-105	31mm	3.7-4.9	57000
SA/TL/K/TN/O	31mm	3.7-4.9	56700
SA/TL/K/TN/O	32mm	3.5-4.9	-----
M/M(P)ICS-107	34mm	2.8-3.7	71200
K/TNICS-107	34mm	2.8-3.7	72000
M/M(P)ICS-107	35mm	2.8-3.7	72200
K/TNICS-107	35mm	2.8-3.7	74000

U.S. Futures Daily Cotton Market

02 February 2026

Contract	Open*	High	Low	Close *	Settle	Change
Mar '26	62.97	63.21	62.20	62.80	62.67	-0.50
May '26	64.86	64.95	64.07	64.55	64.40	-0.53
Jul '26	66.47	66.58	65.77	66.21	66.10	-0.45
Oct '26					67.66	-0.33
Dec '26	68.67	68.83	68.15	68.48	68.40	-0.35

* Open and Close prices reflect the first and last trade in the market and do not correlate to any opening or closing period
Cotlook 'A' Index : 73.95

Trade Agreement Opens Fresh Growth Avenues

Continued from Page 1 Col 6

strengths will continue to drive volumes, there is scope to introduce newer products, specialised fabrics and differentiated home textiles aligned with evolving US consumer demand. Product development and closer buyer interaction will be important in building sustained export momentum.

Policy support will be important in translating the agreement into on-ground results. Greater support for Export Promotion Councils and exporters to participate in major textile and apparel trade fairs in the United States can improve buyer outreach and market visibility. Direct engagement at these platforms remains a key driver of sourcing decisions for US buyers.

Export Promotion Councils and industry associations may also consider leading focused textile and apparel delegations to the United

States to engage with buyers, brands and trade institutions. Such engagements can help identify market gaps, understand regulatory requirements and strengthen confidence in India's supply capabilities.

Trade and investment delegations should also prioritise discussions around US investment into India's textile sector, particularly in manufacturing, technology and sustainability-related areas. Increased investment can support capacity building while strengthening bilateral trade ties.

The Indo-US trade agreement provides a clear opportunity for India's textile and apparel industry. Realising its full potential will depend on coordinated efforts across exporters, industry bodies and policymakers to expand market reach, diversify products and build long-term buyer relationships.

Financial analysts fear India-EU pact could affect Pak's textile industry & other exports

KARACHI, FEB. 03-(PTI)

The recently signed Free Trade Agreement between India and the European Union (EU) has raised concerns within Pakistan's business industry, with financial analysts and exporters fearing that the pact could affect the cash-strapped country's textile industry and other exports.

India and the EU has sealed a landmark free trade agreement - billed as the "mother of all deals" -- under which 93 per cent of Indian shipments will enjoy duty-free access to the 27-nation bloc, while import of luxury cars and wines from the EU will become less expensive.

A leading financial expert on Friday warned that Pakistan should be prepared for tough competition, as India has opened a "new economic battle".

"They have signed trade deals with the EU and some other countries, which in turn will affect Pakistan's exports and business," Muhammad Ali Saya said.

He said that despite Pakistan's GSP+ status, which allows duty-free access for nearly 80 per cent of its exports to the EU, the textile exports were USD 6.2 billion in the first half of the current fiscal year, compared to India's USD 5.6 billion exports, even though the latter faces a 12 per cent tariff.

The GSP+ status was granted to Pakistan by the EU in 2014, resulting in a 108 per cent increase in Pakistani textile exports to Europe due to concessional tariffs. The GSP+ would expire in December next year.

On last Thursday, Foreign Office spokesperson Tahir Andrabi said Pakistan was in touch with the EU authorities to tackle any impact on its exports in the wake of the trade agreement between India and the 27-nation bloc.

"We are aware of this agreement. We have seen reports as well as the content," Andrabi told reporters at his weekly press briefing.

Saya said that under the deal India has signed with the EU, it will secure zero-rated access, and Pakistan's exports could suffer.

Financial analyst Ali Shan, who works with capital investments,

said that Pakistan could lose its competitive edge over India in the EU markets after the deal.

"The Pakistan government has to help its export industry and take corrective measures, or markets could be lost," he said.

He said that corrective measures could include listening to the grievances of the textile, rice and cotton export industry and meeting their demands of lowering taxes, providing cheaper energy and smoother export and foreign exchange processes.

Shan said Pakistan has relied heavily on its textile, rice and cotton exports and has done well because of cheaper labour and natural resources over the years, but competition will grow now with the India-EU deal.

Saqib Fayyaz Magoon, chairman of the Businessmen Panel Progressive (BMPP) and vice president of the Federation of Pakistan Chambers of Commerce and Industry (FPCCI), said that the government needs to offer more incentives to exporters.

"Nowadays, it is very difficult to gain back a market once it is lost. We are now in an economic war with India, and our government must act accordingly," he cautioned.

The EU remains Pakistan's largest export destination.

Magoon said that 25 per cent of Pakistan's exports go to the EU.

Faisal Arshad, who heads the Hosiery Manufacturers and Exporters Association (PHMA), said India-EU FTA could lead to aggressive price undercutting by Indian exporters in the EU market, an erosion of Pakistan's market share in hosiery, knitwear, and value-added garments.

This would have a knock-on effect in the form of increased pressure on export margins, employment, and sector sustainability, he said.

He noted that while Pakistan, despite its GSP+ status in the EU, has to comply with several international conventions related to human rights, labour standards, environment, and governance. In contrast, India's market access under the FTA does not carry the same obligations, he added.

US biz chambers and think tanks welcome deal

NEW YORK, FEB. 03-(PTI)

The India-US trade deal is a "first step" toward a comprehensive bilateral agreement that will unlock more private sector collaboration and help clear a pathway to work on other pressing matters, leading business chambers and think tanks said.

US Chamber of Commerce President and CEO Suzanne Clark welcomed progress toward a trade deal between the United States and India — a development it said that it and American and Indian businesses have long sought.

"We congratulate the US and Indian governments on their announcement to reduce tariffs and non-tariff barriers that will benefit American and Indian companies and workers in both great nations," Clark said in a statement Monday.

Indo-US trade deal ends atmosphere of uncertainty, says top FinMin officials

NEW DELHI, FEB. 03-(PTI)

The announcement of the Indo-US bilateral trade pact has ended the atmosphere of uncertainty and will have positive implications for the Indian economy amid global problems, top finance ministry officials said on Tuesday.

India and the US have agreed to a trade deal under which Washington will bring down the reciprocal tariff on Indian goods to 18 per cent from the current 25 per cent.

The breakthrough follows a high-level telephonic conversation between Prime Minister Narendra Modi and US President Donald Trump.

"Today Indian Economy continues to demonstrate strong macroeconomic resilience. Despite a global environment which has uncertainties, a great deal of uncertainty dropped today morning..." Economic

Affairs Secretary Anuradha Thakur said in her address to the industry chamber FICCI here.

She further said India stands out as a macroeconomically strong country in the world today.

The government is further awaiting the details of the trade deal to gauge if India's economic growth will exceed the estimate of 6.8-7.2 per cent in 2026-27, she said.

The government prepared its Budget for the next financial year based on the then India-US dynamic that entailed steep tariffs, Thakur said, adding that her ministry is confident of transparently achieving all fiscal commitments laid out in the Budget.

There is also a possibility that India's strong economic momentum may help the government exceed its projections for receipts as well as

divestment in FY27, she added.

Speaking at the event, Financial Services Secretary M Nagaraju said, "Today is a good day. One of the dark clouds of uncertainty from the world economy has been lifted, with both Prime Minister Narendra Modi and US President Trump reaching a trade deal."

He expressed confidence in India's economic momentum, but added that the banking sector's credit growth is not yet enough to meet the Viksit Bharat vision of 2047.

The high-level expert committee for the banking sector, proposed in the Budget, will take into account the issue and recommend measures to improve the banking sector and improve credit growth, Nagaraju said.

The government will soon set up the panel and detail its terms of reference, he added.

Re jumps 122p to close at 90.27 against \$ on India-US trade deal

MUMBAI, FEB. 03—

The Indian rupee emerged as the best-performing Asian currency on Tuesday, registering a gain of 122 paise or 1.33 per cent in a single trading session to settle at 90.27 (provisional) against the US dollar, after India and the US agreed to a trade deal.

Forex traders said the Indian rupee rose to the highest levels in two and a half weeks and rallied by around 1.5 pc on the trade deal between India and the US.

Domestic indices also surged by around 2.75 per cent, boosting domestic market sentiments. Further, weakness in crude oil prices and expected foreign inflows also favoured investor sentiment.

India and the US agreed to a trade deal under which Washington will bring down the reciprocal tariff on Indian goods to 18 per cent, lower than that for countries like China, Bangladesh and Vietnam.

#