



PLEXCONCIL - The Plastics Export Promotion Council

# PLEXCONNECT<sup>®</sup>

Edition 29, November 2021

**RoDTEP – Interview with  
Sudhakar Kasture**

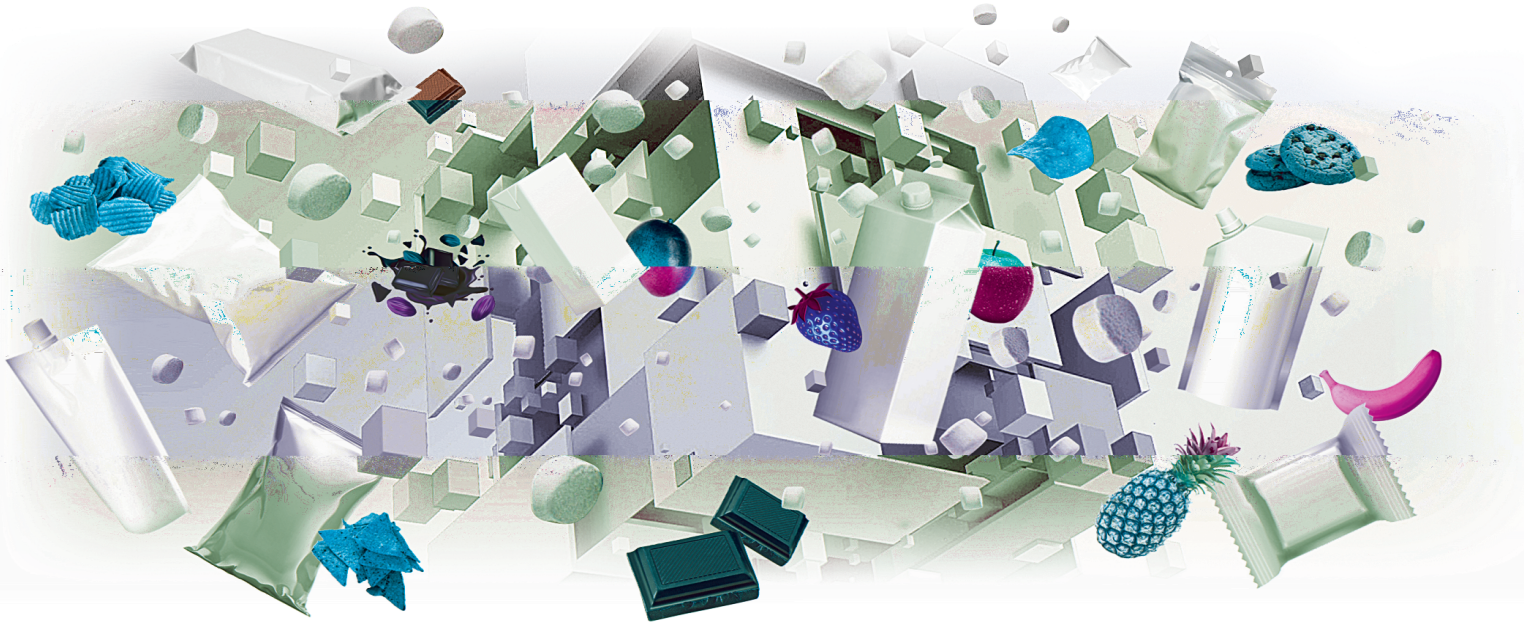
**FTP Interview with  
Dr. Ram Singh, IIFT**

**Countryside –  
Focus on UAE**

**Specifying PCR? Find the  
Answers to these Eight  
Questions**



# Characterized to HYGIENIC PACKAGING >>>



**White Masterbatches for Multi-layer and Extrusion Coating applications..  
Designed to protect eatables in different environmental conditions..**

Cost-effective innovations to provide you with the utmost satisfaction to enhance functionality and performance beyond limits



**Applications :**

- ◆ Food Packaging
- ◆ Snacks
- ◆ Bakery Products

**Performances :**

- ◆ Batch to batch consistency
- ◆ Great bonding with substrate
- ◆ Enhanced end use product performance

- One of the largest manufacturer of Masterbatches, Fillers & Compounds
- Network spread over 50+ countries

*Exceeding Your Expectations*

# BLEND COLOURS

*Powered by Innovation*



**Hear BLEND, Think #BLENDCOLOURS**





THE PLASTICS EXPORT  
PROMOTION COUNCIL

Mr. Vikram Bhadauria,  
ALOK Masterbatches

Mr. Manoj Agarwal,  
Kanpur Plastipack

**Member** – Mr. Amit Pal, Kolor Impex

**Member** – Mr. Devang Sheth,  
Polycromax Industries

Mr. Sribash Dasmohapatra

The Plastics Export Promotion Council

Sribash Dasmohapatra,  
Executive Director, Plexconcil

Sangita Iyengar

Send in your feedback, comments,  
suggestions to

### **Head Office (Head Office)**

B-Wing, Dynasty Business Park, Unit No. 2, Ground  
Floor, Andheri-Kurla Road, Chakala, Andheri East,  
Mumbai – 400059, Maharashtra  
Tel: 022 – 40170000

### **Delhi - Northern Regional (Regional Office)**

319, 3rd Floor, Block - E, International Trade Tower  
99, Nehru Place  
New Delhi - 110019  
Tel: 91-11-26478817 / 26478819  
Fax: 91-11-26478821  
Email: plexnr@plexconcil.org  
ashutosh.kumar@plexconcil.org

### **Chennai - Southern Regional (Regional Office)**

Rasheed Mension, 3rd Floor, 408 Anna Salai  
Chennai - 600006  
Tel: 91-44-28292620  
Fax: 91-44-28291518  
Email: ruban.hobday@plexconcil.org,  
dayanidhi@plexconcil.org

### **Kolkata - Eastern Regional (Regional Office)**

Vanijya Bhavan, 1/1 Wood Street  
Kolkata - 700016  
Tel: 91-33-22834497 / 22834498  
Fax: 91-33-22834289  
Email: nilotpal@plexconcil.org

### **Ahmedabad – Gujarat Region (Regional Office)**

A-1001, Titanium Heights,  
Nr. Vodafone House,  
Corporate Road,  
Prahlanagar, Makarba,  
Ahmedabad- 380015 (Gujarat)  
Tel: 079-48010103  
Email: naman@plexconcil.org



@officialplexconcil



THE PLASTICS EXPORT PROMOTION COUNCIL



@plexconcil



@officialplexconcil



**JJ Plastalloy Pvt. Ltd.**



## **LEADING MANUFACTURER & EXPORTER OF MASTERBATCHES**

We Specialize in manufacture and export of various thermoplastic Compounds and Masterbatches.

### **OUR PRODUCTS**

<b>Colour Masterbatches</b>	<b>Black Masterbatches</b>	<b>Filler Masterbatches</b>	<b>Modifiers</b>
<b>White Masterbatches</b>	<b>Additive Masterbatches</b>	<b>Polyester Masterbatches</b>	<b>Polymer Compounds</b>

+91 - 8808736600 | [dhirendra@jjplastalloy.com](mailto:dhirendra@jjplastalloy.com)  
Manufacturing Units - Bharuch (Gujarat) & Chaundauli (U.P)

[www.jjplastalloy.com](http://www.jjplastalloy.com)

From the Chairman's Desk	04
Council Activities – September2021	05
Export Performance – September 2021	10
Countryscape -UNITED ARAB EMIRATES	17
India's Foreign Trade Policy – Interview with Dr. Ram Singh, Professor & Head (MDPs), IIFT	21
Polymer Price Tracker	25
Product of the Month – Office & School Supplies of Plastics	26
RoDTEP & Everything you should know – Interview with Sudhakar Kasture, Helpline Impex	30
Specifying PCR? Find Answers to These Eight Questions	33
For Best Results in Plastic Color Control – Plan Accordingly	37
International News	41
India News	47
Why become a Plexconcil Member?	54
New Members – September 2021	55



It is said that hope is being able to see light through all the darkness and the festival of Diwali is the ideal representation of dispelling darkness and renewing hope. On behalf of Plexconcil, we extend our warmest greetings to you and your loved ones for Diwali. May you all prosper, grow and your lives be filled with an abundance of blessings.

Foremost, it is my pleasure to inform you that Plexconcil recently signed a landmark MOU with Dun & Bradstreet, the leading global provider of B2B data, insights and AI-driven platforms with the aim to foster growth of MSME exporters in the country. The partnership will help the SME and MSME members of PLEXCONCIL in getting the various D&B services to empower them with tools which can help them to overcome their challenges and grow their business. Dun & Bradstreet's D-U-N-S® Registered™ Solution will help MSME plastic exporters to build their credibility and increase their visibility, both domestically as well as globally. It will also act as a differentiator across various platforms among their peers.

In the past 10 months, with exports showing a steady growth, positivity among the industry is palpable. The GOI is confident of achieving \$400 Billion in exports and with the introduction of schemes like One District, One Product; PLI, GatiShakti, etc, in addition to pursuing new FTAs, setting up of plastics parks, and more together are sure to infuse India's manufacturing exports with greater dynamism in times to come.

During September 2021, India exported plastics worth USD 1,055 million, up 23.1% from USD 857 million in September 2020. Cumulative value of plastics export during April 2021 – September 2021 was USD 6,683 million as against USD 4,768 million during the same period last year, registering a positive growth of 40.1%. In this issue, we talked to Dr. Ram Singh, Professor & Head (MDPs) at the IIFT, New Delhi to understand the GOI's efforts in finalizing its FTPs and how this could bring a huge change to our country's standing in international trade, address all our concerns and set the path for growth.

We also talked to Mr. Sudhakar Kasture, an expert in EXIM Policies, and he has explained the details of RoDTEP, inclusions, exclusions, point for consideration while making claims and the claim procedure. Plexconcil had also organized a seminar on the subject in the past month and we would be happy to share his presentation upon request.

On another note, with rising oil prices and Asian Naphtha prices hitting an all time high since 2014, polymer prices in September saw an upward trend. It is believed that the increase has been on account of heavier demand and a supply deficit. Though capacities continue to be added each year, this trend is likely to remain as long as demand outpaces supply. We need to keep watching the trend.

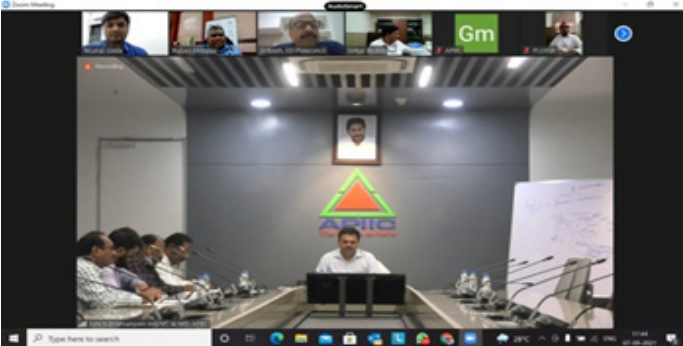
In other news, we bring you Office & School Stationery export overview in our Product of the Month section. The segment that has been struggling for the past 18 months is now gradually picking up steam on account of many economies opening up. However, full recovery is still a few months away and we do hope for the best. We also look at UAE, India's 3rd largest trading partner under the Countryscape section. Within plastics too the UAE has been among our top 3 trade partners, and we are hoping that with the impending FTA, our exporters will be able to tap into even greater opportunities in times ahead. Do not forget to also catch up with the latest news from around the world.

Have a happy holiday and while you continue to enjoy the festivities, do so with all caution. Wish you all a very Happy Diwali and New Year!

**Arvind Goenka**

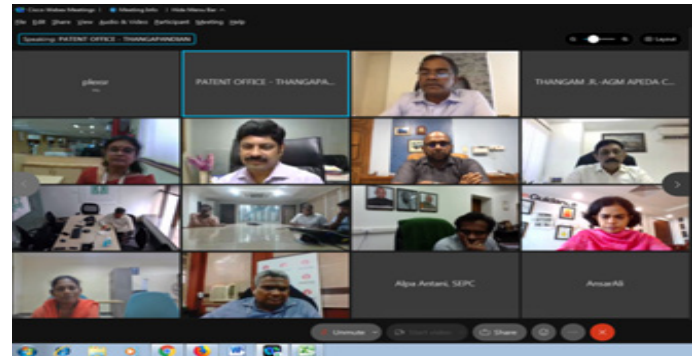
## Preliminary Meeting with Andhra Pradesh Economic Development Board (AEDB) & other Stakeholders in Organising Vanijya Saptah at Vijayawada: 02nd & 07th September 2021 - Southern Region

Plexconcil being the lead Council for the State of Andhra Pradesh has had Preliminary Meetings with Andhra Pradesh Economic Development Board (AEDB), JDGFT – Vishakhapatnam and other stakeholders with regard to organising of Vanijya Saptah at Vijayawada on 21st & 22nd September 2021. The meeting had participation from various EPC's and Industry stakeholders.



## (CLE), Guidance Tamil Nadu & other Stakeholders in Organising Vanijya Saptah at Chennai: 03rd & 18th September 2021 - Southern Region

Plexconcil-Southern Region participated in the Preliminary Meeting organised by CLE & Guidance Tamil Nadu with regard to Vanijya Saptah to be held in Chennai on 22nd September 2021. The meeting had participation from various EPC's and Industry stakeholders.



## Youth Wing Committee Meeting: 03rd September 2021 - Southern Region

A brief meeting was organized on 03rd September 2021 on VC with Mr. Arvind Goenka, Chairman and the Youth Wing Committee members to discuss the plans to bring out the e-Directory of the Plastic Industry with the software developer. Mr. Pranoy, Mr. Druven Chitalia, and Mr. Mayank Gokenka along with Mr. Ruban Hobday, RD – South participated in the meeting.

## District Export Promotion Committee Meeting of Panchmahal District, Gujarat: 08-09-2021 - Western Region (Ahmedabad)

To promote each district as an Export Hub, a Committee has been formed to promote export from Panchmahal District. Plastic has been selected as one of the focus product with high potential for increase in exports from the Panchmahal District. To deliberate and discuss more about District Export Plan, a meeting was held on 8th September, 2021 at Collector Office, Godhara, Panchmahal, Gujarat. The meeting was held under chairmanship of Mr Sujal Mayatra, IAS, Collector, Panchmahal, Gujarat and co-chaired by Mr Rahul Singh, ITS, Deputy DGFT, RA Vadodara. Plexconcil was represented by Mr Naman Marjadi, Assistant Director, Regional Office- Ahmedabad. Several suggestions were given during the meeting for boosting of Plastic exports from the District. Mr S. J. Thakor, General Manager, District Industries Center- Panchmahal is the convener for Panchmahal District.

## District Export Promotion Committee Meeting of Dahod District, Gujarat: 08-09-2021 - Western Region (Ahmedabad)

The Second meeting of District Export Promotion committee of Dahod District was held under chairmanship of Dr. Harshit Gosavi, IAS, Collector, Dahod, Gujarat on 8th September, 2021 at Conference hall, Collector Office, Dahod. The meeting was co-chaired by Mr Rahul Singh, ITS, Deputy DGFT, RA Vadodara. Mr S. J. Thakor, (In Charge), General Manager, District Industries Center- Dahod is the convenor for Panchmahal District. The District Export Plan was deliberated during the meeting. Inputs were given during the meeting to start and increase export from Dahod District. The Plexconcil was represented by Mr Naman Marjadi, Assistant Director, Regional Office- Ahmedabad.

## Meeting regarding organizing Vanijya Utsav event in the State of Gujarat at Gandhinagar: 08-09-2021 - Western Region (Ahmedabad)

In order to discuss organizing the Vanijya Saptah event in Gujarat successfully, a meeting was organized by Office of the Industries Commissioner, Government of Gujarat with all Export Promotion Councils on 9th September, 2021 (Thursday) at 3.00 pm at Industries Commissionerate office, Committee Room, Block No. 1& 2, 2nd Floor, Udyog Bhavan, Gandhinagar. All members were briefed about the activities and events to take place during Trade and Commerce Week (Vanijya Saptah) event in Gujarat and role of EPCs for the same. Mr Naman Marjadi, Assistant Director, Regional Office- Ahmedabad attended the meeting from Plexconcil. In the following week, virtual meetings were also organized for planning and execution of Vanijya Utsav event which was attended by Mr Shyam Tibrewal, CoA Member – WR, Plexconcil and Mr Sribash Dasmohapatra, Executive Director, Plexconcil.

## Meeting with GM, DIC, Kolkata: 10th September 2021 - Eastern Region

The above meeting was held at the MSME Facilitation Centre, 'Shilpa Sadan', 4 Camac Street, Kolkata. The prime objective of the meeting was to connect with the plastic processors (based in KMC area) in order to give handling support to them for export promotion. It has been planned to organise awareness seminar to create export awareness.

## Field Visit to Tamil Nadu Polymer Park and Industries Ltd at Chennai: 13th September 2021 - Southern Region

Plexconcil-Southern Region organised a field visit to Tamil Nadu Polymer Park and Industries Ltd at Chennai for Council and TAPMA Members with the support of TAPMA on 13th September 2021. SIPCOT, Govt of Tamil Nadu officials made brief presentation on the Tamil Nadu Polymer Park at the site outlining the major advantages of establishing the unit at the said Polymer Park.



## **Meetings with Andhra Pradesh Economic Development Board (AEDB) & other Stakeholders in Organising Vanijya Saptah at Vijayawada: 13th & 14th September 2021 - Southern Region**

Mr. Ruban Hobday, Regional Director-South and Mr. Krunal Goda, Sr. Manager-Exhibitions met the officials of Andhra Pradesh Economic Development Board (AEDB) and other important stakeholders with regard to progress made towards organising of Vanijya Saptah at Vijayawada.

## **Promotion of the Indian Plastic Industry/Plexconcil's activities during 'PLÁSTICO BRASIL XPERIENCE' (virtual content and networking week): 14th -16th September 2021 - Eastern Region**

As per initiative of the O/o Consulate General of India, Sao Paulo, the Plastico Brazil fair authority gave an opportunity to the Council to promote the Indian Plastics Industry during the Plastico Brazil Xperience. A digital booth was allocated to the Council for promotion of the Industry during the show. Mr Nilotpal Biswas, RD co-ordinated with the O/o CGI, Sau Paulo and fair authority for setting up of the booth.

## **Joint Secretary Factory visit at Bangalore on 17th September 2021 - Southern Region**

Plexconcil-Southern Region organised factory visit for Shri. S. Suresh Kumar, IAS, Joint Secretary, EP (CAP), Ministry of Commerce, Govt. of India to M/s. Synthetic Packers Pvt Ltd, Bangalore on 17th September 2021.

## **Youth Wing Committee Meeting: 17th September 2021 - Southern Region**

Mr. Ruban Hobday, Regional Director had a virtual meeting with M/s. Maintec, Bangalore concerning the proposed software development for bringing out the e-Directory as initiated by the Youth Committee on 17th Sep 2021.

## **Chennai Plastic Print Lamination Cluster Awareness Programme at Chennai: September 2021 - Southern**

Chennai Plastic Print Lam Association has organised an Awareness Programme for formation of Chennai Plastic Print Lamination Cluster with the support of MSME-DI, Chennai. The participants were briefed on the importance of creating this Cluster for the betterment of the trade.



## Dun & Bradstreet India and PLEXCONCIL sign MOU to foster MSME exporters' growth in India



Dun & Bradstreet Information Services India Pvt. Ltd., the leading global provider of B2B data, insights and AI-driven platforms, signed a Memorandum of Understanding (MoU) with The Plastics Export Promotion Council (PLEXCONCIL) to create an ecosystem for promoting, aiding and fostering the growth of Small and Medium Enterprises (SMEs) exporters in the country. This partnership will help SMEs in India to increase their visibility, expand access to global markets, find potential customers, uncover new suppliers and channel partners, manage risk and identify growth opportunities.

The Indian government has set a target for the country to become a US\$5 trillion economy by FY 2025 and SMEs will play a critical role in this growth journey. This segment is expected to contribute by 50% of GDP by FY 2025 from current 30%. To achieve that target, SMEs must contribute 75% to the incremental GDP between today and FY 2025. This represents a significant contribution of SMEs to India's growth and they will require increased support from the government, policy makers and business service providers.

Speaking about the partnership, **Mr. Avinash Gupta, Managing Director & CEO – India, Dun & Bradstreet** said, "Dun & Bradstreet has been working with the Indian MSMEs since the past two decades, providing them with the necessary business intelligence to help them grow and thrive. In India, more than 99% of businesses belong to Micro, Small and Medium category and 94% of them are unorganized. By working with PLEXCONCIL, we expect to play a pivotal role in growth of MSMEs engaged in plastic exports. By availing the Dun & Bradstreet's D-U-N-S® Registered™ Solution, MSME plastic exporters would be able to build their credibility and increase visibility in the global market. Dun & Bradstreet will be launching an ESG seal for MSME custom-

ers in Q1 2022 to help them work with larger corporates seamlessly. This will also help larger corporates to work closely with the MSME supply chain to meet their ESG targets."

**Mr. Arvind Goenka, Chairman, PLEXCONCIL**, said, "The growth in plastics' exports in the first half of FY2022 reflects the tremendous efforts and the entrepreneurial spirit of Indian MSME exporters, who posted growth despite facing many challenges during the pandemic. PLEXCONCIL has been taking several proactive initiatives to build bridges between Indian MSMEs and international suppliers and sourcing majors in an evolving global supply-chain management scenario."

"The partnership will help the SME and MSME members of PLEXCONCIL in getting the various D&B services to empower them with tools which can help them to overcome their challenges and grow their business. Dun & Bradstreet's D-U-N-S® Registered™ Solution will help MSME plastic exporters to build their credibility and increase their visibility, both domestically as well as globally. It will also act as a differentiator across various platforms among their peers," added Mr. Goenka.

**PLEXCONCIL**, added, "I am delighted to inform you that PLEXCONCIL has signed an Memorandum of Understanding (MoU) with Dun & Bradstreet for D-U-N-S® Number, a nine-digit unique identifier for businesses, that is often used by exporters and importers around the world, including the US, Australia and the European Union, to help establish the legitimacy, ownership, and creditworthiness of their business partners. As part of our arrangement, Dun & Bradstreet shall also offer D-U-N-S® Registered seal in the package so that it can be used on website, and added on email signatures, documents and presentations by members of the council. The special package available to PLEXCONCIL's MSME members will go a long way in nurturing relationships and furthering developing the market."

MSME plastic exporters may refer to these short videos: <https://youtu.be/Quh2OzweE1M> & <https://youtu.be/RI0PeLsU9TI> to know the benefits of having a D-U-N-S® Number.



*Technocrats of the millennium*

## POLYMER, STEEL PIPES & ACCESSORIES

We are committed to total customer satisfaction which shall be achieved by providing cost effective quality product with timely delivery

[www.vishalpipes.com](http://www.vishalpipes.com)



## VISHAL PIPES LTD.

**Corporate office:** 32, Nishant Kunj, 1st Floor, Kohat Enclave, Lala Jagat Narayan Marg, Pitampura, Delhi, 110034 [India] Phone: +91-11-4620 5620 [100 Lines]

**Head office:** C-101, Dadu dayal house, RDC, Raj Nagar, Ghaziabad, Uttar Pradesh 201001 [India] Phone: +91-120-4636100 [100 Lines]

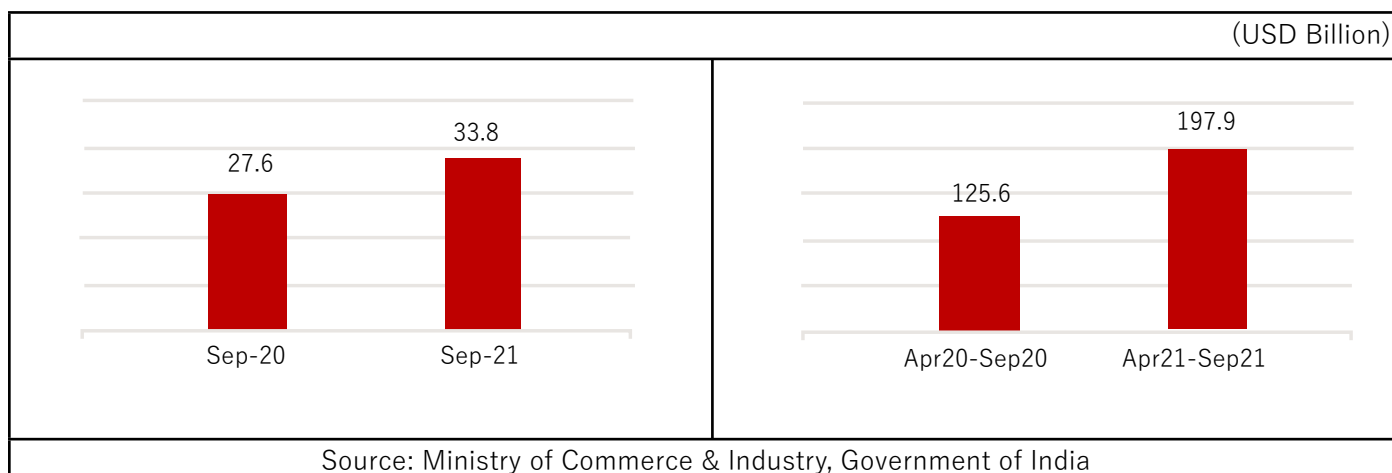


## Export Performance – September 2021

### TREND IN OVERALL EXPORTS

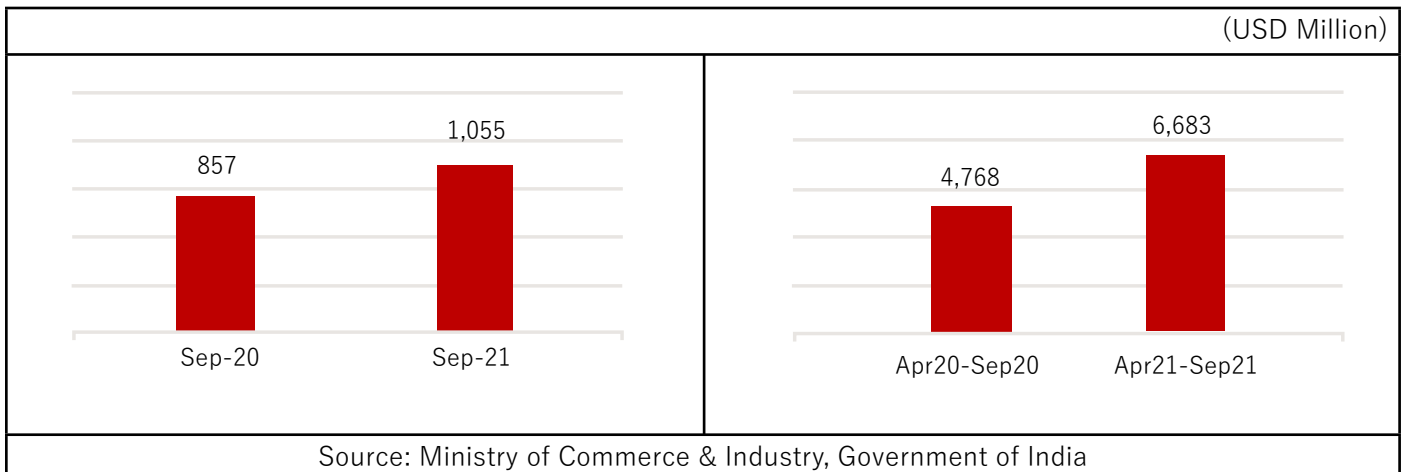
India reported merchandise exports of USD 33.8 billion in September 2021, up 22.6% from USD 27.6 billion in September 2020. Cumulative value of merchandise exports during April 2021 – September 2021 was USD 197.9 billion as against USD 125.6 billion during the same period last year, reflecting a growth of 57.5%.

**Exhibit 1: Trend in overall merchandise exports from India**



### TREND IN PLASTICS EXPORT

During September 2021, India exported plastics worth USD 1,055 million, up 23.1% from USD 857 million in September 2020. Cumulative value of plastics export during April 2021 – September 2021 was USD 6,683 million as against USD 4,768 million during the same period last year, registering a positive growth of 40.1%.

**Exhibit 2: Trend in plastics export by India**

**PLASTICS EXPORT, BY PANEL**

In September 2021, all the product panels, except Rigid packaging & PET preforms, reported positive growth in exports. Strong performance was registered by Human hair products; Composites / FRP products; Miscellaneous products; Pipes and fittings; Writing Instruments; and Polyester Films.

**Exhibit 3: Panel-wise % growth in plastics export by India**

	Sep-20	Sep-21	Growth	Apr 20- Sep 20	Apr 21- Sep 21	Growth
	(USD Mn)	(USD Mn)	(%)	(USD Mn)	(USD Mn)	(%)
Consumer & House ware	53.8	60.5	+12.4%	212.2	352.5	+66.1%
Cordage & Fishnets	17.3	17.9	+4.0%	75.9	97.3	+28.3%
Composites / FRP products	27.2	42.4	+56.2%	122.9	218.3	+77.6%
Floor Coverings, Leather cloth & Lam- inates	45.2	53.5	+18.2%	190.2	319.9	+68.1%
Human Hair & Related Products	35.8	71.5	+99.7%	139.3	455.1	+226.7%
Miscellaneous Products	139.3	193.5	+38.9%	650.1	1,043.5	+60.5%
Pipes & Fittings	16.0	21.5	+34.3%	77.7	130.5	+67.9%
Polyester Films	120.7	151.7	+25.7%	779.1	985.6	+26.5%
Plastics Raw Materials	275.0	294.4	+7.0%	1,953.2	2,204.5	+12.9%
Rigid Packaging & PET Preforms	31.7	30.8	-2.7%	152.8	191.4	+25.2%
Woven Sacks / FIBCs	82.1	100.5	+22.4%	347.7	594.1	+70.9%
Writing Instruments	13.4	17.2	+28.7%	67.4	90.4	+34.3%
	857.3	1,055.4	+23.1%	4,768.5	6,682.9	+40.1%

Source: Ministry of Commerce & Industry, Government of India

Export of **Consumer & house ware** products increased by 12.4% in September 2021 due to higher shipment of Toys of plastics (HS code 95030030); Tooth brushes (HS code 96032100); Bags and similar containers, with outer surface of plastic sheeting (HS code 42029200); and Other household articles and toilet articles, of plastics (HS code 39249090).

**Cordage & fishnets** export were also up by 4.0% in September 2021 aided by improved sales of Other binder or baler twine of polyethylene or polypropylene (HS code 560749).

Export of \_\_\_\_\_ was up by 56.2% due to increased sales of Articles of plastics and articles of other materials of heading 3901 to 3914, n.e.s (HS code 39269099).

In case of **Floor coverings, leather cloth & laminates**, exports in September 2021 were up 18.2% as Indian exporters reported higher sales of Floor, wall, ceiling coverings of plastics of polymers of vinyl chloride (HS code 391810); and Decorative laminates (HS code 48239019).

Export of **Human hair & related products** clocked an impressive 99.7% growth due to strong sales of Human hair, unworked, whether or not washed and scoured (HS code 05010010); and Human hair, dressed, thinned, bleached or otherwise worked (HS code 67030010).

\_\_\_\_\_ export increased by 38.9% in September 2021 due to higher sales of Other sacks and bags of plastics (HS code 39232990); Optical fibres, optical fibres bundles and cables (HS code 90011000); and Polypropylene articles, n.e.s (HS code 39269080).

Export of **Pipes & fittings** witnessed a growth of 34.3% due to improved sales of Tubes, pipes and hoses, and fittings thereof of polymers of ethylene (HS code 391721); Flexible tubes, pipes and hoses, having a minimum burst pressure of 27.6 MPa (HS code 391731); and Other fittings of plastic (HS code 39174000).

**Polyester films** witnessed an increase of 25.7% in exports during September 2021 due to higher shipments of Sheets and films of polymers of propylene (HS code 392020); and Flexible films and sheets of polyethylene terephthalate (HS code 39206220).

\_\_\_\_\_ export was up 7.0% in September 2021 due to higher sales of Polytetrafluoroethylene (HS Code 39046100); Other acrylic polymers in primary form (HS Code 39069090); and Polyethylene terephthalate in various forms (HS Code 39076190 and 39076990).

**Rigid packaging & PET performs** export fell by 2.7% on lower sales of Other articles for conveyance or packing of goods (HS code 39239090); and Other stoppers, lids, caps and closures of plastics (HS Code 39235090).

Export of **Woven sacks and FIBCs** gained 22.4% during September 2021 as sales of Flexible Intermediate Bulk Containers or FIBCs (HS code 63053200) remained strong. India is a significant exporter of FIBC to Europe and North America.

Export of \_\_\_\_\_ witnessed an increase of 28.7% in September 2021. This product segment is limping back to growth after a period of difficult sales due to closure of schools and offices.

		Apr 20 - Sep 20	Apr 21 - Sep 21	Growth
		(USD Mn)	(USD Mn)	(%)
63053200	Flexible intermediate bulk containers, for the packing of goods, of synthetic or man-made textile materials	279.9	491.8	+75.7%
39021000	Polypropylene, in primary forms	448.6	338.1	-24.6%
39076190	Polyethylene terephthalate: Other primary form	306.0	418.9	+36.9%
39232990	Sacks and bags, incl. cones, of plastics (excl. those of polymers of ethylene): Other	157.5	251.4	+59.6%
67030010	Human hair, dressed, thinned, bleached	133.9	348.0	+159.9%
39269099	Articles of plastics and articles of other materials of heading 3901 to 3914, n.e.s: Other	120.9	215.1	+77.9%
39012000	Polyethylene with a specific gravity of $\geq 0,94$ , in primary forms	203.9	120.5	-40.9%
39014010	Linear low-density polyethylene, in which ethylene monomer unit contributes less than 95 % by weight of the total polymer content	167.6	139.4	-16.8%
90011000	Optical fibres, optical fibre bundles and cables (excl. made-up of individually sheathed fibres of heading 8544)	97.7	207.5	+112.5%
48239019	Decorative laminates	86.4	133.7	+54.8%
39206220	Plates, sheets, film, foil and strip, of non-cellular polyethylene terephthalate, not reinforced, laminated, supported or similarly combined with other materials, without backing, unworked or merely surface-worked or merely cut into squares or rectangles: Flexible, plain	109.6	125.8	+14.8%
39269080	Articles of plastics and articles of other materials of heading 3901 to 3914: Polypropylene articles, nes	80.0	142.2	+77.8%
39202020	Plates, sheets, film, foil and strip, of non-cellular polymers of ethylene, not reinforced, laminated, supported or similarly combined with other materials, without backing, unworked or merely surface-worked or merely cut into squares or rectangles: Flexible, plain	108.5	164.2	+51.3%
39232100	Sacks and bags, incl. cones, of polymers of ethylene	70.0	105.9	+51.1%
39076990	Polyethylene terephthalate: Other primary form	79.8	146.4	+83.4%
59039090	Textile fabrics impregnated, coated, covered or laminated with plastics other than polyvinyl chloride or polyurethane: Other	57.3	108.3	+89.2%
39239090	Articles for the conveyance or packaging of goods, of plastics: Other	70.3	84.4	+20.2%
39069090	Acrylic polymers, in primary forms (excl. polymethyl methacrylate): Other	44.1	162.7	+268.8%

39202090	Plates, sheets, film, foil and strip, of non-cellular polymers of ethylene, not reinforced, laminated, supported or similarly combined with other materials, without backing, unworked or merely surface-worked or merely cut into squares or rectangles: Other	54.8	93.4	+70.4%
90015000	Spectacle lenses of materials other than glass	54.2	64.9	+19.8%
39011010	Linear low-density polyethylene, in which ethylene monomer unit contributes 95 % or more by weight of the total polymer content	74.0	47.9	-35.2%
54072090	Woven fabrics of strip or the like, of synthetic filament, incl. monofilament of $\geq 67$ decitex and with a cross sectional dimension of $\leq 1$ mm: Other	41.5	68.7	+65.5%
39206290	Plates, sheets, film, foil and strip, of non-cellular polyethylene terephthalate, not reinforced, laminated, supported or similarly combined with other materials, without backing, unworked or merely surface-worked or merely cut into squares or rectangles: Other	52.7	62.7	+19.1%
39046100	Polytetrafluoroethylene, in primary forms	46.8	81.4	+73.9%
90183930	Cannulae	46.4	46.4	+0.0%
39219099	Plates, sheets, film, foil and strip, of plastics, reinforced, laminated, supported or similarly combined with other materials, unworked or merely surface-worked or merely cut into squares or rectangles: Other	53.8	57.8	+7.4%
39011020	Low density polyethylene	60.5	51.0	-15.7%
39219096	Plates, sheets, film, foil and strip, of plastics, reinforced, laminated, supported or similarly combined with other materials, unworked or merely surface-worked or merely cut into squares or rectangles): Flexible, laminated	51.4	45.8	-10.9%
96081019	Ball-point pens	40.7	48.3	+18.8%
39241090	Tableware and kitchenware, of plastics: Other	33.6	50.5	+50.3%
39072090	Polyethers in primary forms (excl. polyacetals): Other	45.3	23.5	-48.1%
56074900	Twine, cordage, ropes and cables of polyethylene or polypropylene, whether or not plaited or braided and whether or not impregnated, coated, covered or sheathed with rubber or plastics	34.4	57.1	+66.2%
95030030	Toys of plastics	36.1	56.8	+57.3%
39199090	Self-adhesive plates, sheets, film, foil, tape, strip and other flat shapes, of plastics, whether or not in rolls $> 20$ cm wide: Other	41.0	44.7	+9.2%
39219094	Plates, sheets, film, foil and strip, of plastics, reinforced, laminated, supported or similarly combined with other materials, unworked or merely surface-worked or merely cut into squares or rectangles: Flexible, metallised	40.7	45.9	+12.9%

39206919	Plates, sheets, film, foil and strip, of non-cellular polyesters, not reinforced, laminated, supported or similarly combined with other materials, not worked or only surface-worked, or only cut to rectangular, incl. square, shapes: Other	35.9	45.2	+25.8%
96032100	Tooth brushes, incl. dental-plate brushes	30.0	44.2	+47.5%
59031090	Textile fabrics impregnated, coated, covered or laminated with polyvinyl chloride: Other	24.4	35.7	+46.5%
39023000	Propylene copolymers, in primary forms	48.6	32.1	-34.1%
39140020	Ion-exchangers based on polymers of heading 3901 to 3913, in primary forms: Ion exchangers of polymerisation	32.8	37.2	+13.5%
39119090	Polysulphides, polysulphones and other polymers and prepolymers produced by chemical synthesis, n.e.s., in primary forms: Other	24.7	32.3	+31.0%
39204900	Plates, sheets, film, foil and strip, of non-cellular polymers of vinyl chloride, containing by weight < 6% of plasticisers, not reinforced, laminated, supported or similarly combined with other materials, without backing, unworked or merely surface-worked or merely cut into squares or rectangles	29.3	33.0	+12.8%
39241010	Tableware and kitchenware, of plastics: Insulated ware	19.0	34.2	+79.5%
39129090	Cellulose and chemical derivatives thereof, n.e.s., in primary forms (excl. cellulose acetates, cellulose nitrates and cellulose ethers): Other	27.6	34.0	+23.0%
39095000	Polyurethanes, in primary forms	27.7	35.7	+28.9%
39235010	Stoppers, lids, caps and other closures, of plastics: Caps and closures for bottles	23.5	34.0	+44.5%
39206929	Plates, sheets, film, foil and strip, of non-cellular polyesters, not reinforced, laminated, supported or similarly combined with other materials, not worked or only surface-worked, or only cut to rectangular, incl. square, shapes: Other	23.7	35.8	+51.2%
54072030	Woven fabrics of strip or the like, of synthetic filament, incl. monofilament of $\geq 67$ decitex and with a cross sectional dimension of $\leq 1$ mm: Dyed	17.2	19.3	+12.3%
39073010	Epoxy resins	18.4	54.5	+195.7%
39011090	Polyethylene with a specific gravity of $< 0.94$ , in primary forms: Other	24.0	39.3	+64.0%

Source: Ministry of Commerce & Industry, Government of India



Scaling New Heights

PRODUCTION . QUALITY . INNOVATION

# SYNTHETIC PACKERS PVT. LTD.

MANUFACTURER OF SPECIALIZED PE FILMS



PE film



Dry Bulk Container Liner film



Greenhouse film



IBC liquid liner film



Barrier film



Vaccum Pouches



Bags & Liner



Stretch film

## *Product range also includes*

- Antistatic / Conductive / VCI film
- Mulch film
- Shrink film
- Dunnage bag film
- Tamper proof courier bags
- Slider / Freezer bags
- Zip lock bags
- Bubble film / bags





# UNITED ARAB EMIRATES

## Economic overview

The United Arab Emirates is located in the south-east of the Arabian Peninsula, sharing land borders with Oman and Saudi Arabia. It has an area of 83,600 square kilometres and a population of 11.1 million. Although the United Arab Emirates economy is largely dependent on hydrocarbons, the country is also noted for its modern infrastructure which has made it a global trading hub and a tourist destination. With a sharp recovery of the global economy, rebound in energy prices, and hosting of Expo 2020 Dubai (October 2021 to March 2022), the near-term outlook of the United Arab Emirates seems bright.

As of October 7, 2021, the S&P's rating for the United Arab Emirates is AA (stable); Moody's rating stands at Aa2 (stable); and Fitch has a reported rating of AA (stable).

		2018	2019	2020
Nominal GDP	<i>USD Billion</i>	422.2	421.1	354.3
Nominal GDP per capita	<i>USD</i>	40,479	39,180	31,982
Real GDP growth	<i>%</i>	1.2	1.7	-5.9
Total population	<i>Million</i>	10.4	10.7	11.1
Average inflation	<i>%</i>	3.1	-1.9	-2.1
Total merchandise exports	<i>USD Billion</i>	313.5	321.0	315.9
Total merchandise imports	<i>USD Billion</i>	273.7	261.5	267.9

Source: IMF, TradeMap



The United Arab Emirates is a part of the Gulf Cooperation Council which has trade agreements with Australia, Iceland, Japan, Liechtenstein, Norway, Singapore, and Switzerland. Since United Arab Emirates is a signatory to Pan-Arab Free Trade Area (PAFTA), it enjoys superior trade access to countries like Egypt, Iraq, Jordan, Lebanese Republic, Libya, Morocco, Sudan, Syrian Arab Republic, Tunisia, and Yemen. The United Arab Emirates also has a separate trade agreement with Morocco.

It may be noted that India and the United Arab Emirates are currently negotiating Comprehensive Economic Partnership Agreement (CEPA) which could be a significant and wide-reaching step in promoting trade and investment between the two countries.

## K. A. Radhakrishnan, Head – EXIM, ALKON Plastics

UAE and India have always enjoyed excellent bilateral trade relations and UAE is among India's top 3 export destinations. Presently, the Governments of the countries have been working very closely and in the coming months, the industry is hopeful that the proposed FTA will be mutually beneficial, especially for exporters. Providing tariff concessions will hopefully have a reciprocal effect and this will not only boost exports, but duty concessions on imported goods as well. This would be of particular interest to especially manufacturing exports as UAE is an important source of plastic raw material for India. India should prevail upon UAE to extend tariff concessions on plastic raw materials being produced in that country.



### Trade overview

India and the United Arab Emirates have longstanding ties. The United Arab Emirates is among the top-3 trade partners of India. In 2020, India and the United Arab Emirates engaged in bilateral trade worth USD 42.0 billion. During the year, India's exports to the United Arab Emirates were valued at USD 18.1 billion in comparison to India's imports worth USD 23.9 billion resulting in a trade surplus of USD 5.8 billion to the United Arab Emirates.



The major items of export (2-digit HS) from India to the United Arab Emirates are natural or cultured pearls, precious stones and precious metals including gold jewellery (USD 3.44 billion), mineral fuels and oils (USD 3.37 billion), electrical machinery and equipment including mobile phones (USD 1.63 billion), apparel and clothing accessories, knitted or crocheted (USD 0.89 billion), and iron and steel products (USD 0.80 billion). Likewise, major items of export (2-digit HS) from the United Arab Emirates to India are mineral fuels and oils (USD 11.9 billion), and natural or cultured pearls, precious stones and precious metals including diamonds (USD 6.83 million).



Within plastics, the trade is in favour of the United Arab Emirates with exports of USD 778.3 million to India and a trade surplus of USD 351.4 million. India's plastics exports to United Arab Emirates primarily comprise of the following:

- Plastic raw materials (25.7%)
- Plastic sheets and films (12.1%)
- Packaging items of plastic (9.0%), and
- Woven sacks/FIBCs (6.6%)

The United Arab Emirates' annual plastics imports are valued at USD 7.0 billion approx. Its plastic imports are largely catered to, by China (35.4%) and Saudi Arabia (15.9%). India also has an extremely good standing in some of the plastic product imports by the United Arab Emirates:

- Woven sacks/FIBCs – Market share of 65.1% (Rank 1)
- Decorative laminates – Market share of 58.0% (Rank 1)
- Ropes, twines and cordage – Market share of 42.5% (Rank 1)
- Leathercloth – Market share of 21.5% (Rank 2)
- Plastic sheets and films – Market share of 12.4% (Rank 2)

**Trade potential**

Our internal research indicates that India's export of value-added plastics to the United Arab Emirates has the potential to grow by over USD 2.5 billion. Product categories, within value-added plastics, that have immense export potential for export to the United Arab Emirates include:



	UAE's import from India	UAE's import	India's export	Trade potential for India
	USD Million	USD Million	USD Million	USD Million
Medical disposables	11.6	334.0	638.7	322.4
Plastic sheets and films	51.8	417.0	1,338.2	261.6
Packaging items	38.2	219.0	731.0	175.4
Houseware	16.9	263.4	191.2	162.5
Travel ware	3.3	224.3	328.1	138.8
Pipes, tubes and fittings thereof	10.0	159.8	170.9	94.7
Masterbatches	29.7	207.6	1,155.0	89.3
Self-adhesive sheets and films	28.3	199.2	109.5	81.3
All types of optical items	19.6	266.8	375.6	72.5
Stoppers, closures, lids etc	9.7	72.3	78.2	62.6

Source: TradeMap, Plexconcil Research

**India is soon to sign its FTA with the UAE, one of our top trading partners. How is this likely to impact our**

The UAE is a trading hub facilitating trade between India and African countries where Indian products enjoy a sizeable market share. With the FTA in place, exports from India will be boosted to new heights allowing a growth of trade.

**How can the FTA impact exports to Eurasia and Pan Arab nations from India where India has been having difficulty in accessing thus far?**

Many countries such as Uzbekistan, Tajikistan, etc. are landlocked. Many challenges are faced by the Indian exporters to supply goods to these countries via Iran, which is the nearest port. UAE, especially Dubai, plays a very important role in facilitating smooth transport of Indian goods to these regions.

**What are the measures needed or strategies that should be adopted to enhance India's exports of value added plastics to the UAE?**

Since UAE is a hub for trading, I feel that a common warehousing facility in the Free Zone in Dubai will enable MSMEs from India to export and market their products more. Such a facility will also bring down the lead time thus leading to greater exports from India.

**India's exports to UAE declined in What are challenges faced by exporters to the UAE?**

Being a purely trading market, most African, Eurasia and Pan Arab visit UAE to buy goods on the spot. Due to the pandemic coupled with travel restrictions, customers have not been able to enter the country. This has impacted demand in the UAE which in turn affects exports of Indian goods to the country.

**How is the overall ease of doing business with the UAE?**

The trading community in UAE is predominantly Indian. Easy availability and frequent vessels between India and UAE make the trade overall easy.



## India's Foreign Trade Policy – Expectations & Reality



**Professor & Head (MDPs),  
IIFT, New Delhi**

**India has not signed any new FTAs since 2011 and  
and regional trade agreements in the past. In your**

There are three external developments that prompted India to shift its policy outlook to sign FTP/RTA(s) once again which are; first the pandemic-induced developments which disrupted the Global Supply Chain thus giving a rethink of having an alternate sources of supplies and inter-alia also strengthening domestic economy.

Secondly, globally a new policy orientation called “China-Plus-One” strategy has emerged and India fits in this “One-Plus” strategy to emerge as an alternative center of global manufacturing. Western nations along with Japan are working on it and are facilitating financially the locational shift of their enterprises from China to alternate location(s) including India.

Thirdly, investors seek wider market access when they invest. Policymakers in India cannot remain aloof their concerns for long. This prompted a rethink in India's external engagement strategy.

Furthermore, the programs like ‘Make in India’ ‘Assemble in India’ Defense Sector Corporatization, etc has created more opportunities in these import-intensive segments. Production-linked Incentives are further creating capacity, capability, and competence of Indian manufacturers to reorient their business foray(s) towards global markets. In addition to this, there is a greater realization among policymakers to seek market-access in the “Consumption Economies” of Europe and the United States unlike signing FTA with production-rich economies (Japan, South Korea) in the past.

**Our FTP in the past, though well intentioned have of  
ports rather than help exports. How is the new FTP  
likely to be different or ensure the desired impetus to**

New FTP will offer greater insights on emerging and involving sectors of e-commerce, digital trade and Trade India Services. Further, there is a greater realization that India needs to trust upon Capital-Goods and Services exports especially in the engineering, electrical, defense, automobile sector and various sectors of tradable services. In addition to this, our thrust to capitalize on our traditional employment-intensive sectors such as textiles, sports goods, leather, agriculture exports, handicrafts and other products manufactured by MS-MEs will continue.

## the most important points of consideration for GOI

The next FTP should address issues at 3 fronts; firstly; seeking greater and uninterrupted access to reliable and cost-effective sources of input supplies which are vital for sustaining and maintaining India's domestic requirements as well as exporting surplus production (pharma, steel, petroleum, chemicals, metals & minerals). Secondly; planned and systematic manufacturing in the targeted segment of value chain so as to participate in GVC more effectively, for instance, Chip Designing & Development and finally manufacturing products for tapping the markets of Africa/ Latin America/CIS countries where India has not been able to exploit its natural trade potential (Automobiles, Pharma, Electronics & Electricals).

India's FTP will be in sync with India's other economic policy initiatives especially Production-linked Incentives offered under Atam-Nirbhar Bharat Mission wherein 12 sectors are identified for surplus-production aimed for import substitution and export promotion. Furthermore, the focus is on improving the competitiveness of Indian Industries and recent initiatives like Gati Shakti, Digital India Make-in-India are aimed to achieve the same. These initiatives will cut infrastructural inefficiencies and promote Indian manufacturing to become globally competitive.

The One-District, One Product scheme is taking us to grassroots level, linking India's remotest business persons to international markets. This democratizing scheme will require huge operational commitment from Indian states to bolster it up into success. Our motto for next five year is to chant "Jai Jawan, Jai Kisaan and Jai Niryatak" thus uplifting export community in the mind and policy orientation at levels, Center, States and Local.

## challenges to implementation of the new FTP? What are the measures needed to support effective implementation of the FTP?

The key operational challenges from the new FTP, the first and foremost, is that the desired finances to fund schemes such as 'Services Export from India Scheme' and 'RoDTEP', a scheme for duty neutralization of state & local level taxes, is inadequate as the sanctioned budgetary outlay has significantly reduced to mere Rs 14,000 Crores in the financial year 2021-22 as against the 40- 45,000 crores offered as incentives under the MEIS scheme. The Indian trade community will remain challenged with lower incentives unlike in the past in whatever forms they are offered, whether as an incentive or duty neutralization. Further, the industry as well as policymakers must learn to work under new normal (VUCA times), being ready for the best as well as the worst i.e. continuously hawking to explore business opportunities globally even during crisis.

## How is the new FTP likely to address the asymmetries between liberalizing FDIs in manufacturing (export oriented & domestic), high or restrictive import tariffs, policies, uniformity in trade policies/ taxes,

Linking investment policies to manufacturing and trade policies is the need of hour. We must encourage liberal foreign investment(s) in critical sectors, electronics, electrical, specialty steel, pharma, semi-conductors, energy, chemicals, infrastructure and plastics, as it will serve two purposes, first substituting our ever-burgeoning imports plus creating surplus-production for exports. We can liberalize tariffs for raw material and in specific cases for intermediates and can still keep duties high for finished products, thus compelling investors to come and invest. India's automobile success is attributed to this strategy. It can pay-off in all classical industries including chemicals and plastics.

## What can we learn from FTPs adopted by other nations that we could include in our strategy/ policy?

FTP in India executed under the executive mandate of DGFT, Ministry of Commerce & Industry. Many of schemes envisaged by DGFT are implemented by CBIC, RBI. In some of the leading exporting countries, it is done through single window unlike in India, for instance, interest equalization scheme is notified by DGFT but executed by RBI. Duty drawback are granted by Directorate of Duty Drawback but policy is notified by DGFT under Duty Remission Schemes. This create problems related to inter-agency coordination, multiple confusing Notification(s), Trade Notices and above all clutter the minds of exporters with information leading to decision asymmetry. We can learn from success story of China, the EU, the UK, Viet Nam, and other ASEAN Countries and improve inter-agency coordination or put all trade related issues under single agency.

In major export champion countries like South Korea, China and Japan, the government offers benefits/ incentives/ support under one or two schemes at most unlike in India where, for instance, even duty neutralization is under Duty Exemption and Remission Schemes, RoDTEP scheme for State/Local level taxes, GST-Output Duty Refunds (GST-RFD-11), and GST Input Duty Refunds (GST-RFD-1). In nutshell, the red-tapism in India is much higher than in other countries largely due to our constitutional structure. However, Regulatory Agencies like DGFT, CBIC, RBI-EMD, and IPA have done tremendous work operationally to address many of these hurdles.

## Facilitation of Indian export community? How far these

India's regulatory agencies have done a tremendous work for digital governance in the trade sector including notable initiatives taken by DGFT, CBIC, IPA, Indian Railway, and GST Council. These work on EDI-enabled platform(s) which are highly secure, accept EDI and non-EDI data, facilitate seamlessly flow of data and provide visibility into these data processes. However, these are based on outdated technology, UN EDIFACT, and some other configurations and provide 'services'. The need of hour is to move to Application Programming Interface, ie. Trade Community System which offers 'solution' to problems of trade community, much beyond the 'services'. For instance, logistics application(s) for fleet sharing, smart containers, smart warehouses, leveraging AI, IoT, Block-Chain, etc would take integrated logistics services to next level. The focus should be on offering solutions (beyond routine trade services) to the trade community to engage effectively in ever-escalating global competition.

Export Promotion councils are 'custodian' of Indian Trade Community, especially their services for exporters are highly commendable. EPCs disseminate dynamic trade related information, share their knowledge and expertise, train exporters on emerging business challenges, hand-hold them for international markets through (buyer-sellers meet, trade fairs, exhibitions, and new business leads etc). All government schemes like Niryat Bandhu, aimed at training and nurturing new entrepreneurs, are sponsored through EPCs. EPCs are in fact, a bridge for trade promotion, trade facilitation and trade development between Government of India and Trade Community, as EPCs endorse application for DGFT, recommend case(s) for authorization and waiver if any including taking up challenges that trade community encounter any time. EPCs are playing vital role on trade remedial measures and product and market-specific research and information dissemination.

**BECOME AN EXHIBITOR @ ARABPLAST 2021**

where plastic meets business

**Limited space available only  
Book your space  
today to secure a better location !**

15th

**15 - 18 November 2021**  
Dubai World Trade Centre, Dubai, UAE

# ArabPlast

**International Trade Show for Plastics, Petrochemicals, Packaging & Rubber Industry**

Indian Associate



The Plastics Export Promotion Council

Overseas Associate



Messe Düsseldorf

Organiser



AL FAJER  
INFORMATION & SERVICES

Media Partners



INSPIRING PLASTICS PROFESSIONALS



Your route to business worldwide



plastech



gateway to your plastic business



ASTAN MANUFACTURERS



JPM



Polymer MIS



POLYMER BAZAAR



AR-AN INDUSTRIAL TIMES



INDUSTRIAL TECHNOLOGY



Eye Of Riyadh



PRM



Tecna Plastics & Rubber



WWW.ALLMA.NET



Polymer-dunya



ecplaza



POLYMER



PLASTINFO



POLYMERUPDATE



PLASTICS Technology



infopack



TradeAsia



Plast

rasheed@alfajer.net | www.arabplast.info |



## POLYMER PRICE TRACKER (DOMESTIC MARKET) SEPTEMBER 2021

<b>High Density Polyethylene (HDPE)</b>			<ul style="list-style-type: none"> <li>• HDPE prices were near unchanged in September 2021 after an increase of Rs 3000 per MT in August 2021 as well as in July 2021.</li> <li>• In September 2021, HDPE prices were rolled over on most of the occasions and no price changes were announced.</li> </ul>
July-21	Aug-21	Sep-21	
<b>(LLDPE)</b>			<ul style="list-style-type: none"> <li>• LLDPE prices moved up by Rs 1000 per MT in September 2021 after an increase of Rs 4500 per MT in August 2021 as well as in July 2021.</li> <li>• In September 2021, LLDPE prices witnessed a rise of Rs 1000 per MT in the first week. Thereafter no changes were announced.</li> </ul>
July-21	Aug-21	Sep-21	
<b>Low Density Polyethylene (LDPE)</b>			<ul style="list-style-type: none"> <li>• LDPE prices moved up by Rs 1000 per MT in September 2021 after an increase of Rs 5500 per MT in August 2021 and Rs 3500 per MT in July 2021.</li> <li>• In September 2021, LDPE prices were hiked by Rs 1000 per MT around mid-month. Thereafter no changes were announced.</li> </ul>
July-21	Aug-21	Sep-21	
<b>Polypropylene (PP)</b>			<ul style="list-style-type: none"> <li>• PP prices moved up by Rs 1000 per MT in September 2021 after an increase of Rs 4000 per MT in August 2021 and Rs 3500 per MT in July 2021.</li> <li>• In September 2021, PP prices increased by Rs 1000 per MT in the last week.</li> </ul>
July-21	Aug-21	Sep-21	
<b>(PVC)</b>			<ul style="list-style-type: none"> <li>• PVC prices moved up by Rs 12000 per MT in September 2021 after an increase of Rs 11000 per MT in August 2021 and Rs 1000 per MT in July 2021.</li> <li>• In September 2021, PVC prices increased by Rs 5000 per MT in the first week and Rs 7000 per MT in the second week. Thereafter no changes were announced.</li> </ul>
July-21	Aug-21	Sep-21	

Source: Industry, Plexconcil Research



# OFFICE & SCHOOL SUPPLIES OF PLASTICS

Office & school supplies of plastics includes a wide range of products like activity school box, card holder, clip file, document tray, file folder, mobile cover, loose leaf binder, pencil box, pouch, tablet case and similar items. The product is classified under Subheading 392610 of the Harmonized System (HS) of Coding.

World-wide import of office & school supplies of plastics is valued at USD 2.0 billion per year.

- In 2020, top-5 exporting countries of office & school supplies of plastics were: China (51.4%), Germany (5.8%), Netherlands (4.1%), Vietnam (3%), and United States of America (3%).
- Likewise, top-5 importing countries of office & school supplies of plastics were: United States of America (21.7%), Japan (10.4%), Netherlands (6.1%), Germany (5.8%), and France (4.7%).

In 2020-21, India exported 4,417 tonnes of office & school supplies of plastics valued at USD 17.5 million to the world. United States of America was the largest export destination for export of office & school supplies of plastics from India.

	Value (USD Mn)		Qty. (Tonnes)
United States of America	7.82	United States of America	2,213
United Kingdom	3.34	United Kingdom	459
Germany	1.45	Germany	452
China	0.68	Nepal	243
Nepal	0.55	China	200
Canada	0.54	Russia	162
Russia	0.49	Canada	141
Japan	0.38	United Arab Emirates	38
United Arab Emirates	0.25	Japan	38
Australia	0.16	Italy	31

Source: Department of Commerce, Govt. of India, Plexconcil Research



India is also an importer of office & school supplies of plastics. In 2020-21, India imported 3,893 tonnes of office & school supplies of plastics valued at USD 7.94 million from the world. China was the major source for India's imports.

	<b>Value (USD Mn)</b>		<b>Qty. (Tonnes)</b>
China	6.31	China	3,654
Hong Kong	0.30	Belgium	57
South Korea	0.22	South Korea	42
Italy	0.16	Hong Kong	40
Germany	0.15	Italy	24
United States of America	0.13	Taiwan	13
Taiwan	0.10	United States of America	10
Thailand	0.10	Nepal	8.7
Singapore	0.06	Turkey	8.5
Turkey	0.06	United Kingdom	5.0

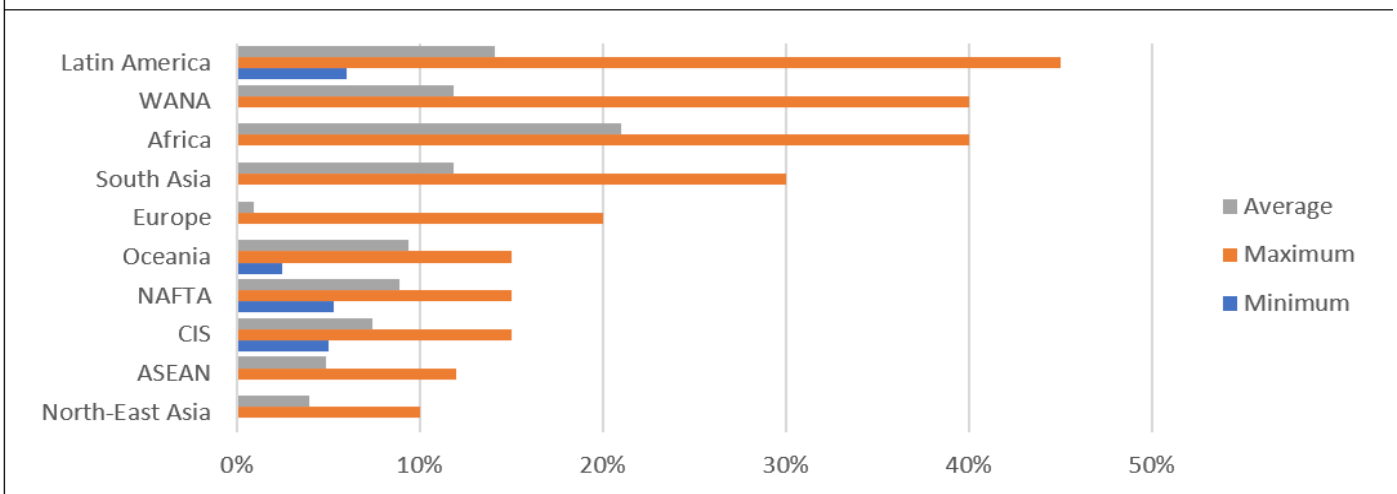
Source: Department of Commerce, Govt. of India, Plexconcil Research

Indian firms dealing in office & school supplies of plastics have immense potential to export to destinations like United States of America, United Kingdom, Japan, Canada, Mexico, South Korea, Australia, and the European Union.


There is zero customs duty applicable on import of office & school supplies of plastics from India in the European Union, United Kingdom and Japan due to Generalised Scheme of Preferences Scheme; and in South Korea due to India-Korea Comprehensive Economic Partnership Agreement.

Unfortunately, countries in Africa, CIS, Latin America, NAFTA, Oceania, and WANA do not accord any preferential treatment to office & school supplies of plastics exported from India due to which the average customs duty faced on these products is high.

Effective tariff applied by various regions on import of office & school supplies of plastics from India



Source: Market Access Map, Plexconcil Research





THE PLASTICS EXPORT  
PROMOTION COUNCIL

TRADE DATA CAN

 **UNLOCK BUSINESS  
OPPORTUNITIES**

IN THE EXPORT MARKET

For details,  
write to us at: [research@plexconcil.org](mailto:research@plexconcil.org)



*Do you know which country  
is buying more plastics products  
from India?*



*Do you know which plastic  
products of India are experiencing  
high growth in the export market?*



*Do you know what is the size of  
export market for your product in  
a particular country?*



# RoDTEP &

## RoDTEP – At a Glance

What is remission of duties and taxes on export product (RoDTEP)?

There are certain taxes that are not subsumed in GST and such taxes add to cost of production & transportation including inward and outward movements (movement of raw materials / components from port to factory and movement of finished products from factory to port). Embedded taxes raise the base price of a product or service, they bring down price competitiveness. The principle of export is that “we export goods and services not taxes”. Hence refund of embedded taxes is logically correct compliant with WTO rules.

### Which taxes are under consideration for RoDTEP?

	GST taxes	Non-GST taxes
Petroleum	-	Central excise duty and State VAT on petroleum products
Electricity	-	Electricity duties
Farm	-	Mandi tax on farm output
Transport	GST on inputs in the transport (Insurance, tyres, tubes, spares etc.)	Motor vehicle taxes, Toll taxes etc.
Stamp duty		Stamp duty on export related documents

Image: Sudhakar Kasture

*By Sudhakar Kasture, EXIM Institute*

Details of the long-awaited scheme for Remission of Duties and Taxes on Exported Products (RoDTEP) approved by the Cabinet Committee on Economic Affairs in March 2020, were finally notified by the Central Board of Indirect Taxes & Customs vide notification no. 76 dtd.23.09.2021. The scheme aims at ‘refunding’ currently un-refunded duties/taxes/levies, at the central, state and local level, on exported products. However, taxes refunded by any other mechanism like DBK, or refund of GST are not included in this remission scheme.

Covering over 8500 tariff lines, RoDTEP rates range from 0.01% to 4.3% and in many cases, they are much less than MEIS scheme. The GoI’s budgetary provision for RoDTEP is Rs 12,454 crore which is also considerably lower than earlier MEIS scheme.

## What are the categories eligible for RoDTEP?

	Average Rate of RoDTEP	
5	0.95	0.5-1.4
32	0.90	0.8-1.0
39	1.38	0.5-1.8
42	0.85	0.5-1.2
48	1.75	1.1-2.4
54	1.43	0.7-2.5
56	1.25	1.0-1.5
65	1.00	1.00
85	0.80	0.5-1
90	1.00	0.5-1.5
94	0.50	0.50
95	1.00	1.00
96	0.67	0.01-1.5

## Which categories are not eligible for RoDTEP?

1. Export of imported goods covered under paragraph 2.46 of FTP
2. Exports through trans-shipment, meaning thereby exports that are originating in third country but trans-shipped through India
3. Export products which are subject to Minimum export price or export duty
4. Products which are restricted for export under Schedule-2 of Export Policy in ITC (HS)
5. Products which are prohibited for export under Schedule-2 of Export Policy in ITC (HS).
6. Deemed Exports
7. **Supplies of products manufactured by DTA units to SEZ/FTWZ units**
8. Products manufactured in EHTP and BTP
9. Products manufactured partly or wholly in a warehouse under section 65 of the Customs Act, 1962 (52 of 1962)
- 10.

**zation or Duty Free Import Authorization or Special exemption scheme of relevant Foreign Trade Policy**

11. **censed as hundred per cent Export Oriented Unit (EOU) in terms of the provisions of the Foreign Trade Policy**
12. **units situated in Free Trade Zones or Export Pro**

13. Products manufactured or exported availing the benefit of the Notification No. 32/1997-Customs dated 1st April, 1997.

14. **ICEGATE EDI has not been generated/ Exports from non-EDI ports**

15. Goods which have been taken into use after manufacture



## What is the comparison between MEIS & RoDTEP?

### Merchandise Exports from India Scheme (MEIS)

The MEIS scheme had nothing to do with refund of taxes. The fundamental objective of MEIS is to provide rewards to exporters to offset infrastructural inefficiencies and associated costs. Exports of notified goods/products with ITC[HS] code, as listed in Appendix 3B, were rewarded under MEIS and the basis of calculation of reward was on realized FOB value of exports in free foreign exchange. The rates of MEIS were 2% to 5% on realized FOB value.


### Remission of Duties & Taxes on Exported Products (RODTEP)

The Scheme for Remission of Duties & Taxes for Export Products (RODTEP) is notified by Department of Commerce & Department of Revenue vide insertion of Para 4.01 in Chapter 4 of Foreign Trade Policy.

The objective of the scheme is refund (currently not refunded) Duties/Taxes/Levies at the Central / State & Local Level. Rebate under the scheme shall not be available if the duties/taxes are already exempted / refunded / credited.

Scheme will be implemented through end-to-end digitization of issuance of rebate amount in the form of transferable duty credit/electronic scrip ('e-scrip')

The Appendix-4R containing the eligible RoDTEP export items, rates and per unit value caps, wherever applicable is available on the DGFT portal under Regulatory Updates > RoDTEP.



Government may consider increase in rates on account of increase in cost of fuel and associated taxes. There is also a possibility of inclusion of Advance Authorization holders / EOUs in eligible categories in near future. However, any immediate change in rates is unlikely to happen.

### **What is the procedure to claim RoDTEP?**

- To avail the scheme, the exporter shall make a claim for RoDTEP in the shipping bill by making a declaration.
- Once EGM is filed, the claim will be processed by Customs.
- Once processed, a scroll with all individual Shipping Bills for admissible amount would be generated and made available in the users account at ICEGATE
- The User can create an Escrip account under Escrip tab. This can be done by the IECs who have registered on ICEGATE with a DSC.
- The exporter can log in into his account and generate the Escrip after selecting the relevant shipping bills.

### **Important Points to Consider**

- As the facility was operationalised by Systems Directorate from 01.01.2021 onwards for claim of RoDTEP on shipping bill/bill of export filed, the eligibility for grant of RoDTEP, in respect of items covered under the scheme, will function on this basis.
- The Systems Directorate will commence the processing, including on the basis of risk evaluation. To the appropriate extent, the Board's Circular No. 15/2021-Cus dated 15.07.2021 regarding implementation of Risk Management System for processing of Duty Drawback claims shall also be relevant.
- E-scrips shall be freely transferable. The period of validity of the e-scrip shall not change on account of transfer of the e-scrip. However, duty credit available in an e-scrip shall be transferred at a time for the entire amount available in the said e-scrip to another person and transfer of the duty credit in part shall not be permitted.
- Each e-scrip will carry a unique identification number and date of its creation. All transactions made in the ledger of an IEC through credit, debit or transfer of duty credit shall be visible to the said IEC holder and Customs.
- Once an e-scrip is generated in the ledger, it will be registered automatically with the Customs station of export.
- Duty credit allowed under RoDTEP scheme is subject to realization of sale proceeds within the period allowed by RBI.

- The detailed provisions are mentioned in condition at para 2(4), 2(6) and 2(7) of the notification No.76/2021-Customs (NT).
- The Regulations, read with said Notification, also provide for the situations and manner of suspensions or cancellation of duty credit or e-scrip, or recovery when duty credit allowed was in excess or where export proceeds are not realised.
- The above information and more details can be seen in circular no. 23/2021 dtd. 30.09.2021.

To summarize, the scheme would be implemented by customs and DGFT may have a very little role that too only in fixation of rates. Many chapters are not covered currently and let us hope they will also get covered in due course.



## These Eight

Eliminating plastic waste in the environment is critical to the health of our planet and the health of our industry. Circularity is being advanced with downgauging and lightweighting, and processors are working with brand owners to redesign packaging for recyclability and to incorporate post-consumer resin (PCR) and other recycled content.

As you embark on this endeavor, learn as much as you can about the PCR that is available today. Understanding what to expect when working with recycled resin is critical as we continue to drive improvements of both the quality and quantity of recycled plastics. It will give you more confidence and improve your success in incorporating this sustainable material into new packaging and products. Here are eight questions whose answers will help put you on the right track.

### 1. How is PCR Different from PIR and Rework?

PCR is defined as plastic that has served its defined purpose. After its intended use, it is collected, cleaned and repelletized to be used in new plastic articles or packaging. Post-industrial (PIR) resin, on the other hand, is typically resin that has been converted into a product that is out of specification or not saleable, and thus has never reached the customer or consumer. This product can still be collected and diverted from landfill and used in new products or packaging.

Rework is waste generated within a manufacturing process that is reused within the same process rather than sold to another manufacturer. The ability to use rework as a feedstock is considered a best practice in manufacturing. This resin is very close to virgin resin in quality since it has only experienced one additional heat or

processing history. Examples include tips and tails from blow molding, runners from injection molding, and edge trim from film or sheet production. Rework is considered distinct from PCR and PIR, as it is reused back in the same process that created it. As such, it is not considered a recycled product.

Products must be designed to be recycled or upcycled rather than downcycled or landfilled; and to fully close the loop, the materials in them must be incorporated back into new products. PCR is the primary focus for most participants in the value chain and reincorporating it into new products and packaging is critical to circularity.



This plant food pouch prototype was made by Nova with 20% PCR content.

### 2. What Properties and Processibility Should You Ex

Melt index (MI), melt-flow ratio (MFR) and density are basic properties that should be communicated on every lot of PCR. Since PCR is often used as a blend component, these properties will affect blend compatibility, which will affect overall performance.

For PE-PCR, sophisticated rheology curves are more commonly used with virgin resin but understanding whether LDPE is present in a LLDPE PCR is important to predict the shear-thinning behavior and melt strength during processing. While it is difficult to quantify the lev-

el of LDPE in a specific batch of LLDPE PCR, understanding whether it is present in the incoming recovered plastic stream is a good start.

The processability of PCR can be affected by contaminants, especially if they do not melt at temperatures used for PE extrusion. PET is a good example, as its higher melt temperature will result in blockage of the extruder screen pack, building up backpressure and potentially causing downtime. Foreign contaminants such as cellulose or wood fibers can also result in screen-pack buildup. A good rule of thumb is that your PCR supplier should be using mesh filtration one step finer than that which is used on your extrusion equipment. This will ensure that most contaminants are filtered out in their process and will not result in processing issues at your extruder.

The breadth of the molecular-weight distribution can be approximated by the MFR and is a good indication of processability. A higher number generally indicates that it is easier to process.

If mineral fillers such as talc or calcium carbonate are present, the density reported on the product data sheet may appear to be higher than the actual base polymer density. The presence of mineral fillers can be determined through ash testing, with a rough rule of thumb being for every 1% ash content the density will shift by approximately 0.01 g/cc, and then true PCR density can be calculated from there.

## the Best Quality Finished Goods?

Consistent pellet color and size, low odor, and minimal contamination are all indicators of high-quality PCR. Consistency of MI will drive consistency in processing the PCR and is highly sought after by converters.

On the supply side, this is being addressed by controlled sourcing, material sortation, and blending. Blending can occur both on the incoming source stream as well as the final PCR pellets to achieve a higher degree of homogenization. Blending silos and a high degree of testing and monitoring can allow a recycler to deliver a consistent MI that can even be comparable to wide-spec virgin resin ( $\pm 30\%$ ).

In addition, it is helpful to try to source PCR from the same or similar stream as the anticipated end use—this is called “like-for-like” recycling. For a flexible film such as shrink film, looking to source PCR from film sources such as back-of-store or distribution-center film, or even agricultural film, will ensure that the properties are more similar to the displaced virgin content and thus more ideal. This alignment is driving many to investigate

closed-loop opportunities, where specific packages or articles are collected to be incorporated back into the same type of product.

Similarly, the best PCR source for food-contact applications currently is one that’s directly traceable to a food-contact application in the first lifetime, even if the form factor is different. A well-known example is recycled HDPE sourced from milk jugs. As this stream is highly sought after and in short supply, we are seeing that issues such as MI mismatch and homopolymer density are being overcome in diverse end uses such as flexible film and caps and closures.

Sourcing PCR from a product made with the same conversion process is another good strategy. Recycled content produced by blown film extrusion will be easier to incorporate back into blown film than it would in cast film, which requires a higher melt index. The same is true for injection molding, which requires an even higher MI, so starting with an article that was made by blow molding would present processing challenges.



Shrink film in this type of application has been made with up to 40% PCR content.

## 4. What Impact on Performance Should You Expect When Using PCR?

In general, the properties of high-quality PCR resins correlate well with similar virgin grades and can have minimal impact on finished article performance, especially with the right approach to product design. For property retention, it is essential that the stream be significantly free of contamination, especially from polymers such as PP and PET. Although PP melts at the temperatures used in PE extrusion, it can affect impact performance of the final part, which is especially important in many rigid articles.

The first step in comparing the physical property performance of an article or film with PCR content to an article made with 100% virgin content is to make sure you

choose the right resin for a fair comparison. It is always best to compare performance of the PCR against a virgin resin with similar MI and density. Physical property retention can be quite good provided the PCR is high quality and free of contamination.

Since most PCR is being used as a blend component, it is also possible to consider changing the other resins in the composition to overcome the slight reduction in performance. Using higher performance virgin resins, or resins specifically formulated to compensate for PCR properties, can also result in a product that does not compromise on performance. For example, if MD tear performance is affected through the inclusion of PCR, a high-tear virgin resin can be used to compensate for the loss in performance.

## 5. How Do You Know If a PCR Resin Will Have Sufficient

Be sure to ask your supplier whether it is including additional antioxidants (AOs) in the formulation. Testing for the presence and consumption of additives is relatively easy and will determine whether there is sufficient stabilization in the PCR stream.

Through collaborations with resin suppliers and converters, recyclers are beginning to understand the value of additional stabilization. Crosslinking, which is a common result of insufficiently stabilized resin, will bring the MI down and make processing more difficult. Having additional AO added during production by your PCR supplier is ideal to protect the resin through at least its third heat history to ensure minimal degradation occurs and the MI is preserved.

## 6. Are There Tactics to Reduce Odors Commonly As

Most plastic converters report that PCR has more odor than virgin plastic. Good PCR suppliers address odor early in the recycling process. It is critical to remove paper labels and cellulosic/organic contamination in the wash step to prevent particles from charring during the extrusion process.

Devolatilization is an additional step that occurs at some recyclers to drive off volatile organic compounds and can result in a noticeable reduction in odor. Deodorizing additives can also be used to improve perceived odors. Ask your supplier if any of these steps are included in their process.

## 7. How Do You Know Whether Recycled Resin Will

If you have a special criterion such as absence declarations, California Prop 65, Toxins in Packaging Clearinghouse (TPCH) or food-contact statements, you must work with your supplier to address these needs. Food-contact PCR is in particularly high demand as brand owners work to achieve packaging sustainability goals.

Globally, there are differences in how the use of PCR is regulated for food-contact applications. In the U.S. and Canada, the PCR material must meet all the same legal requirements as virgin material. The Food and Drug Administration (FDA) in the U.S. and the Health Products and Food Branch (HPFB) in Canada will review the recycling process and material source(s), and then issue letters of non-objection (LNO or LONO), which are opinions on the recycling process used to produce material for food-contact applications and will include food type or use restrictions for the resulting PCR.

However, the LNO is just one criterion that must be met in order to comply with food-contact requirements. To be considered suitable for the final application from a regulatory perspective, the PCR will typically go through additional testing and obtain additional regulatory statements.

The EU has a similar approach, but also requires only food-contact material be recycled for use in food-contact applications. Similarly to the FDA and HPFB, The European Food Safety Authority (EFSA) will review a recycling process to assess its suitability in producing food-contact PCR. To date, however, opinions have only been issued for rPET. It is anticipated that this may change with the recent push in the EU to develop a comprehensive strategy to include plastic in a circular economy.



Trash bags and can liners have been produced with upwards of 70% PCR content.

## **8. How Do You Determine the Maximum PCR Content You Can Use in Your Product or Package Design?**

Exploring how much PCR can be incorporated into your product design is a key component of application development and should be determined on a case-by-case basis through trial evaluations and modeling. The ultimate PCR content can depend on the level of gels or impurities, physical-property retention, and aesthetics. For cleanliness and gel level, ask your supplier about its cleaning steps and melt-filtration capabilities. For physical property retention, matching density is important, as previously noted. If this is not possible, consider what can be done to offset the resulting change in performance. With regards to aesthetics, our advice is to embrace the ugly! PCR can look very good but is not likely to look the same as virgin resin, even if the utmost care is taken in its production. Let the different aesthetic start telling the story for the consumer to understand that PCR is being used in your product design – the sustainability messaging is a key component to driving growth in the circular economy!

We have seen levels of PCR in excess of 70% for some can liners and around 40% for shrink film. For more sensitive applications with stringent requirements, starting at a lower dosage such as 10% and building confidence and experience before targeting higher loadings is a good strategy. Higher loadings will be limited by required part performance and/or aesthetics. Burying the PCR in a core layer in a multi-layer structure can help overcome PCR aesthetics to some extent, and relying on high-performance blend components can offset a reduction in physical performance.

Source: [ptonline.com](http://ptonline.com)



## Control – Plan

Color consistency in plastics is one of the key elements that determines production success or failure.

In the manufacturing of plastic products, the path from design to completion is made up of a series of touch points before a product reaches its final destination. Moving from the initial formulation of color in the lab to quality control checks on the production floor leaves a number of opportunities for an originally created product to end up looking as unrecognizable as a childhood acquaintance who shows up on your doorstep after twenty years. Or the variation may be less dramatic, yet still off by a shade or two. On either end of the spectrum, color consistency in plastics is one of the key elements that determines production success or failure.

How many shades of orange are traffic cones all over the world? You can see them in your mind, that vivid hue you never mistake for peach or pumpkin. It's the same traffic cone color everywhere, making it easily recognizable. In this case, the continuity, or "brand" recognition is vital to saving lives. But color precision is equally important to every brand for their survival. The yellow mustard of that squeeze bottle, the dark emerald green of a popular sparkling water; what if you told a kid to attach the blue block to the pink one and the box was filled with all different values of both those colors? The point is, it's important to avoid the pitfalls of color con-

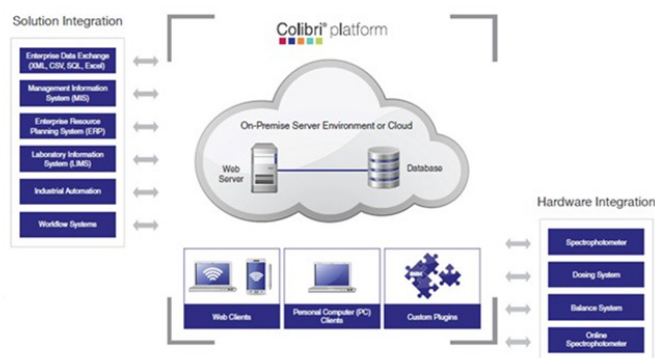
trol, and there are distinct places in the process where a color can quickly turn indistinct without proper knowledge and preparation.

### In The Beginning

A product as presented by its originator is approved and the color then established as "the color" of that product. Then how is that color documented and duplicated exactly over and over again? In the instance of color matching, man proves most efficient when applying non-subjective instruments to his measurements.

### It Pays to Share

Consider an entire supply chain having the ability to access and share color measurement data and color standards/specifications anywhere, anytime—in real time.



Colibri® users have fast, secure and managed access to shared data from a central database and benefit from improved color communication.

With the implementation of a color management platform, your network has shared access to accurate data without delay. Efficiency and productivity are instantly elevated, transforming the global color process from a complex supply chain web to a more simplified, visible global network. From design to manufacturing to fin-

ished product, the employment of a fully integratable solution paves the way for optimized results with less waste, time and effort.

## The Need for Continuity

As manufacturing a product includes many stages that demand the involvement of multiple departments, facilities, and suppliers, maintaining standards can be a challenge. As a supply chain grows, the process becomes even more complex and the need for seamless communication heightens. High accuracy, real-time data is key for communicating and meeting brand and product color specifications. The solution comes in the form of an innovative, more than welcome, centralized platform.

## The Application of a Centralized Platform for Greater Color Control Efficiency



The Colibri® platform helps to specify, manage, formulate, produce and communicate colour throughout all stages of the supply chain.

Colibri Software® provides a single, organized database to manage color palettes, store color specifications and color values of samples, and access data generated internally and from suppliers around the globe. When combined with high accuracy color measurement instrumentation, the coordination of brand and product colors is seamless from beginning to end.

Brand owners and manufacturers use this technology to:

### 1. Gain Complete Visibility across the Global Supply

Access and share real-time color measurement data and color standards/specifications anywhere, anytime to ensure each department, facility, and supplier are meeting standards

### 2. Store color standards/specifications in one central data-

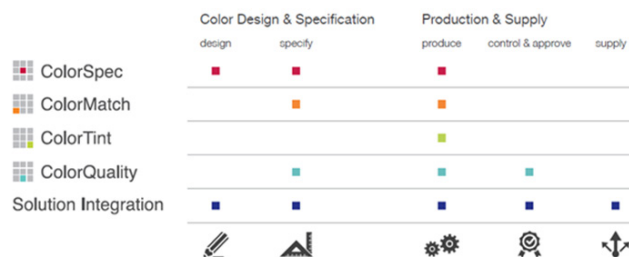
base for improved organization and management of color palettes and data

**Shorten Time to Market:** Shorten the time of waiting for physically shipped data to arrive at every phase of development to zero—with a centralized platform, color standards and measurement data are just a key stroke away, available for instant access as each phase of testing is handed off to the next

Identify inconsistencies in real-time, enabling users to make faster, more informed decisions and take corrective action immediately for improved productivity and output and to prevent future rejects and waste

Correct inconsistencies that lead to product rejection and waste; leave unnecessary shipping costs and overdue delivery to market behind with the implementation of forward-thinking technology designed explicitly for saving time and expense

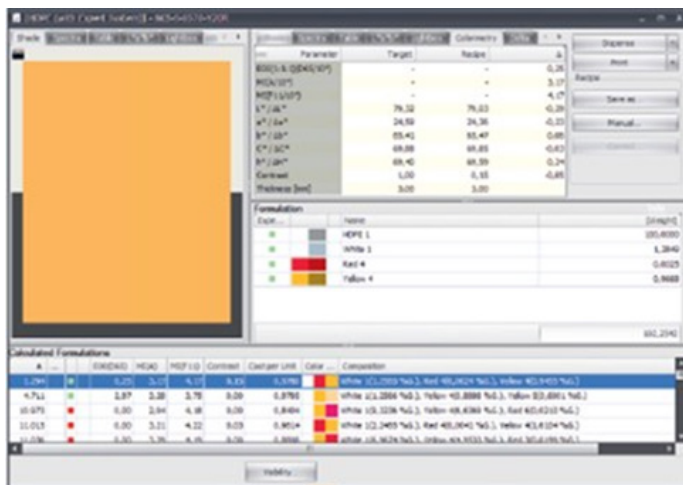
Powerful and easy to use, another benefit of Colibri Software® is that it can be hosted in any network or IT environment. And it can handle all color control intervals from specification to formulation all the way through QC using these state-of-the-art packages:



Colibri Software® comes in four state-of-the-art packages.

These packages add to the reason Colibri® is such a highly recommended platform across the board, for large global enterprises as well as single-client and small businesses.

**ColorMatch:** For recipe prediction of color and opacity in different applications and on a variety of substrates. Uses a proprietary algorithm, ensuring accurate matching of color and opacity of opaque, translucent and transparent colors, while reducing the number of correction steps.



The ColorMatch module ensures accurate matching of color and opacity of opaque, translucent and transparent colors, while reducing the number of correction steps to save waste and time.

**Expert -** Versatile package allows you to define individual properties of the ingredients as base for the right pigment selection during recipe calculation.

feature stores and updates colorant data, calibration data and optical data for use in recipe prediction and correction.

feature holds recipes for a large number of standards or entire color catalogue or using predefined Product Templates.

- **Standard** – Corresponds to Expert but does not contain the BatchCalculator feature.
- **Light** – Corresponds to Standard but does not include the ColorantsetManager. Can be used with a Colibri® Colorantset delivered by a colorant supplier.
- **Basic** - For customers with limited requirements or seldom use of recipe calculation or correction, the ColorMatch Basic with reduced functionality can be an affordable alternative to ColorMatch Standard.

All Products for ColorMatch include Quality Control and Tinting functionality, as well as the 3D Gamut Viewer allowing users to compare color collections and to discover gaps in the color space.

**ColorQuality:** For monitoring, certification and final approval of colored products. Organize quality control tasks, regardless of application or requirement. QC tem-

plates can be created with predefined settings to simplify workflows and prevent mistakes.

- **Standard** - Job displays and job reports can be customized to meet all monitoring and reporting requirements.
- **Basic** – Base features intended only for small businesses with limited quality control needs.

**ColorTint:** For dispensing of color recipes in Lab, manufacturing site or at the P.O.S. Intended use to be in tandem with ColorMatch. Having access to recipes in a central database offers time savings as data are available instantly for dispensing in production or at the POS.

**ColorSpec:** For the specification of brands, designs and standards. ColorSpec features are an integral part of all ColorMatch and ColorQuality packages but can also be beneficial as an additional or separate package if managing standards has a high priority. Users can define color standards, dependent standards and related tolerances for their products and communicate these brands, designs and standards to their suppliers.



**Colibri® ColorSpec** assists with managing a complete color pallet. From specification of color standards to the development and digital compliance criteria and eventually individual supplier review.

Another reason Colibri® Software is so widely used is its compatibility with a wide variety of Konica Minolta Sensing's benchtop and handheld spectrophotometers. Colibri® software, designed to be used in conjunction with Konica Minolta's high accuracy instrumentation ensures a finished product will meet its prescribed color standard.

While software programs such as Colibri® allow users to record, analyze and access measurement data anywhere, anytime, spectrophotometers quantify the color and appearance of an object to evaluate its color attributes and identify inconsistencies. From design to finished product, this standard method allows seamless communication and coordination because color values and data can easily be shared and accurately expressed to others.

## **Instruments for Various Application**

Konica Minolta Sensing's catalog of color measurement equipment is comprised of instruments created for the precise measurement of various, and even in some cases, specific substances at every stage and in every place measurement information is needed. Bench-top as well as portable and hand-held instruments facilitate the color continuity control process from origination to QC on the production floor. For measuring plastic color there are spectrophotometers that cover a multitude of applications.

## **The Right Steps Toward Perfect Color**

For the best possible color control all the way down the line, Konica Minolta Sensing's Colibri® Software, working in tandem with the right measuring instrument, provides all the support needed to take the right steps toward perfect color—without the missteps.

From small mustard and water bottles to medium sized traffic cones and the largest of items, there's a Konica Minolta solution to meet your needs.

Source: [ptlonline.com](http://ptlonline.com)



## International News

### Clariant, Lummus win technology contract for GAIL's first PDH plant in India

Lummus Technology, and its catalysts partner, Clariant Catalysts, announced another major contract award in India that will expand their global share of the PDH market. GAIL (India) Limited has selected Lummus Technology's CATOFIN process and Clariant's tailor-made catalysts for India's first PDH plant. Its upcoming 500 kiloton per annum propane dehydrogenation facility in Usar, Maharashtra, will be integrated with a downstream polypropylene (PP) unit. The U.S. \$1.2 billion PDH-PP project is expected to start operations by 2024. "Getting the first PDH award in India is very exciting, considering the anticipated growth of the petrochemicals market here. This award displays the innovative strength of the partnership between Lummus and Clariant," said Leon de Bruyn, President and Chief Executive Officer of Lummus Technology. "Lummus is grateful to GAIL for getting selected and is committed to providing best-in-class PDH technology that offers a reliable, optimized and low-carbon route to propylene."

"We are extremely proud of the ever-increasing global demand for CATOFIN – and we couldn't have achieved this without our long-time partner, Lummus Technology," said Stefan Heuser, Senior Vice President and General Manager of Clariant Catalysts. "Thanks to our collaboration, we are able to offer GAIL (India) excellent performance and profitability by combining the best of PDH expertise with catalyst innovation."



Since 2017, CATOFIN Technology has been selected for a majority of new PDH awards globally, representing 32 new PDH plants, or more than 22 million metric tons of propylene annually.

CATOFIN technology is a highly reliable and productive method for light paraffin dehydrogenation. The process operates at thermodynamically advantaged reactor pressure and temperature to maximize conversion of propane to propylene, while reducing investment and operating costs. Selectivity and yield are further enhanced with Clariant's Heat Generating Material (HGM), its metal-oxide innovation that produces heat and drives the dehydrogenation reaction. Thanks to its extraordinarily high reliability and productivity, CATOFIN delivers excellent annual production output compared to alternative technologies.

These performance advantages were key to GAIL India's decision to select CATOFIN technology and catalysts after an international competitive bidding process.

GAIL India is the country's largest natural gas company, and one of seven Maharatna Public Sector Undertakings (PSUs) under the Government of India. Founded in 1984, the Delhi-based company operates in India and abroad in various segments such as transmission services, natural gas marketing, petrochemicals, liquefied petroleum gas and other hydrocarbons of liquid.

Source: Indian Chemical News

## Lineapack and Taghleef Industries collaboration wins Best Packaging 2021 Award

The jury of the Italian contest Best Packaging 2021 has announced that the solution proposed by Taghleef Industries and Lineapack has won the Best Packaging Award for the 'Visionary' value.

The motivation that led the commission to reward the single-portion soft cheese packaging developed by Taghleef Industries in collaboration with Lineapack is the capacity to understand and combine the complexity of the product packaging requirements with the needs and sustainability profile demanded by the consumer, which resulted in a forward-thinking package.

#TISuccessStories



The proposed solution is made with a high barrier film, EXTENDO rcXTMH, in combination with a cast polypropylene film. EXTENDO rcXTMH is part of Taghleef Industries' reLIFE™ range that includes BOPP solutions with post-consumer chemically recycled content which allows for a significant saving of virgin raw material. To guarantee the sustainability of the process, starting with the management of raw materials, Taghleef Industries is certified according to the requirements of the International Sustainability and Carbon Certification.

Suitable for mechanical recycling streams, EXTENDO rcXTMH is also ideal to be used as a monoweb or as a laminate and is made to redesign the traditional multi-material structures used in most soft cheese applications with a more sustainable solution.

Taghleef has won a Best Packaging Award for the second consecutive year. In 2020, the 'Best Packaging Award Quality Design' was assigned to the prototype presented with Gerosa Group for dairy products.

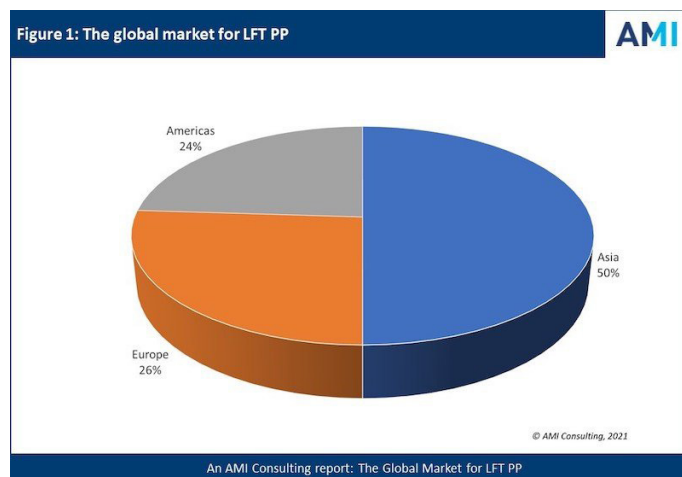
Dynamic Cycle is Taghleef's overall set of initiatives aimed to address sustainability issues within and for its stakeholders which includes the reDESIGN™ service of traditional packaging with the goal to contribute to the quality of life for the generations to come.

Source: Interplas Insights

## Automotive LFT PP demand rising

According to a report published by industry experts AMI Consulting, market penetration for Long Fibre Polypropylene (LFT PP) is rising.

The new report quantifies the use of both granule LFT PP (LFT-G) and direct in-line compounding LFT PP (LFT-D) tracking its use around the world. The result is a comprehensive analysis of LFT PP by application, OEM, producer and geographical region. The key metric in the report is kg/vehicle which allows the disaggregation of volatile car production numbers from underlying usage trends.



LFT PP is used widely in automotive front-end carriers, instrument-panel carriers, door-panels, consoles, pedals, under-body shields and many other applications. A feature of many of these applications is that LFT PP replaces steel and thereby reduces weight or replaces more expensive engineering plastics.

AMI Consulting is forecasting strong growth of LFT PP through to 2025. Some applications are growing much faster than others and some OEMs are adopting LFT PP more rapidly than others.

One of the fastest growing adopters since the last edition of this report in 2017 has been Fiat-Chrysler, which now is part of Stellantis, since merging with PSA earlier

this year. The company is at an early stage of bringing together its engineering and materials expertise.

One of the fastest growing applications is liftgates where designs range from extensive use of metal to virtually no metal at all. In the metal-free designs LFT PP is used to provide structural strength and is complemented with high performance PP to provide the paintable exterior skin. In the most demanding applications, the structural interior LFT PP elements are neither covered nor painted so good is the aesthetic finish. Plastic liftgates are particularly valuable to EVs as a new way of saving weight.

The shift towards electric and hybrid electric vehicles, while threatening some existing applications, is creating new opportunities for LFT PP as designers rethink some concepts and adopt new approaches. One example is Tesla's so-called frunk - the trunk at the front - which creates new storage space at the front of the vehicle but needs to be designed with the conventional ability to absorb impact in the circumstances of a collision.

The report looks at the success of LFT PP relative to that of competing materials and looks too at the ways in which the largest producers including Celanese with its Celstran brand, GS Caltex, Kingfa, Lotte (Sambark), Mytex/Mitsubishi/JPP and SABIC are positioning LFT PP. Source: Interplas Insights

## Greiner Packaging's re-closable packaging solution

Greiner Packaging has developed a range of two-in-one sealing and re-closable lids designed to work with its established and successful direct-printed, sleeved and K3 cardboard-plastic combination packaging solutions. First developed in 1997 for the Czech Republic's largest milk processor Madeta, the unique sealing and re-sealable solution is now Greiner Packaging's USP in the region and is used for cream butters by four dairies in Czechia and Slovakia.



Sales and Marketing Manager Petr Šimek said: "Since 1997, Greiner Packaging has delivered a considerable amount of cup and lid packs into the Czechia and Slovakian markets. The unique sustainable solution replaces

the use of non-resealable aluminium and uses up to 30 per cent less plastic than alternatives. It is also 100% per cent recyclable as it is a mono material, with both the cup and lid made from polypropylene.

"The unique solution has been designed to solve issues around hot-filling at 65-75 °C, without the cup deforming on cooling. Using the sealing and re-closable PP lid on Greiner Packaging's K3 pack also creates a mono material when the cardboard outer wrap – which is made from 100 per cent recycled paper – is removed for recycling."

Greiner Packaging's customers could benefit from a complete and reliable turnkey solution, from a local supplier, which is lighter in weight and uses less plastic than alternatives. The resealable aspect adds convenience and is suitable for larger sized packs which are becoming increasingly popular.

The resealable lid concept was developed at AT Kremsmünster in 1996 as one of Greiner Packaging's 'do the innovation' projects and won 'Packaging of the Year' in the Czech national "Obal Roku" awards.

Source: Interplas Insights

Finnish dog food brand Hau-Hau Champion is relaunching in recyclable, reclosable flexible packaging provided by United Kingdom-based packaging and paper supplier Mondi. Prima Pet Premium Oy, part of Czech VAFO Group, produces the premium dog food. Some of the new kibble packaging is on store shelves now, with more to come as the brand relaunch continues across Finland this month.

The recyclable packaging includes monomaterial rolls for 1.5-kg/3.3-pound form-fill-seal bags as well as premade FlexiBag Recyclable bags for packs up to 15 kg/33.1 pound; FlexiBag Recyclable is a monomaterial polyethylene (PE) bag. Hau-Hau Champion's previous packaging incorporated a metallized layer and was not recyclable.



The new packaging is also high-barrier and can be re-closed to keep the product fresh. In addition, the pre-made bags are fitted with a valve that allows air to escape during palletizing. An anti-slip matte lacquer exterior on the packs boosts shelf appeal, and the new packaging also incorporates the stronger carrying handles consumers had been asking for.

“With Hau-Hau’s brand refresh, we were looking for packaging that fully aligns with our commitment to reduce the carbon footprint of our products and operations as well as upgrades the packaging to match the high quality of the product content,” said Suvi Sillvan, Hau-Hau Champion brand specialist, in a prepared statement. “Given that this is a premium product, we are especially pleased with the high-quality finish, including the printing, which retains brand familiarity on the shelf and informs consumers that they can easily recycle our dog food packs.”

Sillvan added that the new packaging material also “fully supports the fact that all our dry dog foods are now completely carbon dioxide-neutral through carbon-emission compensation.” The Hau-Hau project supports Mondi’s MAP2030 sustainability goal to make 100% of its products reusable, recyclable or compostable by 2025.

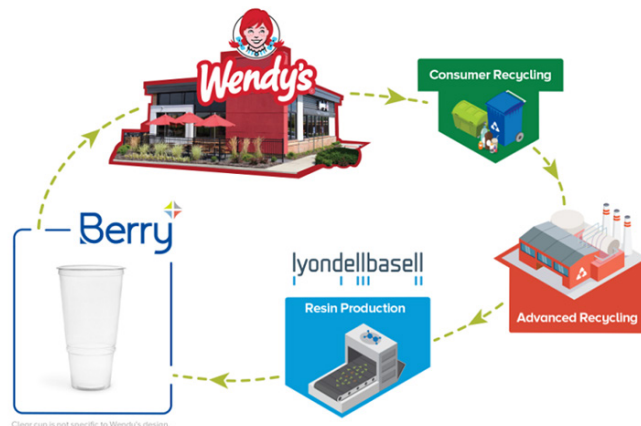
Source: Plastics Today

## Advanced Recycling Project Yields Clear, Recyclable Cup for Wendy’s

The “deliciously different” fast-food chain is taking a different route toward packaging sustainability in the quick-serve restaurant business in a collaboration with two major packaging and plastics companies.

To help advance the goal of sustainably sourcing 100% of its customer-facing packaging by 2026, Wendy’s announced a new collaboration with Berry Global and LyondellBasell. The joint effort will support Wendy’s move from a selection of plastic-lined paper cups with limited recyclability to single-substrate, clear plastic polypropylene (PP) drink cups that more consumers will be able to recycle as an important pathway toward circularity.

Based on a mass balance approach, the cups will also use 20% ISCC-certified, recycled plastic across all North America restaurants — a quick-service restaurant industry first — with the potential to increase the amount of recycled plastic used in the future.



The new cup set will launch in US and Canada restaurants in early 2022 with the initial set of large cups using recycled plastic; all drink cups in US and Canada will use recycled plastic in 2023.

This important first step is estimated to divert 10 million pounds of waste from landfills over the first two years. The amount of waste diverted from landfills due to this collaboration is projected to increase significantly as Wendy’s works with Berry to expand recycled plastic use throughout its entire cup set.

Earlier this year, Wendy’s announced plans to optimize customer-facing packaging to accomplish its sustainable packaging goal. Today’s announcement demonstrates progress toward this goal by improving drink cup recyclability and increasing the use of recycled plastic.

“Consumers are increasingly aware of the impact of single-use waste, and we want to do our part as a leader in the quick-service restaurant industry to provide more sustainable options,” says Liliana Esposito, Wendy’s chief corporate affairs & sustainability officer. “Today’s announcement marks Wendy’s next step toward creating packaging solutions that reduce our environmental impact.”

Building on its own sustainability goals, Berry has the product design and production knowledge to create circular package changes and manufacture them efficiently.

“Giving our natural resources multiple lives requires commitment and collaboration across the value chain. Partnering with leading brands that actively pursue opportunities to promote innovative packaging solutions is key to accelerating a circular economy,” said Tom Salmón, Berry Global’s Chairman and CEO.



To begin a transformation that meaningfully advances shared goals, Berry proposed combining the expertise and resources of Wendy's, Berry and LyondellBasell. As members of the American Chemistry Council and Alliance to End Plastic Waste, Berry and LyondellBasell teamed up to provide a more sustainable solution. LyondellBasell was integral in its supply of quality, advanced recycled resin. Berry then partnered with Wendy's to make the cup a commercial reality.

To help better serve customers' shared and increasing sustainability goals with speed, Berry and LyondellBasell have entered into a long-term supply agreement for ISCC PLUS-certified, advanced recycled feedstock resins by mass balance. Mass balance enables recycled plastic to be mixed with virgin plastic and processed in the same place, helping reduce scale-up costs and accelerate the transition to circular raw materials.

"The Alliance to End Plastic Waste aims to foster collective action through our network of partners," says Jacob Duer, President and CEO of the Alliance to End Plastic Waste. "The initiative between LyondellBasell, Berry Global and Wendy's is a demonstration of how the entire value chain can work together to develop end-to-end solutions that address plastic waste. While more can be done to enable closed loop solutions across more states and areas, it is through industry partnerships such as this that we will ultimately achieve increased recyclability across our waste streams."

Source: Plastics Today

### 100 % rHDPE – FDA gives Green Light for Starlinger

In August 2021 Starlinger & Co GmbH received two Letters of No Objection (LNO) issued by the US Food and Drug Administration FDA regarding its newly developed machine concept for processing post-consumer HDPE scrap. The LNOs apply to the HDPE bottle-to-bottle and cap-to-cap recycling processes respectively, and confirm that HDPE regranulate produced with the Starlinger recycling process can be used at levels of up to 100 % in packaging with food contact. Already in 2012 Starlinger received its first FDA LNO for the use of recycled HDPE.



"The two LNOs are another important achievement for Starlinger in the field of food grade recycling", said Paul Niedl, Commercial Head of Starlinger recycling technology. "Like it is the case with PET, 100 % recycled HDPE can now be used in applications with direct food contact. There is keen market interest for this – all signs are pointing towards a circular economy."

### *An elementary step: Odour reduction*

The new Starlinger machine concept consists of a reCO-STAR dynamic recycling line with a C-VAC degassing module and downstream odour reduction technology. The removal of odours plays an important role in the production of food-grade recyclate made from post-consumer HDPE. "Packaging made of HDPE is used for a lot of foods", explained Niedl. "If, for example, substances from food scraps migrate into the plastic, they can cause unpleasant smells in the recycling process. To avoid this, we use our three-step procedure: It starts with material preparation, followed by highly efficient degassing in the C-VAC module, and is finalized with the thermal after-treatment of the produced regranulate. This method ensures that even deeply embedded odours are removed." Contrary to methods which bind the odours by means of additives and enclose them in the regranulate, the Starlinger process removes the substances causing the odours and delivers permanently odour-reduced pellets which do not release unwanted smells in the following production steps.

"With the development of the circular economy, HDPE bottle-to-bottle recycling will gain increasing importance", emphasised Paul Niedl. "A big share of food packaging such as milk and juice bottles, bottle caps as well as food trays for meat is made of HDPE. If this packaging is returned to the recycling stream and re-used as food packaging without downcycling, millions of tons of virgin HDPE can be saved in the future."

Source: Packaging 360

Avient, a provider of specialised and sustainable material solutions and services, has announced two additions to its MEVOPUR line of medical-grade materials to help producers of pharmaceutical packaging and medical devices more easily reach sustainability goals.



The new MEVOPUR products were introduced at Pharmapack Europe 2021, held on October 13–14 in the Paris Expo Porte de Versailles.

MEVOPUR medical-grade materials are produced according to ISO13485-2016 protocols and supported by testing to ISO 10993-1, USP, European Pharmacopoeia and ICH Q3D guidelines. Using MEVOPUR medical-grade materials can help manufacturers of medical devices and pharmaceutical packaging reduce the risk of regulatory non-compliance.

## Masterbatches

New at Pharmapack are colour and additive masterbatches based on a polyethylene (PE) carrier that is manufactured using non-fossil feedstocks. The resins have bio-based content up to 95%, as calculated to ASTM D6866 standard. As drop-in replacements for fossil-based colour concentrates, they can be processed the same way and recycled in the same recycling channels as conventional fossil-based polyolefins.

MEVOPUR pre-coloured formulations based on bio-derived PE are also being introduced for customers who prefer ready-to-use solutions.

## Foaming agents

Also being featured at Pharmapack, MEVOPUR foaming agents help manufacturers of pharmaceutical packaging and medical devices add another level of sustainability to their products. Benefits include light weighting, material savings (and therefore reduced consumption of non-renewable resources), faster cycling, and process-energy savings.

Intended for use in polyolefins, styrenics, and copolymers, these medical-grade foaming agents are the first such additives to be produced under the MEVOPUR protocols.

Source: [medicalplasticsnews.com](http://medicalplasticsnews.com)



# India News

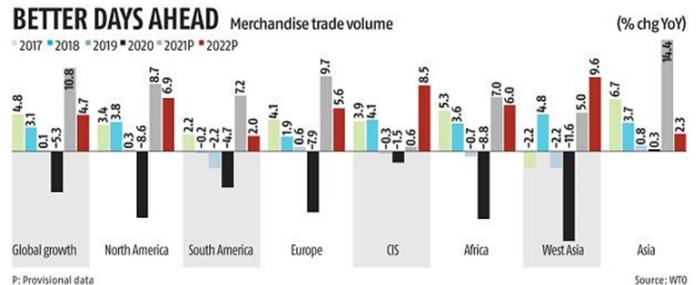
## India's exports likely to get a boost as WTO raises

India's export growth prospects are likely to get a boost from the World Trade Organization's (WTO) latest report that now sees a brighter global merchandise trade outlook for 2021 compared to its earlier projections.

India's exports to its top trading partners such as the US, European Union, nations in West Asia, among others, are expected to rise. Exports data during the first six months of the current fiscal year is emblematic of the fact that external demand has been robust. Exports from India have been rising consistently over the last few quarters, after plummeting for a few months as the outbreak of Covid-19 disrupted global trade.

India exported goods worth \$33.44 billion in September, up 21.35 per cent year-on-year. This witnessed a 28.51 per cent jump over September 2019. During April-September, outbound shipments worth \$197.11 billion were exported, up nearly 57 per cent YoY. It also hit nearly half of this fiscal's export target of \$400 billion set by the government.

Experts said with rising global demand, India should be able to compete in various segments vis-a-vis China. "Currently, China is facing supply-side as well as demand-side issues owing to several internal challenges (energy, debt crisis). Therefore, India is in a good position to increase its exports, and can become a substitute for China across various product categories or sectors," said DK Srivastava, chief policy advisor, EY India.



India can take advantage of the increasing global demand, which can ultimately translate into demand for Indian exports, he said.

According to a WTO report released on Monday, global goods trade is expected to grow by 10.8 per cent compared to the forecast of 8 per cent in March, but with varied recovery, depending on the region.

The report said export volume growth in 2021 will be 8.7 per cent in North America, 7.2 per cent in South America, 9.7 per cent in Europe, 0.6 per cent in the Commonwealth of Independent States (CIS), 7 per cent in Africa, 5 per cent in West Asia and the highest for Asia at 14.4 per cent.

On the other hand, imports are expected to grow at a faster pace as compared to exports. Inbound shipments into North America are set to grow by 12.6 per cent. It will be 19.9 per cent in South America, 9.1 per cent in Europe, 13.1 per cent in CIS, 11.3 per cent in Africa, 9.3 per cent in West Asia and 10.7 per cent in Asia.

While growth looks better in 2021 due to a low-base effect caused by the outbreak of the pandemic, recovery looks uneven as compared with 2019. Over that period, export growth will be negative in North America, CIS,

West Asia and Africa. Positive growth is seen in Asia, Europe and South America at 14.7 per cent, 1 per cent and 2.2 per cent, respectively.

The report also pointed out spikes in inflation, longer port delays, higher shipping rates, and extended shortages of semiconductors, as some of the risks associated with the forecast.

Besides, supply-side disruptions can also be exacerbated by the rapid and unexpectedly strong recovery of demand in advanced and many emerging economies.

Source: Business Standard

## Indian Oil's refineries running at 90% capacity util

Refineries of Indian Oil Corporation (IOCL) are running at nearly 90 per cent capacity according to company chairman Shrikant Madhav Vaidya. Speaking to reporters at the side lines of India Energy Forum by CERAWEEK, Vaidya said that the refineries will soon be operating at 100 per cent capacity as demand for most fuels cross or reach pre-pandemic level



“The only laggard is Aviation Turbine Fuel (ATF) which is lower because international flights have not been operating at full capacity,” Vaidya said.

He noted that under a business-as-usual scenario, around 30 per cent of IndianOil's ATF sales are to these international flights. IndianOil is the country's largest fuel refiner and retailer, commanding close to a third of India's 5 million barrels per day crude oil refining capacity.

Also speaking at the side lines, Hindustan Petroleum Corporation (HPCL) chief M K Surana told journalists that, at a group level, his refineries are running at full capacity while petrol demand at better than pre-pandemic levels.

Source: Business Standard

## terprises with dedicated policy support: CIA

Consortium of Indian Associations (CIA), a prominent MSME body representing around 50 MSME associations across the country, has urged the government to create a separate ministry for micro enterprises for better focus and policy support catering to micro entrepreneurs. The demand stems from the fact that over 99 per cent of enterprises in the MSME category are micro units, which have turnover less than Rs 5 crore, that aren't comparable to businesses with turnover up to Rs 250 crore.

According to the MSME Ministry's 2020-21 annual report, of 6.33 crore MSMEs in India, 6.30 crore are micro enterprises, while 3.31 lakh are small units, and only 5,000 are medium businesses accounting for 0.52 per cent and 0.01 per cent of the total estimated MSMEs, respectively.



“How can we have the same lane on a highway for a cyclist and a lorry? That's exactly what's happening in the name of MSME. A company doing a turnover of Rs 1 lakh a month and Rs 20 crore a month are both called an MSME. All this is manageable when the going is good but surely not when there is chaos. Now we are unable to administer any stimulus or relief to any enterprise in the country even though we want to. For example, we offer the same stimulus scheme for a company engaged in running a salon or a transporter or a manufacturer, or an exporter or a training institute. Giving one medicine for all issues makes it impossible to expect any cure unless strong luck saves the patient,” KE Raghunathan, Convenor, CIA told Financial Express Online.

The association along with its members had conducted a survey in June this year covering more than 81,000 self-employed and entrepreneurs running micro and small businesses. The survey noted that 73 per cent of SMEs didn't make any profit during the FY21 while 88 per cent of respondents were yet to avail any of the stimulus packages introduced by the government.

To support micro enterprises recovering from the Covid impact, the CIA also suggested the government to exempt the units from GST for two years along with exemption from PF/ESI for two years. Other key asks were unconditional moratorium of all types of loans below Rs 2 crores to start EMI payments from 2022 September onwards and till then the interest to be in line with RBI Repo interest, immediate clearance of all pending dues payable from central public sector units, state undertakings, and corporates, offer additional loans to any micro enterprises that seek funds without any eligible conditions up to 50 per cent of their current facility, waive from Capital Gains tax for the sale of factories to settle loans and to reinvest in the business, open Fair price shops and offer raw materials at fixed prices for one year and with credit terms to micro Entrepreneurs, etc. Source: Financial Express

### India-UAE FTA talks: Duty relief likely for job-inten

India is in talks with its third-largest export destination, the UAE, for duty-free market access in products ranging from gems & jewellery and textiles & garments to certain engineering goods like steel under a proposed free trade agreement (FTA), sources told FE. It would be the first FTA to be signed by India in just over a decade. To prevent any misuse of the FTA benefits and curb potential illegal inflows of Chinese goods through a key transit hub like Dubai, New Delhi will likely insist on strict rules of origin. It may either stipulate a 35% value addition at the UAE for all products to be eligible for duty concession under the FTA or impose similar conditions on select products where it sees the maximum scope for abuse, said one of the sources.



Both the sides started formal negotiations for a comprehensive economic partnership agreement (CEPA), as the FTA is formally called, in New Delhi from September 23. They aim to wrap up talks by December and sign a deal by March 2022.

About 87% of the products that the UAE imports are currently taxed at 5%, while 11% attract zero duty; the rest see higher duty incidence or are in the prohibited or special lists of goods, said another source. While it slaps a 5% duty on textiles & garments and jewellery, certain steel products are taxed at 10%. These three segments alone made up for 34% of India's \$16.7-billion exports to the UAE last fiscal and 43% in the pre-pandemic year of FY20.

The UAE is not keen on scrapping duties on all engineering goods but it may allow tax-free imports of certain steel products.

Abu Dhabi's applied tariff (simple average for most-favoured nations) was 4.6% in 2020, much lower than New Delhi's 15%. The goods that are in the high-tax brackets in the UAE include alcohol (50%) and tobacco (100%). Its trade-weighted average tariff (total customs revenue as percentage of overall import value) was 3.4% in 2019, against India's 7%. So, New Delhi's tariff concession will be more substantial than Abu Dhabi's.

The FTA is expected to raise bilateral merchandise trade to \$100 billion in five years following the signing of the pact from about \$43 billion in FY21. It also aims to more than double bilateral services trade to \$15 billion during this period.



The negotiations with the UAE are a part of India's broader strategy to forge "fair and balanced" trade agreements with key economies and revamp existing pacts to boost trade. The move gained traction after India pulled out of the China-dominated RCEP talks in November 2019. Balanced FTAs will also enable the country to achieve sustained growth rates in exports in the coming years. Already, India has set an ambitious merchandise export target of \$400 billion for FY22, against \$291 billion in FY21.

The UAE was India's second-biggest goods export market until FY20, behind only the US, before China pipped it in FY21 when the pandemic caused severe trade disruptions.

The UAE is the eighth-largest investor in India, having invested \$11 billion between April 2000 and March 2021, while investment by Indian firms in the UAE is estimated to be as high as \$85 billion during this period.

India's major exports to the UAE include petroleum products, precious metals, stones, gems and jewellery, textiles and garments, food items, engineering goods and chemicals. Its main imports from the UAE include petroleum and petroleum products, precious metals, stones, gems and jewellery, minerals, chemicals and wood and wood products.

Source: Financial Express

### **Non-tariff barriers to trade need to be studied, resolved: Piyush Goyal**

Commerce and Industry Minister Piyush Goyal said there are lot of non-tariff barriers that need to be addressed and wherever India will find unfair treatment to domestic industry, it will have to take reciprocal action. Non-tariff barriers to trade are restrictive practices which create impediments in smooth flow of imports and exports. "Trade today requires a lot of study, deep diving into what practices other countries follow. There are a lot of non-tariff barriers that need to be studied, we need to work to resolve those barriers. Wherever we will find unfair, unjust treatment to India, India will have to take reciprocal action," he said at the 54th convocation of Indian Institute of Foreign Trade (IIFT).



The minister said India is negotiating free trade agreements with several countries including the UK, UAE and Australia and young talents from IIFT can help in achieving the transformational agenda for India's international trade.

On the country's exports, Goyal exuded confidence that the country will achieve the USD 400 billion target for this fiscal. "We are confident of achieving this year. We have already done USD 197 billion in six months. We are aspiring to go up to USD 1 trillion in near future, each for goods and services...For this we need thousands of young boys and girls coming out from IIFT," he added. Further he said during FTA talks, the subject of dual degrees and collaborations with IIFT come up for discussions. "I would urge you take the process of dual degrees forward, to fast track it and identify institutions of excellence across the world...Australia, the UK, and UAE have already shown huge interest in collaborating with Indian universities and institutions of eminence and I would urge IIFT to take this process forward," he added.

On granting the institute of national importance tag to IIFT, he said the ministry will pursue that in the forthcoming months through the necessary legislative changes that it would require.

On reaching the 100-crore vaccination mark, the minister said it is a symbol of India's ability, resilience, and strength of 135 crore Indians. "The vaccine century is a true symbol of the collective wisdom of India. It is a victory for Make In India for the world," he said.

Meanwhile, commenting on the milestone, industry chamber PHDCCI's President Pradeep Multani said it is encouraging to note the vaccination drive has not only increased the confidence of people, trade and industry, but has also created positive economic projections by various national and international organisations.


"The use of technology and scientific approaches for vaccine distribution and procurement are the key to India's Vaccination drive. Through this, there is high optimism among investors to invest in India as well as some key sectors like housing, agriculture, sports as these are booming and creating jobs for youth," Multani added.

Source: Financial Express

### **view PM GatiShakti roll-out**

The Cabinet committee on economic affairs (CCEA) approved the national master plan for 'multi-modal connectivity', or PM GatiShakti, and decided to set up an institutional framework to implement, support and monitor the entire programme.

The government will form an empowered group of secretaries (EGOS), a network planning group and a technical support unit to implement the programme, announced first by Prime Minister Narendra Modi on October 13.



The EGOS will be headed by the cabinet secretary and consist of secretaries of 18 ministries as members and the head of the commerce ministry's logistics division as convener. It will review the implementation of the programme and prescribe norms for undertaking any subsequent amendments to it.

The EGOS will also set the framework for synchronization of various activities and ensure that various initiatives of infrastructure development are part of the common integrated digital platform. It will also look at the interventions required to meet demand, inefficiently transporting bulk goods on the requirement of various ministries like steel, coal, fertilizer, etc.

The CCEA also cleared the formation, composition and terms of reference for the Network Planning Group consisting of heads of such wings of respective infrastructure ministries. This group will assist the EGOS.

Moreover, given the complexities involved in the overall integration of networks, the technical support unit will be established. It will have experts from various infrastructure sectors, including aviation, maritime, rail, roads and highways, ports, etc.

The PM GatiShakti NMP is expected to fast-track infrastructure projects and cut delays as well as cost overruns through a holistic and well-coordinated approach. It is intended to break inter-ministerial silos. Instead of separate planning and designing by relevant departments, projects will be designed and executed with a common vision. The idea is to help boost economic growth, spur employment, draw large-scale investments and reduce logistics costs.

The new initiative is a GIS-based platform with as many as 600 layers, capturing all utilities and network linkages in various economic clusters. Ambitious targets have been set under the plan for capacity addition in various infrastructure sectors for 2024-25.

The new plan will complement the Rs 111-lakh-crore National Infrastructure Pipeline and multiple efforts to generate resources for it, including the National Monetisation Pipeline and the development finance institution (DFI) that are being operationalised.

Source: Financial Express

### **NITI Aayog – UNDP Launch Handbook on Sustainable Management of Plastic Waste for ULB's**

NITI Aayog and UNDP India launched a handbook to promote sustainable management of plastic waste in the country.

The report, titled 'NITI Aayog-UNDP Handbook on Sustainable Urban Plastic Waste Management', was released on 11th October, 2021 by NITI Aayog Vice Chairperson Dr Rajiv Kumar, CEO Shri Amitabh Kant, Shri. Rameshwar Prasad Gupta, Secretary Ministry of Environment Forest and Climate Change, Special Secretary Dr K. RajeswaraRao, and Ms. Shoko Noda, Resident Representative, UNDP India.



The report has been jointly developed by UNDP India and NITI Aayog, in consultation with eminent experts and leading organizations in the domain of plastic waste. The discussion for the Handbook was initiated in February 2021. This was followed by over 20 virtual stakeholder consultations, including Urban Local Bodies, Recyclers, Corporates, Civil Society Organizations, Academia, managed by UNDP. The format included expert interviews, focussed group discussions, and technical workshops covering 14 Indian cities and 4 South East Asian cities. The Handbook presents best practices and examples from cities in India and Southeast Asia which face similar infrastructure and plastic waste challenges. Dr. Rajiv Kumar, Vice Chairperson, NITI Aayog emphasized, "Generating mass awareness is the key for achieving sustainable plastic waste management in the cities. He further added "The Indore model of spreading mass awareness and explaining importance of waste management at household level needs to be adopted by other cities. It will be the key to make plastic waste

management a people's movement." He further added that innovations which will eliminate the drudgery of rag picking and provide a better quality life for these workers should be encouraged. This will make waste recycling more efficient."

Shri Amitabh Kant, CEO, NITI Aayog emphasized, "The Urban Local Bodies across the country face tremendous pressure to provide efficient waste management services in the midst of an unprecedented scale of urbanisation that India is witnessing. The country has leaped in sanitation sector, and similarly we need to create a massive Jan Andolan around plastic waste management to achieve complete recycling of our waste." He further added that "The handbook covers crucial components for sustainable urban plastic waste management including, technical models, recovery facilities, IEC and digitisation, and good governance."

"The Plastic Waste Management programme at UNDP promotes the collection, segregation and recycling of all types of plastic waste to protect our environment and create a circular economy for plastics. The programme also ensures the wellbeing and financial inclusion of waste pickers, one of the most critical stakeholders in the waste value chain," shared Ms. Shoko Noda, Resident Representative, UNDP India. She added, "The programme is aligned with the principles of Swachh Bharat

Dr Rajeswara Rao, Special Secretary, NITI Aayog, said "NITI Aayog has constituted 11 committees for bringing circular economy in various areas of waste management. With complete recycling of plastic waste followed by extraction of valuables and mixing it with virgin materials, the transition to a circular economy in plastic waste sector will be completed." He further added, "Social inclusion of informal workers is crucial for sustainable plastic waste management. Promoting entrepreneurial opportunities and development of waste pickers cooperatives are important initiatives for formalisation of informal workers in the waste management sector."

Shri R.P Gupta, Secretary, MoEFCC highlighted "Only about 9% of the total plastic produced globally gets recycled, about 12% is incinerated and energy is recovered, and rest about 79% gets into land, water, and ocean and pollutes the environment." He further added "Phasing out single use plastic is crucial and to the extent possible, plastic items for which alternatives are available needs to be abandoned. The handbook on Sustainable Urban Plastic Waste Management will play a major role in fulfilling the goal of reducing the use of plastic and increasing plastic waste recycling, and also ensuring that plastic waste is brought to minimal"



The Union environment ministry has come out with a draft notification for regulation of extended producer responsibility under plastic waste management rules 2016. The draft specifies the quantity of waste that will have to be managed by producers, importers and brand owners who generate plastic packaging waste in India. When passed, the draft notification published on October 6 will come into effect immediately. EPR means the responsibility of a producer for the environmentally sound management of the product (plastic packaging) until the end of its life. People and stakeholders can submit objections or suggestions to the environment ministry on the draft within 60 days.

EPR covers three categories of plastic packaging including rigid plastic packaging; flexible plastic packaging of single layer or multilayer (more than one layer with different types of plastic); plastic sheets, carry bags (including carry bags made of compostable plastics), plastic sachet or pouches; and multi-layered plastic packaging.

For example, the draft states that in 2021-22 producers of plastic packaging waste will have to manage 35% of the 'Q1' waste in metric tons. Q 1 is the average weight of plastic packaging material (category-wise and state wise) sold in the last two years plus average quantity of pre-consumer plastic packaging waste (generated before product reaches the consumer) in the last two financial years minus the annual quantity of plastic packaging supplied to brand owners (BO) including online platforms/marketplaces and supermarkets/retail chains etc during the previous year.

This EPR target for producers increases to 70% in 2022-23 and 100% for 2023-24 onwards. Similar EPR targets apply for importers and brand owners but the quantity would be different depending upon the quantity of packaging waste they are responsible for.

For brand owners EPR target in 2021-22 shall be the average weight of fresh plastic packaging material purchased and introduced in market in the last two years plus average quantity of pre-consumer plastic packaging in the last two years. There are targets in the draft for recycling of plastic packaging waste which is mostly 30 to 50% of EPR in 2023-24. Those plastics which cannot be recycled will be sent for end-of-life disposal such as road construction, waste to energy, waste to oil, cement kilns etc. as per relevant guidelines issued by Indian Road Congress and Central Pollution Control Board, the draft states. The draft gives producers, importers, and brand owners of plastic waste an opportunity to trade in EPR certificates. They can use the surplus EPR certificates for offsetting previous year shortfall; carry forward for use in succeeding year and sell it to other producers and brands.

CPCB will draft guidelines for imposition and collection of environment compensation, a penalty on producers, recyclers and end of life processors for violating obligations specified in the regulation and also for violations of conditions such as sharing false information / certificates as mandated under these guidelines.

All producers, importers, brands, recyclers etc will have to be registered with CPCB through an online centralized portal. In case of irregularity or false information provided by them, the registration would be revoked for a five-year period and /or penalty may also be imposed, after giving an opportunity to be heard, the draft states. "We welcome this notification as the industry was waiting for long time and operating in uncertainty. Therefore, this notification brings clarity and opportunities for industry to start working on compliances. Prima facie this notification seems to be giving overall directions and clarity on several issues and sets the processes. However, there could be some challenges due to ground realities which needed to be mitigated based on the experience of implementation of this notification," said Hiten Bheda, Chairman, Environment Committee, The All-India Plastics Manufacturers Association.

"People can send in their comments to us. We have had consultations with industry bodies also on the EPR regulation," a senior environment ministry official said.

Source: Hindustan Times

## Why become a Plexconcil Member?

Established since 1955, the Plastics Export Promotion Council, PLEXCONCIL, is sponsored by the Ministry of Commerce and Industry, Department of Commerce, Government of India. PLEXCONCIL is a non-profit organization representing exporters from the Indian plastics industry and is engaged in promoting the industry exports.

The Council is focused on achieving excellence in exports by undertaking various activities and initiatives to promote the industry. The Council undertakes activities such as participation at international trade fairs, sponsoring delegations to target markets, inviting foreign business delegations to India, organising buyer-seller meets both in India and the overseas etc.,

The Council also routinely undertakes research and surveys, organizes the Annual Awards to recognize top performing exporters, monitors the development of new technology and shares the same with members, facilitates joint ventures and collaboration with foreign companies and trade associations as well as represents the issues and concerns to the relevant Government bodies.

The Council represents a wide variety of plastics products including – Plastics Raw Materials, Packaging Materials, Films, Consumer Goods, Writing Instruments, Travel ware, Plastic Sheets, Leather Cloth, Vinyl Floor Coverings, Pipes and Fittings, Water Storage Tanks, Custom made plastic Items from a range of plastic materials including Engineered Plastics, Electrical Accessories, FRP/GRP Products, Sanitary Fittings, Tarpaulins, Laminates, Fishing Lines/Fishnets, Cordage/Ropes/Twines, Laboratory Ware; Eye Ware, Surgical/Medical Disposables.

### Membership Benefits

- Discounted fees at International Trade Fairs and Exhibitions
  - Financial benefits to exporters, as available through Government of India
  - Disseminating trade enquiries/trade leads
  - Instituting Export Awards in recognition of outstanding export performance
  - Assistance on export financing with various institutions and banks
  - Networking opportunities within the plastics industry
  - Listing in PLEXCONCIL member's directory
-

The Plastics Export Promotion Council added the following companies/firms as new members during September 2021. We would like to welcome them aboard!

Sr. No	Name of the Company	Address	City	Pin	State	Director Name	Email
1	Addon Filmtech Private Limited	Plot No 539, Raod No 5, G.I.D.C, Sachin	Surat	394230	Gujarat	Smit Patel	addon@addon-filmtech.com
2	Amar Plastic Industries	16, Malad Sonal Indl. Estate, Ramchandra (Ext.) Lane, Kachpada, Malad (W),	Mumbai	400064	Maharashtra	Dipesh Khandhar	dipesh@amar-plastic.in
3	Apt Watsun Industries Private Limited	No. 1, Thanthai Periyar Nagar, Masakalipalayam Road Sowripalayam	Coimbatore	641028	Tamil Nadu	Somasundaram Karthikeyan	raghu@apptools.in
4	Buch Consultancy Private Limited	Buch Consultancy Pvt Ltd, Plot No. 5601/2, Opp Miranda Tools, Gidc Estate,	Ankleshwar	393002	Gujarat	Sunain Buch	buchcon1986@gmail.com
5	Chamunda Plastic Private Limited	Plot No-1051, Nr Kothiya Patiya, Kuha Gam Road, Kathwada Indore Highway, Tal.-Dascroi,	Ahmedabad	382433	Gujarat	Dhruv Patel	info@chamunda-plastics.com
6	Ds Export Industry	F/F House No-C1-19a L/S , Mohan Garden Uttam Nagar	New Delhi	110059	New Delhi	Dinesh Saini	dsexportindustry@gmail.com
7	Encore Exim Llp	S No. 71p4, Mitana-Wankaner Road, At. Bhutkotda, Tal. Tankara,	Morbi	363641	Gujarat	Merja Jaydeep Manharlal	encoreeximllp@gmail.com
8	Ester Filmtech Limited	Plot No. 11, Block-A, Infocity-1 Sector-34 Gurugram	Gurugram	122001	Haryana	Arvind Singhania	keshaw.singh@ester.in
9	Ethical Energy Petrochem Strategies Private Limited	312, Sakar 5, Nr. Mithakhali Railway Crossing, Off Ashram Road,	Ahmedabad	380009	Gujarat	Faizan Shaikh	info@ethicalpoly-paper.com
10	J.D. Enterprises	E 412 Sector 5 Dsiidc, Industrial Area Bawana,	Delhi	110039	Delhi	Pradeep Saxsena	jdenterprises5251@gmail.com
11	Jay Balaji Polypack	Survey No. 38/2, Lakhdhirgadh Tankara	Morbi	363650	Gujarat	Sunilkumar Jaysukhbhai Gambhava	jaybalajipolypack1617@gmail.com
12	Jb Polypack Private Limited	Gr Floor, Plot No. 57 58, Kabir Nikunj Society, Nr. Ashirwad Palace, Bhatar Road,	Surat	395001	Gujarat	Amitkumar Satyaparakash Agarwal	amit@jbpolypack.com
13	Kd Overseas	Plot No. 21, Bhakti Estate, B/H. Shrinath Estate, Bakrol Road, Daskroi	Ahmedabad	382350	Gujarat	Shailesh Patel	info.kdoverseas47@gmail.com
14	Maruti Formalin	Plot No 01, S.N. 100, Old S.N.87p1, Hadamtala, B/H. Santosh Petrol Pump, Hadamtala Industrial Zone, Tal-Kotda Sangani, Nh-8b,	Hadamtala	360030	Gujarat	Arvindbhai Meghani	marutiformalin@gmail.com
15	Pearl Thermoplast Private Limited	Plot No 22, S No 820/1, Dewan And Sons Udyog Nagar, Chintupada,	Palghar	401404	Maharashtra	Bhupendra Jain	bhupen@pearlthermoplast.com
16	Populace Info-tech( Opc) Pvt. Ltd.,	C/O Smt. Meena Srivastava, 509, Chhotey Qazipur	Gorakhpur	273001	Uttar Pradesh	Saurabh Srivastava	srivastava13@gmail.com
17	Safiulla Mallick	Uttar Benudia, Bhagwanpur, Benudia, Purba Medinipur	Bhangwapur	721601	West Bengal	Safiulla Mallick	
18	Sardana Impex	1/3502 Kh, No-790/396, Gali No.5, Loni Road, Ram Nagar Ext, Near Tyagi Dharamshala, Shahdra,	New Delhi	110032	Delhi	Baljit Singh	sardanaimpex21@gmail.com

# New Members

19	Satya Ventures	Atysa Parkash Bhawan, Near Sd College, Phagwara Road,	Hoshiarpur	146001	Punjab	Suryansh Gupta	satyaventures@gmail.com
20	Sheela Organics Private Limited	2nd Floor, 203,204,213,214, Shree Rajlaxmi Complex, Building No. AK, Old Agra Road, Kalher,	Bhiwandi	421302	Maharashtra	Rashmi S Singh	sheelaorganics@gmail.com
21	Tarpan Ventures Private Limited	Shop No. 310, Sardar Patel Super Market,	Petlad	388450	Gujarat	Pradip Asnani	tarpanventures-pvtltd@gmail.com
22	Techmart	Sr No. 69201 Plot No. 11, Satara Road, Market Yard,	Pune	411037	Maharashtra	Kedar Bhaskar Mehendale	kedar@techmartindia.in
23	Techraffia Llp	305, Abhijeet - I, Mithakhali Six Roads, Nr. Lawgarden, Ellisbridge,	Ahmada-bad	380006	Gujarat	Ashish Patel	techraffia@gmail.com
24	Tycoon Grand Accessories Private Limited	56/27, Ground Floor & First Floor, Site Iv, Sahibabad Industrial Area,	Ghaziabad	201001	Uttar Pradesh	Ankit Gupta	tgaquality@gmail.com
25	Worldwide Exim Overseas Network	208, 2nd Floor, 52/C, Bharat Chamber, Baroda Street, Masjid Bunder East,	Mumbai	400009	Maharashtra	Kirti K. Mehta	weonindia@gmail.com