



PLEXCONCIL - The Plastics Export Promotion Council

PLEXCONNECT

Edition 67, May 2025

**Interview of Industry Leader - Mr. Deepak Joshi,
Director of Sales and Marketing at
Garware Hi-Tech Films Limited - Pg.19**

State Profile - West Bengal - Pg.21

**Product of the Month - Films and Sheets
of Non-cellular Polymers of Propylene - Pg.16**

Countryscape - Indonesia - Pg.26





THE PLASTICS EXPORT
PROMOTION COUNCIL

Editorial Advisory Board

Convener - Mr. Vikram Bhadauria,
ALOK Masterbatches

Member - Mr. Manoj Agarwal,
Kanpur Plastipack

Member - Mr. Amit Pal, Kolor Impex

Member - Mr. Devang Sheth,
Polycromax Industries

Member - Mr. Sribash Dasmohapatra

Editorial Advisor - Mr. Niranjan Mudholkar

Plexconnect is published by:

The Plastics Export Promotion Council

Editor: Mr. Sribash Dasmohapatra,
Executive Director, Plexconcil

Associate Editor: Ms. Arva Rege

Send in your feedback, comments,
suggestions to editor@plexconcil.org

Head Office (Head Office)

B-Wing, Dynasty Business Park, Unit No. 2, Ground
Floor, Andheri-Kurla Road, Chakala, Andheri East,
Mumbai - 400059, Maharashtra
Tel: 022 - 40170000

Delhi - Northern Regional (Regional Office)

319, 3rd Floor, Block - E, International Trade Tower 99,
Nehru Place
New Delhi - 110019
Tel: 91-11-26478817 / 26478819
Fax: 91-11-26478821
Email: plexnr@plexconcil.org
ashutosh.kumar@plexconcil.org

Chennai - Southern (Regional Office)


No: 5 | Ground Floor | Vivekananda Road
|Off Spur Tank Road
Chetpet | Chennai 600 031 | Tamil Nadu | INDIA
Tel : +91 44 2829 2620 | 2829 2625 (D)
M: +91 98400 53930
Email : ruban.hobday@plexconcil.org


Kolkata - Eastern Regional (Regional Office)

Vaniya Bhavan, 1/1 Wood Street
Kolkata - 700016
Tel: 91-33-22834497 / 22834498
Fax: 91-33-22834289
Email: nilotpal@plexconcil.org

Ahmedabad - Gujarat Region (Regional Office)

A-1001, Titanium Heights,
Nr. Vodafone House,
Corporate Road,
Prahlanagar, Makarba,
Ahmedabad- 380015 (Gujarat)
Tel: 079-48010103
Email: naman@plexconcil.org

 @officialplexconcil

 THE PLASTICS EXPORT PROMOTION COUNCIL

 @plexconcil

 @officialplexconcil

To protect your harvest, mulch films need to last an entire season.

Adverse environmental conditions can lead to cracks and tears in mulch film over time.

Our masterbatches can solve these problems.

We use a combination of silver, black, UV and Anti-Oxidant masterbatches for:



High Sunlight Reflectance



High Opacity



Chemical & Pesticide Resistance

Our high-quality masterbatches also offer smooth finish and high gloss, meaning your products look fantastic!

Contact us for Mulch Films or GeoSynthetics needs!

dhirendra@jjplastalloy.com : ✉

www.jjplastalloy.com : 🌐

+91 8808 736 600 : ☎

Bharuch (Gujarat) & : 📍
Chandauli (U-P), India.

From the Chairman's Desk	04
Council Activities of April 2025	05
Export Performance of March 2025	10
Product of the Month - Films and Sheets of Non-cellular Polymers of Propylene	16
Interview of Industry Leader – Mr. Deepak Joshi, Director of Sales and Marketing at Garware Hi-Tech Films Limited	19
State Profile – West Bengal	21
Countryscape – Indonesia	25
International News	27
India News	31
Why become a Plexconcil Member	35
New Members	36



April has been a month of reflection, dialogue, and action. As I look back, I'm struck by the pace at which global trade dynamics are shifting—and the growing need for Indian exporters to remain agile, informed, and united.

One of the key highlights this month was my visit to China for the CHINAPLAS. It was my first in many years, and I was reminded of how much has changed—and yet, how much remains the same. The scale of the fair was immense, but so was the sense of uncertainty among global participants. Amid the crowded halls and extensive displays, the recurring question was: what's next for global trade? While India still has a distance to go in terms of trade infrastructure and scale, our entrepreneurial spirit and resilience are unquestionable. It is this energy that gives me hope for the future.

On a more sobering note, the announcement of new US tariffs on a range of Chinese imports—particularly affecting sectors like plastics—has stirred concerns across industries. While intended to address trade imbalances, such across-the-board measures risk creating new challenges rather than resolving old ones. At Plexconcil, we took swift action by organizing a focused webinar to unpack the implications for Indian exporters. The key takeaway? We must prepare—not panic. Indian exporters can and must rise to the occasion by identifying niche opportunities and leveraging our strengths in quality, compliance, and adaptability.

In line with our mission to empower exporters, the launch of the Trade Connect Portal this month was a milestone moment. Designed to streamline information access, track trade leads, and foster collaboration, this platform is a step toward a more digitally enabled future for our sector. I urge all our members to explore and make full use of it.

As conversations around supply chain resilience continue to dominate global forums, it's time for India to take bold, strategic steps. We are well-positioned to serve as a reliable alternative in global supply chains—but this will require coordinated efforts between government, industry, and trade bodies. I've said this before and I'll say it again: the world is watching India, and we must be ready to deliver.

While the road ahead may include speed bumps—policy shifts, geopolitical tensions, or rising competition—I remain deeply optimistic. Because at the heart of India's plastics export story is a community of passionate, hardworking, and visionary entrepreneurs. Every challenge we face is an opportunity to innovate, collaborate, and lead.

Let's continue moving forward—smarter, stronger, and more united than ever.

Warm regards,

Vikram Bhaduria
Chairman

01st April 2025: Meeting with JS (EP-CAP), Dept. of Commerce | Western Region:

The Department of Commerce convened a hybrid (virtual/physical) meeting on 1st April 2025 Vanijya Bhawan, New Delhi, under the chairpersonship of JS(EP-CAP), to deliberate on the potential impact of the India-USA Bilateral Trade Agreement (BTA). Mr. Sribash Dasmohapatra, Executive Director, and Ms. Bharti Parave, Deputy Director, participated in the meeting virtually.

01st April 2025: Meeting with Mr. Sanjay Tiwari, Deputy DGFT, Govt. of India | Northern Region

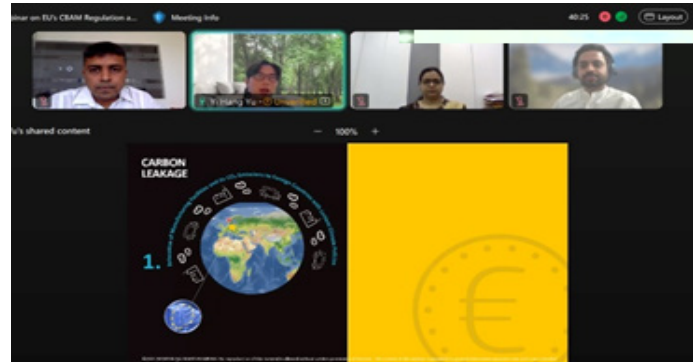
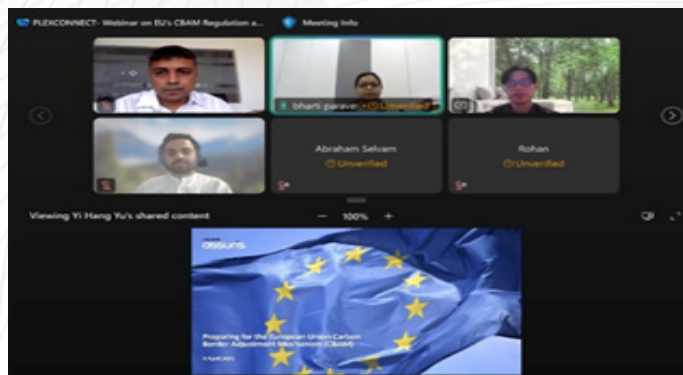
PLEXCONCIL Northern Region had a meeting with Mr. Sanjay Tiwari, Deputy DGFT for a discussion on AA certificate mismatch from Custom which resulted to non-filling of Advance Licence. Mr. Sanjay Singh, Deputy Director, PLEXCONCIL has submitted the copy of the representation.

04th April 2025: Secretary Round Table meeting, Dept of Chemical | Northern Region:

PLEXCONCIL Northern Region had a meeting Smt. Nivedita Shukla Verma, Secretary, Department of Chemical for round table meeting on Chemical, Plastic and Allied Products. Mr. Sanjay Singh, Deputy Director, PLEXCONCIL had submitted the inputs of the members of Plexconcil.

04th April 2025: PLEXCONNECT- Webinar on EU's CBAM regulation and its impact on Indian Exporters | Western Region:

European Union introduced the Carbon Border Adjustment Mechanism (CBAM) regulation with the objective to reduce carbon emissions, put a fair price on the carbon emitted during the production of carbon intensive goods imported into the EU and encourage a cleaner industrial production in the year 2023. To spread awareness about this regulation, Plastics Export Promotion Council (PLEXCONCIL) organized a Webinar on EU's CBAM regulation and its impact on Indian Exporters on 4th April 2025 from 11am in virtual mode.



Speakers of the webinar **Mr Yi-Hang Yu**, Senior Manager – Climate Change & Sustainability, Intertek and **Mr Vijay Thakur**, Approved Verifier – EPD International and Senior Manager – Sustainability & LCA Lead, Intertek spoke about Overview of CBAM, operations of CBAM, proposed change to CBAM, key actions for importers and manufacturers and overview of LCA & EPD. Welcome address of the webinar was given by Ms Bharti Parave, Deputy Director – Trade & Policy, Plexconcil. Webinar ended with vote of thanks by Mr. Naman Marjadi, Assistant Director, Regional Office - Ahmedabad, Plexconcil.

05th April 2025: Virtual Interaction Meeting with the Members on Impact of Reciprocal Tariffs | Eastern Region:

VC Meeting organised by the Council on 5th April 2025 through virtual mode, wherein Mr. Vikram Bhadauria, Chairman, PLEXCONCIL & Mr. Sachin Shah, Vice Chairman interacted with the Council Members in order to discuss implications of the reciprocal tariffs by the United States. Mr. Nilotpal Biswas, RD, PLEXCONCIL facilitated the meeting.

09th April 2025: Meeting with EPC's organised by EP-CAP, Dept. of Commerce | Western Region:

The Department of Commerce, EPCAP Section organized a meeting with Export Promotion Councils (EPCs) and (IAs) under the Chairmanship of the Hon'ble Minister of Commerce & Industry to collate necessary inputs from the trade. Mr. Sachin Shah, Vice Chairman, and Mr. Sribash Dasmohapatra, Executive Director, attended the meeting in person.

09th April 2025: Meeting with Hon'ble Commerce & Industries Minister, Shri Piyush Goyal | Northern Region:

PLEXCONCIL was part of the internal meeting organised by the Dept of Commerce with HCIM, Shri Piyush Goyal, Hon'ble Minister, Department of Commerce and Industry. Chairman, Vice Chairman had given their inputs regarding recent US reciprocal tariff towards Indian products. Mr. Sribash Dasmohapatra, Executive Direc-

tor, Mr. Sanjay Singh, Deputy Director, PLEXCONCIL also attended the said meeting.

11th April 2025: Meeting with Cofounder of LeRemitt | Northern Region:

PLEXCONCIL Northern Region met with Co-founder of LeRemitt for the discussion on collaboration with Plexconcil for the members benefits during the Finance and Documentation. Sanjay Singh, Deputy Director, PLEXCONCIL has given the presentation for the sector

16th April 2025: Meeting with Cofounder of India Factoring | Northern Region:

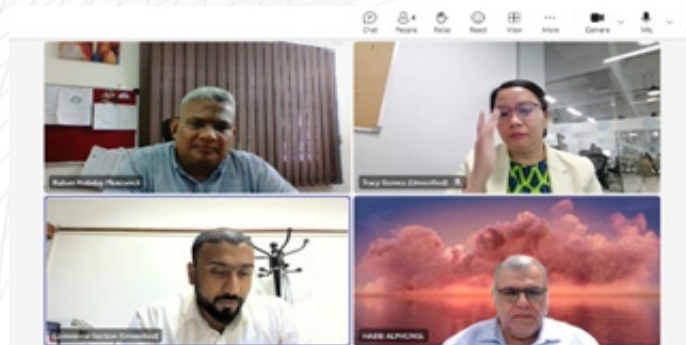
PLEXCONCIL Northern Region met with Vice President of India Factoring for the discussion on collaboration with Plexconcil for the members benefits for Pre-shipment financing for the Plexconcil members. Sanjay Singh, Deputy Director, PLEXCONCIL has given the presentation for the sector

16th April 2025: District Export Promotion Committee Meeting-Gandhinagar District | Western Region:

District Export Promotion Committee Meeting of Gandhinagar District was held under the chairmanship of Shri Mehul K. Dave, IAS, Collector, Gandhinagar at Collector Office, Gandhinagr. The objective of this meeting was to deliberate on action plan to boost exports from Gandhinagar District. As a part of the committee member, Mr Naman Marjadi, Assistant Director, Plexconcil attended the Meeting and gave relevant inputs to the committee regarding increasing exports of plastic from the district.

16th April 2025: Meeting with organizer of Saudi PPP show 2025 | Southern Region:

Plexconcil – Southern Region under the guidance of Indian Mission in Riyadh, Saudi Arabia had a preliminary meeting with organizers of Saudi PPP Show 2025 towards hosting of “India Evening” concurrently during Saudi PPP show 2025 and inviting potential buyers for PlastIndia 2026 show in New Delhi. The Council was represented by Mr. Ruban Hobday, Regional Director-South.



17th April 2025: VC meeting on trade related matters pertaining to EPC’s | Eastern Region:

VC Meeting which was held on 17th April 2025 under the chairpersonship of JS(EP-CAP) to review the trade related matters pertaining to EPCs. Mr. Nilotpal Biswas, RD, PLEXCONCIL(East) represented the Council at the meeting.

21st April 2025: Consultation meeting for implementation of “National Single Registry for Labs” | Eastern Region:

The consultation meeting regarding the implementation of the “National Single Registry for Labs” was held on 21st April 2025 through Virtual Mode. Mr. Nilotpal Biswas, RD, PLEXCONCIL joined the meeting and represented the Council.

21st April 2025: Participation in Executive Committee Meeting of GSPMA | Western Region:

Gujarat State Plastic Manufacturers Association (GSP-MA) organized Executive Committee meeting of committee members on Monday, 21st April 2025 at GSPMA office, Ahmedabad. As a part of the committee member, Mr Naman Marjadi, Assistant Director, PLEXCONCIL- Regional Office (West) Ahmedabad was invited and attended the aforementioned meeting and shared relevant insights during the meeting.

23rd April 2025: Meeting with MSME Department towards delegation visit to RePlast Eurasia 2025 show, Turkey | Western Region:

The Ministry of MSME is organizing a Ministry-led delegation to participate in RePlast Eurasia 2025, scheduled to be held in Turkey from 8th to 10th May 2025, in collaboration with PAGEV (Turkish Plastic Industry Foundation). In this context, a preparatory meeting was held on 23rd April 2025 at 4:30 PM under the Chairmanship of Joint Secretary (SME), Ministry of MSME, at Udyog Bhawan, New Delhi. Mr. Sribash Dasmohapatra, Executive Director; Ms Bharti Parave, Deputy Director, Mr. Nigel Rodrigues and Mr. Prasad Arolkar, Assistant Managers; and Ms. Kajal Guria, Senior Executive, attended the meeting virtually. Council requested to Department for help in organizing Plast Eurasia 2025 Exhibition 2025 Exhibition instead of Replast.

25th April 2025: Meeting with FT (NEA) Division, Dept. of Commerce | Western Region:

FT(NEA) Division, Department of Commerce organized a meeting under the Chairmanship of Shri Ajay Bhadoo, Additional Secretary, Department of Commerce, was held on 25th April 2025 in hybrid mode (physical + virtual) to discuss matters related to the upcoming visit of the Hon'ble Commerce & Industry Minister (HCIM) to Japan. The key agenda was the identification of major Indian exporters with strong potential and willingness to expand in the Japanese market and to accompany the HCIM delegation. Mr. Sribash Dasmohapatra, Executive Director and Ms. Bharti Parave, Deputy Director, attended the meeting virtually.

24th April 2025: Meeting with West Bengal Human Hair Association, Bhagwanpur, Purba Medinipur | Eastern Region:

The Regional Director, PLEXCONCIL (Eastern Region) visited Bhagwanpur, Purba Medinipur, West Bengal, & interacted with the Members of West Bengal Human Hair Association. The primary objectives of the visit were to engage with hair processors, understand their current issues and concerns related to exports and expand the Council's membership base.



Key Issues Highlighted by Processors:

Export of Raw Materials to Competing Nations:

Processors expressed serious concern over the increasing export of raw human hair (their primary raw material) to Myanmar, Bangladesh, and Vietnam.

These countries are processing the raw hair and then exporting the finished products to China—our major export destination for human hair.

Due to significantly lower processing costs in these countries, Indian value-added processors are unable to compete effectively in China/global markets.

Unfavourable Import Duty Structure:

Zero import duty is levied on hair exports from Bangladesh, Myanmar, and Vietnam to China.



In contrast, Indian exports of human hair to China are subjected to 18% import duty, further eroding competitiveness.

Industry representatives strongly recommended the need to Ban raw hair exports to these countries, emphasizing that survival of the local industry depends on immediate intervention. They warned that, without policy support, the domestic human hair industry is at risk of collapse.

25th April 2025: Interaction with Industry Members of Halol, Panchmahal | Western Region:

On the foundation day of Laghu Udyog Bharti, Laghu Udyog Bharti, Halol and District Industries Centre-Panchmahal organized Industry interaction at Halol, Panchmahal on 25th April 2025. Plexconcil was invited to take a session during this meeting. On behalf of Plexconcil, Mr Naman Marjadi from Regional Office, Ahmedabad gave a Presentation on Overview of India's Plastics Exports & Support Provided by Plexconcil. Other speakers during the program were from District Industries Centre, CIPET, Halol Municipality and GPCB.



25th April 2025: PLEXCONNECT - Webinar on commercial exports through India Post | Western Region:

Exporters can use the Postal channel of exports for sending the commercial exports out of the country. For exporting items through Postal channel, a new procedure has been mandated by Customs to be



followed by exporters. With the objective to understand the process of facilitating exports through Postal channel, Plexconcil organized a webinar on commercial exports through India Post on 25th April 2025.

Welcome address of the webinar was given by Mr. Nilotpal Biswas, Regional Director- East, Plexconcil. Speakers of the webinar were Dr. Sudhir Jakhere, APMG BD, Maharashtra Circle, India Post and Mr. Vipul Mandlesha, Export Head, Export Promotion Team, India Post. Speakers gave information about exports through India post, procedure to export and major product offerings of India Post. Webinar ended with vote of thanks by Ms Bharti Parave, Deputy Director – Trade & Policy, Plexconcil.

29th April 2025: Meeting on TUFs organised by DCPC | Western Region:

The Department of Chemicals & Petrochemicals convened a video conference on April 29, 2025, to discuss matters related to Plastics Recycling Machinery under the TUFs Working Group-III. The meeting was held in the office of the Joint Secretary (Petrochemicals). Attending virtually were Mr. Nilotpal Biswas, Regional Director (East), and Ms. Bharti Parave, Deputy Director, who contributed to the discussions on advancing sustainable plastic recycling initiatives.

30th April 2025: Meeting with New DGFT Shri Ajay Bhadoo | Northern Region:

PLEXCONCIL Northern Region had a meeting with Shri Ajay Bhadoo, Additional Secretary, DG, Department of Commerce towards the new scheme - EPM. Mr. Sanjay Singh, Deputy Director, PLEXCONCIL attended the meeting and given the inputs



THREE STAR EXPORT HOUSE
GOVERNMENT RECOGNIZED

DCS INTERNATIONAL TRADING COMPANY

Formerly Known as PKS International Company



Awarded as Top Merchant Exporter in "Northern Region" by The PLEXCONCIL (Ministry of Commerce & Industry, Govt. of India) For consecutive 19 years



**LEADING EXPORTER OF 100% INDIAN HUMAN HAIR
PIONEER IN THIS INDUSTRY SINCE 50 YEARS.**

We are fully committed to quality with regards to our products as well as our processes and services. This is fully corroborated by our long standing relationships with almost all of our international clients.

- ✦ **Non Remy Double Draw Natural Hair-black**
- ✦ **Non Remy Double Draw Natural Hair-grey**
- ✦ **Non Remy Double Draw Natural Hair-white**
- ✦ **Remy Single Draw Natural-black**
- ✦ **Bulk Hair**

Top Merchant Exporter in "Northern Region" by The PLEXCONCIL (Ministry of Commerce Industry, Govt. of India) for consecutive 19 years



"Top Export Excellence" Award in (Northern Region) by FIEO 2014-2015



"Highest Foreign Exchange Earner" Award in (Northern Region) by FIEO (Ministry of Commerce & Industry Govt. of India) F.Y. 2016-2017

Mr. Prem Kumar Solanki



"Niryat Shree" Award For Highest Exports, Residual Sector NON-MSME Category by FIEO 2014 & 2021

Mr. Pushpender Kr. Solanki



Mr. Hitesh Kumar Solanki

Corporate Office : 223 DLF Tower, 15 Shivaji Marg, Moti Nagar, New Delhi-110015 (INDIA)

Branch Office : 81-B, Sector - 5, IMT Manesar, Gurugram, Haryana-122050 (INDIA)

Telephone : +91-11-41558352 Mobile : +91-9716035229 Email : dcs@dcsairs.com Website : www.dcsairs.com

★ ★ ★ Three Star Export House

RECOGNIZED BY THE MINISTRY OF COMMERCE & INDUSTRIES (GOVT. OF INDIA)



SCAN QR CODE FOR MORE DETAILS

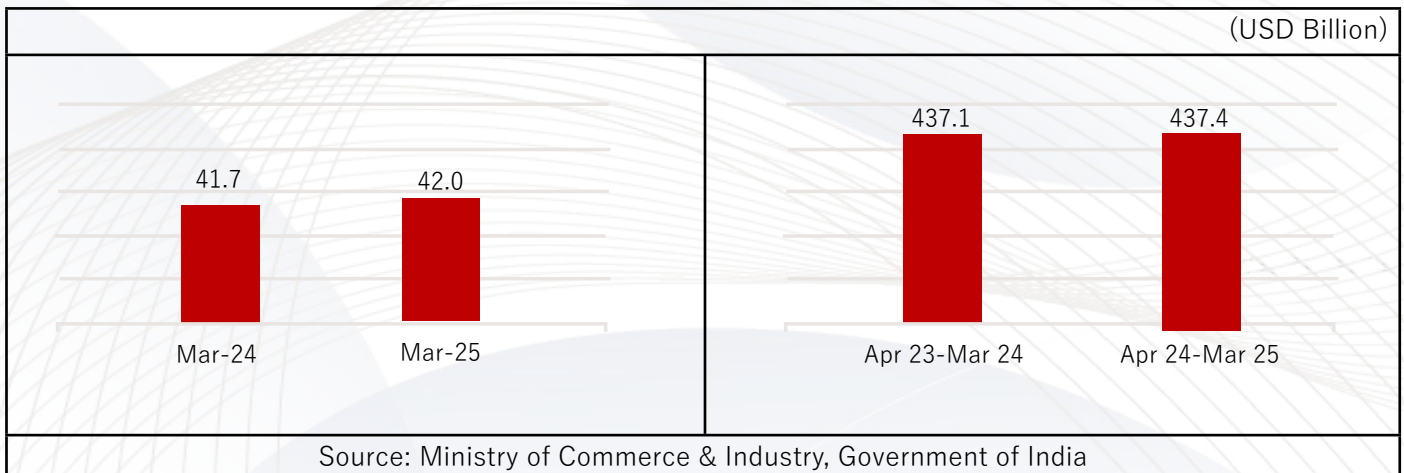


ANALYSIS OF INDIA'S PLASTICS EXPORT MARCH 2025

TREND IN OVERALL EXPORTS

India reported merchandise exports of USD 42.0 billion in March 2025, higher by 0.7% from USD 41.7 billion in March 2024. Cumulative value of merchandise exports during April 2024 –March 2025 was USD 437.4 billion as against USD 437.1 billion during the same period last year, reflecting a modest 0.1% growth.

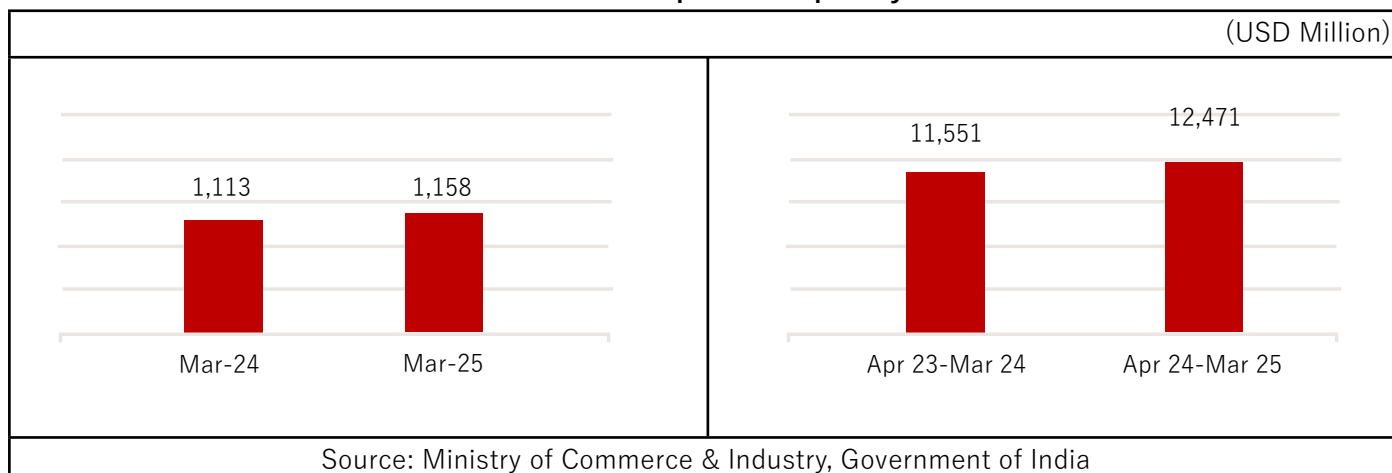
Exhibit 1: Trend in overall merchandise exports from India



TREND IN PLASTICS EXPORT

During March 2025, India exported plastics worth USD 1,158 million, higher by 4.1% from USD 1,113 million in March 2024. Cumulative value of plastics export during April 2024 –March 2025 was USD 12,471 million as against USD 11,551 during the same period last year, registering an increase of 8.0%.

Exhibit 2: Trend in plastics export by India



Source: Ministry of Commerce & Industry, Government of India

PLASTICS EXPORT, BY PANEL

In March 2025, the export performance across various plastics product categories showed strong growth. FIBC, Woven sacks, Woven fabrics, Tarpaulin recorded the highest gains, followed by Plastic films and sheets, Human hair & related products; Plastic pipes & fittings; FRP & Composites; Medical items of plastics; Consumer & houseware products; Packaging items - flexible, rigid and Miscellaneous products and items nes. However, some segments face challenges including Plastic raw materials; Floorcoverings, leathercloth & laminates; Writing instruments & stationery and Cordage, fishnets & monofilaments witnessed a decline in export growth.

Exhibit 3: Panel-wise % growth in plastics export by India

Panel	Mar-24 (USD Mn)	Mar-25 (USD Mn)	Growth (%)	Apr 23- Mar-24 (USD Mn)	Apr 24- Mar-25 (USD Mn)	Growth (%)
Consumer & houseware products	69.7	72.9	+4.5%	828.2	789.9	-4.6%
Cordage, fishnets & monofilaments	26.2	26.1	-0.2%	259.9	302.7	+16.5%
FIBC, woven sacks, woven fabrics, & tarpaulin	128.5	145.3	+13.1%	1,354.6	1,570.7	+16.0%
Floorcoverings, leathercloth & laminates	68.1	66.2	-2.8%	693.7	762.5	+9.9%
FRP & Composites	44.9	50.4	+12.3%	480.1	517.8	+7.8%
Human hair & related products	79.9	92.6	+16.0%	765.0	776.8	+1.5%
Medical items of plastics	48.7	52.8	+8.4%	537.4	551.3	+2.6%
Miscellaneous products & items nes	59.1	67.3	+13.8%	716.9	684.6	-4.5%
Packaging items - flexible, rigid	62.3	62.8	+0.7%	633.7	685.7	+8.2%
Plastic films & sheets	176.8	190.8	+7.9%	1,750.2	2,028.8	+15.9%
Plastic pipes & fittings	30.4	35.7	+17.4%	289.6	334.3	+15.4%
Plastic raw materials	293.4	271.0	-7.6%	2,987.9	3,194.3	+6.9%
Writing instruments & stationery	24.5	24.3	-0.8%	254.0	271.4	+6.9%
	1,112.7	1,158.2	+4.1%	11,551.0	12,470.6	+8.0%

Source: Ministry of Commerce & Industry, Government of India

Exports of **Consumer & houseware products** witnessed an increase of 4.5% in March 2025. This growth was primarily due to higher sales of tableware and kitchenware of plastics (HS code - 392410); trunks and suitcases of plastics (42021290) and toothbrushes (960321).

Exports of **Cordage, fishnets & monofilaments** saw a minimal decline by 0.2% in March 2025 due to slower growth witnessed in sales of Made-up fishing nets of nylon (560811). India closed this financial year with record high exports of made-up fishing nets.

In March 2025, the export of **FIBC, woven sacks, woven fabrics & tarpaulin** showed a positive growth of 13.1% due to higher sales of Flexible intermediate bulk containers (630532) and sacks and bags of plastics (39232990). India closed this financial year with record high exports of Flexible intermediate bulk containers —the highest in the past two years.

Export of **Floor coverings, leather cloth & laminates** were down by 2.8% in March 2025 on account of lower sales of Decorative laminates (48239019) and other textile fabrics, impregnated, coated, covered or laminated with plastics other than polymers of vinyl chloride (59039090). India closed this financial year with record high exports of decorative laminates and textile fabrics of plastics.

Export of **FRP & Composites** increased by 12.3% during March 2025. This increase was due to higher exports of Articles of plastics and articles of other materials of heading 3901 to 3914, n.e.s (39269099).

Export of **Human hair & related products** moved up by 16.0% in March 2025 on account of increase in sales of Human hair, unworked (05010010). India closed this financial year with record high exports of human hair, unworked.

Medical items of plastics export were up by 8.4% in March 2025 due to an increase in sales of cannula (90183930) and Blood transfusion apparatus (90189032). India closed this financial year with record high exports of cannula, Blood transfusion apparatus and Spectacle lenses.

Export of **Miscellaneous products & items nes** were up by 13.8% in March 2025 due to higher shipments of Polypropylene articles (39269080).

Packaging items - flexible, rigid export increased by 0.7% on account of consistent sales of Articles for the conveyance or packaging of goods of plastics (392390).

In March 2025, the export of **Plastic films & sheets** was higher by 7.9% due to increased sales of Other self-adhesive plates & sheets (39199090); Rigid and flexible sheets of polymers of propylene (392020) and Films and sheets of non-cellular polyesters (39206929).

Export of **Plastic pipes & fittings** grew by 17.4% due to increasing sales of Tubes of polyethylene (39172110) and Other Flexible tubes, pipes and hoses and fittings of plastics (39173990). India closed this financial year with record high exports of Other Flexible tubes, pipes and hoses and fittings of plastics and Fittings, e.g. joints, elbows, flanges of plastics, for tubes, pipes and hoses

Plastics raw materials exports were decreased by 7.6% due to lower shipments of Linear low-density polyethylene (LLDPE) (39014010); Polypropylene (39021000) and other polyethylene terephthalate (39076190).

Export of **Writing instruments & stationery** declined by 0.8% in March 2025 due to reduce sales of and Ball point pens (960810).

Exhibit 4: Details of % change seen in top 50 items of export

HS Code	Description	Apr 23-Mar 24	Apr 24-Mar 25	Growth
		(USD Mn)	(USD Mn)	(%)
63053200	Flexible intermediate bulk containers	785.4	928.2	+18.2%
67030010	Human hair, dressed, thinned, bleached or otherwise worked	574.5	589.4	+2.6%
39269099	Other articles of plastics n.e.s	471.9	509.0	+7.9%
39232990	Other sacks and bags of plastics excl. those of polymers of ethylene	430.2	483.8	+12.5%
90011000	Optical fibres, optical fibre bundles and cables	363.6	299.3	-17.7%
39021000	Polypropylene	360.6	365.8	+1.4%
39076190	Other primary form of polyethylene terephthalate	322.1	320.3	-0.6%
48239019	Decorative laminates	308.7	317.1	+2.7%
39269080	Polypropylene articles n.e.s	222.2	260.6	+17.3%
39206220	Flexible and plain sheets and film of non-cellular polyethylene terephthalate, not reinforced, laminated, supported or similarly combined with other materials, without backing, unworked	220.7	264.1	+19.7%
39069090	Other acrylic polymers, in primary forms	213.1	251.5	+18.0%
39232100	Sacks and bags, incl. cones, of polymers of ethylene	206.7	218.7	+5.8%
39202020	Flexible and plain sheets and film of non-cellular polymers of ethylene, not reinforced, laminated, supported or similarly combined with other materials, without backing, unworked	204.6	239.1	+16.9%
39239090	Other articles for the conveyance or packaging of goods, of plastics	188.2	211.9	+12.6%
59039090	Other textile fabrics impregnated, coated, covered or laminated with plastics other than polyvinyl chloride or polyurethane	181.0	217.4	+20.1%
05010010	Human hair, unworked	179.6	182.9	+1.8%
90015000	Spectacle lenses of materials other than glass	174.7	159.2	-8.9%
39202090	Other sheets and film of non-cellular polymers of ethylene, not reinforced, laminated, supported or similarly combined with other materials, without backing, unworked	149.4	163.8	+9.6%
39012000	Polyethylene with a specific gravity of ≥ 0.94 , in primary forms	148.7	143.0	-3.9%
39076990	Other primary form of polyethylene terephthalate	142.0	125.6	-11.5%
96081019	Ball-point pens	134.6	133.9	-0.5%
90183930	Cannulae	132.9	150.5	+13.2%
39014010	Linear low-density polyethylene (LLDPE)	131.2	178.0	+35.7%
39046100	Polytetrafluoroethylene	122.7	129.3	+5.4%
39219099	Other sheets and film of plastics, reinforced, laminated, supported or similarly combined with other materials, unworked	120.4	141.5	+17.5%
39199090	Other self-adhesive sheets and film of plastics, whether or not in rolls > 20 cm wide	118.0	132.4	+12.2%
56074900	Twine, cordage, ropes and cables of polyethylene or polypropylene	111.8	130.5	+16.7%
54072090	Other woven fabrics of strip or the like, of synthetic filament, incl. monofilament of ≥ 67 decitex and with a cross sectional dimension of ≤ 1 mm	111.5	126.6	+13.5%
39129090	Other cellulose and chemical derivatives thereof, n.e.s., in primary forms	101.3	119.9	+18.4%
39241090	Other tableware and kitchenware, of plastics	99.6	103.6	+3.9%

Exhibit 4: Details of % change seen in top 50 items of export

HS Code	Description	Apr 23-Mar 24	Apr 24-Mar 25	Growth
		(USD Mn)	(USD Mn)	(%)
39011090	Other polyethylene with a specific gravity of < 0.94, in primary forms	98.5	73.8	-25.0%
39119090	Other polysulphides, polysulphones and other polymers and prepolymers produced by chemical synthesis, n.e.s.	96.5	78.6	-18.6%
39206919	Other sheets and film of non-cellular polyesters, not reinforced, laminated, supported or similarly combined with other materials, not worked	95.8	99.2	+3.5%
90041000	Sunglasses	89.6	5.1	-94.3%
39046990	Other fluoro-polymers of vinyl chloride or of other halogenated olefins, in primary forms	88.0	105.0	+19.3%
39181090	Other floor coverings, whether or not self-adhesive, in rolls or in the form of tiles, and wall or ceiling coverings in rolls with a width of >= 45 cm, of polymers of vinyl chloride	86.6	111.8	+29.1%
39219094	Flexible and metallised sheets and film of plastics, reinforced, laminated, supported or similarly combined with other materials, unworked	84.9	114.7	+35.2%
39140020	Ion exchangers of polymerisation or co-polymerisation type	80.8	87.7	+8.6%
39095000	Polyurethanes	79.8	84.9	+6.4%
96032100	Tooth brushes	79.3	79.2	-0.1%
39204900	Sheets and film of non-cellular polymers of vinyl chloride, containing by weight < 6% of plasticisers, not reinforced, laminated, supported or similarly combined with other materials, without backing, unworked	78.5	82.3	+4.9%
39206290	Other sheets and film of non-cellular polyethylene terephthalate, not reinforced, laminated, supported or similarly combined with other materials, without backing, unworked	78.4	96.1	+22.6%
59031090	Other textile fabrics impregnated, coated, covered or laminated with polyvinyl chloride	74.4	76.7	+3.1%
39201019	Other sheets and film of non-cellular plastics, not reinforced, laminated, supported or similarly combined with other materials, without backing, unworked	71.2	74.5	+4.7%
39172390	Other rigid tubes, pipes and hoses, and fittings of polymers of vinyl chloride	70.7	72.0	+1.8%
39235010	Stoppers, lids, caps and other closures, of plastics	68.0	74.1	+9.0%
39219096	Flexible and laminated sheets and film of plastics, reinforced, laminated, supported or similarly combined with other materials, unworked	67.8	76.1	+12.3%
39249090	Other household articles and toilet articles of plastics	66.7	65.1	-2.4%
39206929	Other sheets and film of non-cellular polyesters, not reinforced, laminated, supported or similarly combined with other materials, not worked	65.1	84.5	+29.8%
39073010	Epoxy resins	62.1	61.1	-1.6%

Source: Ministry of Commerce & Industry, Government of India

SUPPORTED BY



PLASTINDIA 2026TM

FEB 5-10

BHARAT MANDAPAM, NEW DELHI, INDIA

12TH INTERNATIONAL PLASTICS EXHIBITION, CONFERENCE & CONVENTION

Bharat Next



Organised by



PLASTINDIA FOUNDATION[®]
ISO 9001-2015 certified



GEAR UP FOR THE GREATEST PLASTICS SHOW OF THE WORLD



5th February to
10th February, 2026



Bharat Mandapam,
New Delhi, India

SEIZE THE GOLDEN OPPORTUNITY



To boost India's plastics processing capacity.



To become an integral part of *Viksit Bharat*.



To explore the latest technologies & innovations.

Visit www.plastindia.org for more information

PLATINUM SPONSORS



GOLD SPONSORS



FOUNDER MEMBERS



CONSTITUENT MEMBERS



SUPPORTED BY



OVERSEAS ASSOCIATES



For Booking Enquiry, Call: +91-7045644609
E-mail: info@plastindia.org
Website: www.plastindia.org


plastindia.org
[Pif_PLASTINDIA](#) [plastindia-foundation](#)
[plastindia-foundation](#) [PlastindiaFoundation](#)



Scan here to Register



Scan here for Whatsapp Chatbot



PRODUCT: FILMS AND SHEETS OF NON-CELLULAR POLYMERS OF PROPYLENE

Films and sheets of non-cellular polymers of propylene are among the most sought-after thermoplastics worldwide, renowned for being cost-effective, 100% recyclable, and offering a range of exceptional qualities. High clarity, impressive gloss, superior chemical resistance, excellent tensile strength, and low odour make polypropylene films the ideal choice, especially for applications across the Packaging and Food & Beverage industries. Common products utilizing propylene films include food wraps, candy packaging, shrink wraps, tape liners, and sterile wraps.

The product is classified under Subheading 392020 of the Harmonized System (HS) of Coding.

Market Dynamics

World-wide import of Films and sheets of polypropylene is valued at USD 10 billion per year approximately.

- In 2023, top 5 exporting countries of Films and sheets of polypropylene were: China (11.1%), Germany (10.6%), Italy (6.9%), United States of America (5.7%) and Türkiye (4.2%).
- Likewise, top 5 importing countries of Films and sheets of polypropylene were: United States of America (8.5%), Germany (7.3%), Italy (5.1%), United Kingdom (4.3%) and France (3.9%).

India's Performance

India's exports of Films and sheets of polypropylene experienced a robust growth of 13.9% rising from USD 356 million in 2023-24 to USD 405 million in 2024-25.

During 2023-24, India exported 1,79,497 tonnes of Films and sheets of polypropylene valued at USD 355 million to the world. United States of America was the top export destination in terms of value as well as in terms of volume.

Destination Country	Value (USD Mn)	Destination Country	Qty. (tonnes)
United States of America	52.83	United States of America	24,374
United Arab Emirates	22.75	United Arab Emirates	14,496
Mexico	22.04	Mexico	11,227
Spain	15.49	Spain	10,162
Italy	14.08	United Kingdom	7,547
United Kingdom	12.86	Italy	6,470
Brazil	11.33	Poland	5,618
Poland	10.94	Brazil	5,368
Germany	10.88	Nepal	5,238
China	10.56	Saudi Arabia	5,164

Source: Department of Commerce, Govt. of India, Plexconcil Research

During 2023-24, India imported 64,455 tonnes of Films and sheets of polypropylene valued at USD 121 million from the world. China was the top supplier in terms of value while United States of America was the top supplier in terms of volume.

Source Country	Value (USD Mn)	Source Country	Qty. (tonnes)
China	46.12	United States of America	17,620
South Korea	11.00	China	16,779
Japan	10.82	Canada	3,219
Germany	10.70	South Korea	2,849
United States of America	8.28	Germany	2,759
Malaysia	7.12	Bangladesh	2,715
Bangladesh	4.23	Malaysia	2,665
Thailand	3.15	Thailand	2,172
Belgium	3.09	Belgium	2,135
Netherlands	1.87	United Kingdom	2,076

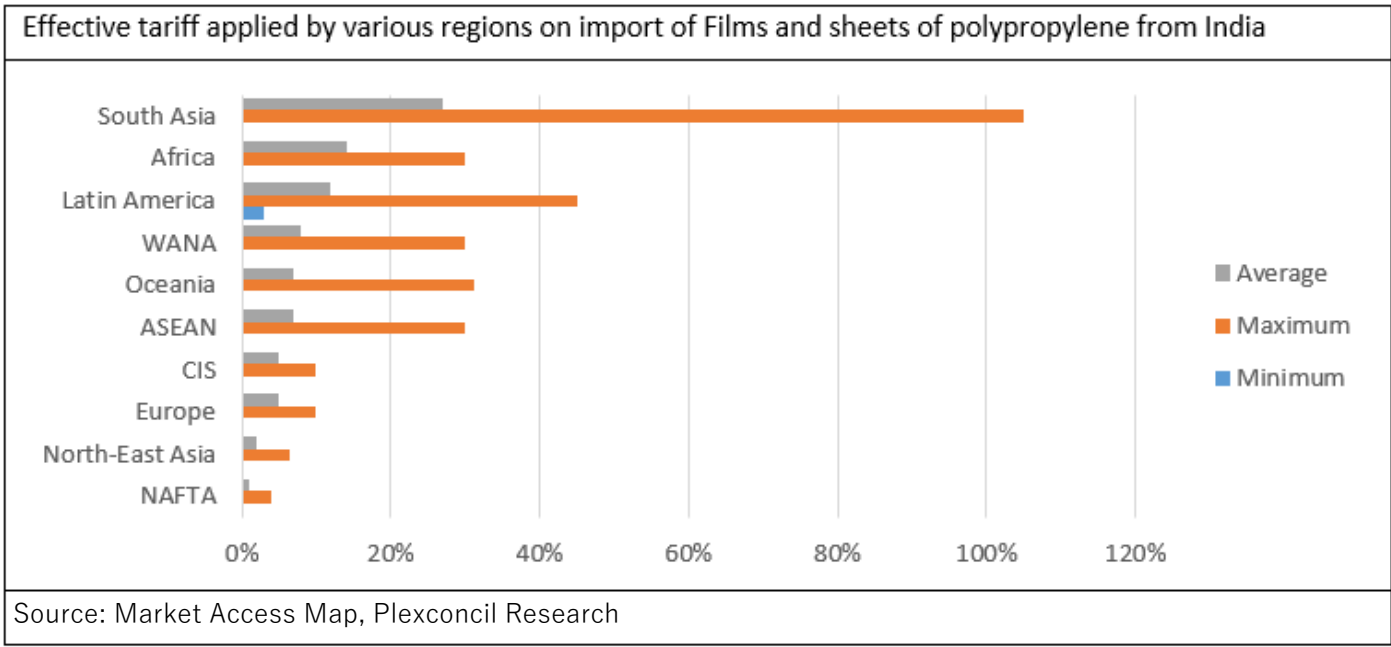
Source: Department of Commerce, Govt. of India, Plexconcil Research

Opportunities for Indian Exporters

Indian firms dealing in Films and sheets of polypropylene have immense potential to export to destinations like Australia, Bhutan, Canada, Japan, South Korea, Malaysia, Mexico, Russia, United Arab Emirates, and United Kingdom.

- There is zero duty applicable on import of Films and sheets of polypropylene from India in the United Kingdom under Developing Countries Trading Scheme (DCTS) and Australia under India-Australia Economic Co-operation and Trade Agreement.
- Import of this product is eligible for zero customs duty in Japan, South Korea and United Arab Emirates under Comprehensive Economic Partnership Agreement and Bhutan under India- Bhutan Trade, Commerce & Transit Agreement Tariff.
- ASEAN country, such as Malaysia offer preferential custom duty on Films and sheets of polypropylene from India under the ASEAN-India Free Trade Agreement.
- Films and sheets of polypropylene are eligible for zero customs duty in Canada, Mexico and Russia and have notable potential to export.

Unfortunately, some countries in South Asia, Africa, Latin America and the CIS region do not accord any preferential treatment to Films and sheets of polypropylene imported from India due to which the average customs duty faced on this product is high.





DEEPAK JOSHI

Director of Sales and Marketing at Garware Hi-Tech Films Limited

Garware Hi-Tech Films exports specialty films to over 100 countries, with a strong presence in North America, Europe, and Asia. What key strategies have enabled your company to build and sustain such a vast global distribution network?

Absolutely. Today, we proudly serve over 2,000 SKUs across 100+ countries—and we’re only accelerating. Under the visionary leadership of Dr. Shashikant Garware and the next generation of dynamic leadership, Global Hi-Tech Films has scaled its international presence with precision and purpose.

Our success has been anchored on three pillars: cutting-edge product quality, deep-rooted distributor partnerships, and a sharp focus on evolving customer needs. When you consistently engineer industry-leading films, demand becomes a natural outcome. Our global sales and marketing teams work in synergy to communicate the value we bring—on performance, longevity, and innovation.

Equally important is our commitment to listening. Customer insights continually guide our product development, enabling us to launch over newer product SKUs that serve highly nuanced market segments. This ability to adapt and innovate is what powers our global footprint.

Your portfolio includes high-performance products like sun control films and paint protection films, backed by 30 global patents. How does Garware’s focus on research and development drive the creation of innovative films that meet the specific needs of international markets?

Innovation sits at the core of everything we do. Our R&D team, one of the most agile and advanced in the industry, plays a critical role in transforming market insights into breakthrough technologies. With direct feedback from our global sales force, the R&D function at Garware Hi-Tech Films translates real-world requirements into pioneering products.

Being a fully vertically integrated manufacturer, we control every step—from chip formulation to adhesive chemistry—allowing our R&D to innovate faster and more efficiently. Techniques like nano-dispersion, advanced layering, and new coating technologies not only improves performance but also ensures that we remain cost-competitive. As we expand into high-regulation industries such as architectural applications, our R&D excellence gives us the edge to meet and exceed global standards, keeping Garware Hi-Tech Films at the forefront of film innovation.

Garware Hi-Tech Films is a leader in automotive films, offering products like Xpress transformation kits for vehicles. How have these automotive film exports driven your company’s growth in key international markets such as the Middle East and South-east Asia?

Our automotive film innovations have redefined convenience and performance in the customization space. In fast-paced and design-conscious markets like the Middle East and Southeast Asia, these all-in-one kits are a game changer, offering professional-grade solutions with efficiency and style.

By offering best-in-class UV rejection, thermal comfort, and vehicle aesthetics, these products have accelerated adoption in premium and mid-range automotive segments alike. Coupled with our localized training and service support, we’ve built strong brand equity and channel loyalty in these geographies—fuelling consistent export growth.



With four manufacturing facilities in Aurangabad, India, and in-house polyester chip production, Garware ensures end-to-end control. How does this backward integration enhance your ability to deliver consistent quality and meet tight delivery schedules for global clients?

Backward integration is one of our greatest strategic strengths. When global supply chains faltered during the pandemic, our decision to in-house critical raw material production proved transformative. Today, we manage every aspect of production, from base chips to specialized coating, within our state-of-the-art manufacturing facility

This full-stack capability ensures that our films meet the highest quality benchmarks, with near-zero tolerance for defects. It has also allowed us to slash lead times, minimize variability, and uphold delivery commitments even in turbulent global markets.

More importantly, it reflects our philosophy: control the process, elevate the product. This integration also allows us to provide unmatched warranties, sometimes up to 10 years—backed by an extraordinary track record of zero quality-related warranty claims. In a world of uncertainty and trade volatility, our model offers consistency, speed, and resilience.

Your website emphasizes food-safe and high-barrier films for food and beverage packaging. What steps does Garware take to ensure these films comply with stringent international standards, such as those in the USA and EU, to support export growth?

At Garware, safety is non-negotiable—especially in the food and beverage sector. All our high-barrier packaging films are developed in ISO- and BRC-certified facilities, where compliance isn't just a check box, but a rigorous, continuous process.

Each product undergoes exhaustive testing for migration, barrier properties, and shelf-life performance, guided by both regulatory mandates and our internal quality benchmarks. Only after validation from relevant global authorities do we release them into the market. We also ensure frictionless market entry by equipping clients with complete documentation, certifications, and regulatory support—making us a preferred export partner. As ethical manufacturers, we view ourselves not just as suppliers, but as custodians of consumer trust.

Your company has implemented energy-efficient technologies in manufacturing. How do these operational efficiencies strengthen Garware's competitiveness in cost-sensitive export markets?

At Global Hi-Tech Films, we believe true innovation lies not just in product performance but in how sustainably and efficiently we create it. Our commitment to operational excellence is reflected in our adoption of energy-efficient technologies across all manufacturing facilities. This is not just a cost-management strategy—it's a future-ready approach to building a smarter, greener, and more competitive business.

By integrating advanced automation, real-time energy monitoring, and smart systems in processes like extrusion, coating, and metallization, we've significantly optimized resource usage while enhancing product consistency. This has resulted in substantial cost efficiencies and a marked reduction in our carbon footprint.

Our recent Green-Pro certification is a proud recognition of this journey—reinforcing our position as an environmentally responsible, globally trusted partner. In highly price-sensitive markets such as Africa, Southeast Asia, and Latin America, this operational agility empowers us to deliver high-quality specialty films at globally competitive prices.

More importantly, as sustainability becomes a decisive factor in global procurement, our ESG-aligned manufacturing philosophy gives us a clear edge with international buyers and OEMs who seek partners that are both performance-driven and planet-conscious.



West Bengal: “Weaving Growth Through Tradition and Trade”



State Profile

West Bengal, situated in eastern India, shares international borders with Bangladesh, Nepal, and Bhutan. It also has a coastline along the Bay of Bengal. With an area of 88,752 sq. km, it is the fourth-most populous state in the country. The state has 23 districts and serves as a major cultural, commercial, and educational hub. West Bengal holds strategic importance due to its proximity to international trade routes and is home to the Syama Prasad Mookerjee Port (formerly Kolkata Port), India's oldest operational port.

Economically, West Bengal plays a vital role in India's growth, with strong contributions in agriculture, industry, and services. It is a leading producer of rice, jute, and tea—especially the globally recognized Darjeeling tea. The state has robust textile, leather, iron and steel, chemicals, and IT industries. Kolkata has emerged as an important centre for information technology and financial services. Rich in cultural heritage and intellectual legacy, West Bengal continues to evolve as a dynamic contributor to India's socio-economic landscape.

Overview of the Plastics Industry in West Bengal

West Bengal ranked 4th in India for plastics exports in 2023–24, with exports valued at USD 967 million and a market share of 8.37%. The state has emerged as a key player in the sector, driven by strategic access to eastern trade corridors. During the period West Bengal ranked as the fourth largest exporting State / Union Territory. It was preceded by Gujarat, Maharashtra, and Dadra & Nagar Haveli and Daman & Diu.

Product Panels	2022-23	2023-24	Growth
	(USD Million)		%
Consumer & Houseware Products	25.29	29.22	+15.5%
Cordage, Fishnets & Monofilaments	2.92	3.02	+3.2%
FIBC, Woven Sacks, Woven Fabrics, Tarpaulin	34.13	34.15	+0.1%
Floorcoverings, Leathercloth & Laminates	20.46	22.52	+10.1%
FRP & Composites	12.36	13.81	+11.7%
Human Hair & Related Products	488.81	551.94	+12.9%
Medical Items of Plastics	2.82	3.00	+6.1%
Miscellaneous Products and Items Nes	8.35	4.09	-51.0%
Packaging Items - Flexible, Rigid	26.53	22.18	-16.4%
Plastic Films and Sheets	12.58	8.26	-34.3%
Plastic Pipes & Fittings	9.94	9.74	-2.0%
Plastic Raw Materials	251.56	224.26	-10.8%
Writing Instruments & Stationery	42.24	40.65	-3.8%
	937.98	966.83	+3.1%

(Source: DGCIS, Plexconcil Research)

- Plastics export during FY 2023-24 was valued at USD 967 million as against USD 938 million during the same period last year, registering an increase of 3.1%
- **Positive Growth in Key Product Panels:** Several product panels demonstrated resilience and reported growth in exports during FY 2023-24. Notable among these was Human hair and related products with 12.9% growth. Additionally, Consumer & Houseware Products, Floorcoverings leathercloth and laminates; FRP and Composites; FIBC, Woven Sacks, Woven Fabrics, Tarpaulin and Cordage, Fishnets & Monofilaments contributed to the overall upward trend.
- **Challenges in Specific Segments:** Despite the strong performance in several product panels, some segments faced challenges such as Plastic raw materials; Packaging Items - Flexible, Rigid; Plastic Films and Sheets; Writing instruments; Plastic Pipes & Fittings and Miscellaneous Products and Items Nes witnessed a decline in export growth.

Top 10 items of plastics export from West Bengal

West Bengal's top 10 plastics export items collectively highlight the state's strong position as a global leader in the human hair and plastics industry. These products, valued at USD 803 million, account for a significant share of the state's total plastics exports during FY 2023-24.

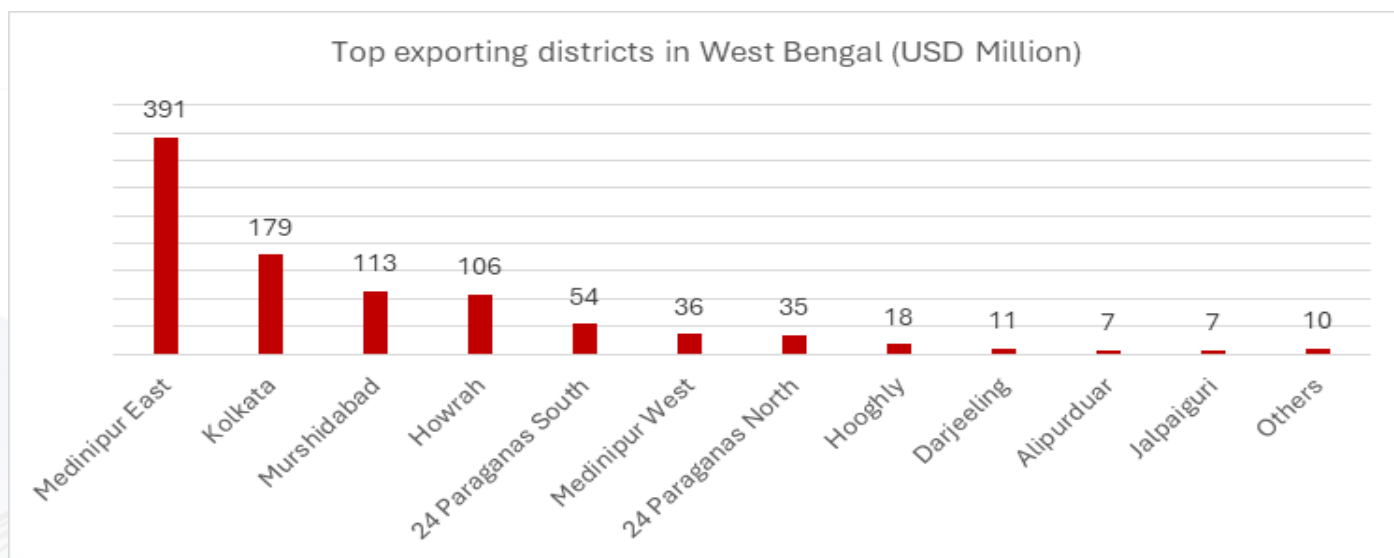
Below are the top exporting products

Product description (HS Code)	Value of Exports (US\$ Mn)
Human hair, worked (67030010)	398.56
Human hair, unworked (05010010)	149.84
Other Polyethylene terephthalate (39076190)	66.92
Polypropylene (39021000)	45.12
Silicones in primary forms (39100090)	35.85
Polyethylene with a specific gravity of $\geq 0,94$, in primary forms (39012000)	27.95
Decorative laminates (48239019)	23.92
Flexible intermediate bulk containers (63053200)	21.55
Sacks and bags of plastics (39232990)	19.82
Melamine formaldehyde resins (39092010)	13.29

(Source: DGCIS, Plexconcil Research)

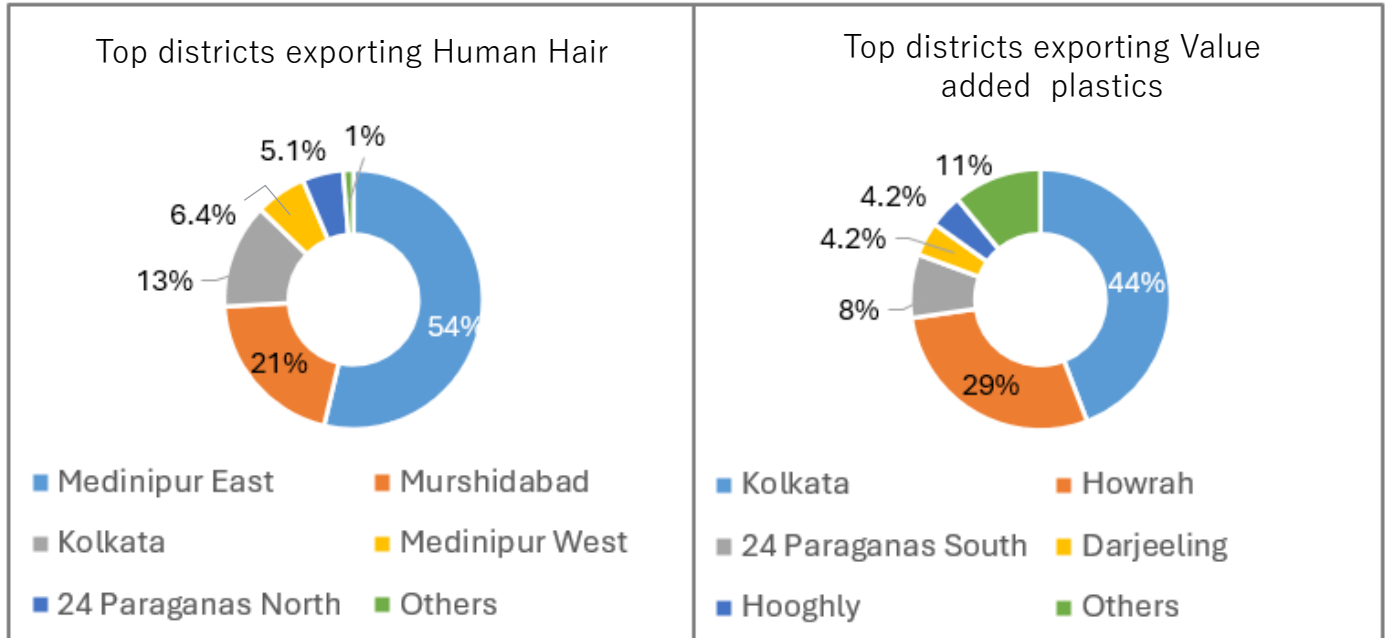
District wise, plastics exports

During 2023-24, Medinipur East, Kolkata and Murshidabad were the three major exporting districts of West Bengal



(Source: DGCIS 2023-24, Plexconcil Research)

Key districts leading the export of Human hair and related products and value-added plastic in West Bengal



(Source: DGCIS 2023-24, Plexconcil Research)

Boosting West Bengal's Export Sector

West Bengal is steadily enhancing its position in India's export landscape through focused development of infrastructure, industrial hubs, and logistics connectivity. Strategic initiatives, including support for MSMEs, sector-specific export promotion, and improved port facilities like the Syama Prasad Mookerjee Port, are driving growth. Key sectors such as plastics, textiles, leather, tea, human hair and engineering goods are showing strong performance, positioning West Bengal as a rising export powerhouse in eastern India. This will also help in

- **Creating Employment Opportunities:** The growth of exports generates direct and indirect jobs across industries, including manufacturing, logistics, and services, thus uplifting communities and improving livelihoods'
- **Driving Industrial Development and Technological Innovation:** Export growth promotes industrial expansion and incentivizes businesses to adopt advanced technologies, improving productivity, competitiveness, and sustainability.

PLEXCONCIL Office for West Bengal

PLEXCONCIL has 210+ members from the state of West Bengal. It maintains an office at Kolkata, West Bengal to cater to the members based in West Bengal.

THE PLASTICS EXPORT PROMOTION COUNCIL

Vanijya Bhavan, ITFC
 1/1 Wood Street, Kolkata
 West Bengal 700 016

Phone: +91-33-2283 4497

Email: nilotpal@plexconcil.org



INDONESIA

Economic overview

Indonesia, located in Southeast Asia between the Indian and Pacific Oceans, comprises over 17,000 islands, including Sumatra, Java, Sulawesi covering 1,904,569 square kilometres and home to 282 million people, it is the world’s fourth-most-populous country. Indonesia boasts one of the fastest growing and largest economies in Southeast Asia. The industrial sector — including manufacturing, mining, and construction — is the largest contributor, accounting for 40% of GDP, while the services sector has expanded steadily in recent years. The economy grew by 5% in 2023, reflecting strong momentum.



As of 29th April 2025, Moody’s rating for Indonesia is Baa2 (Stable), Fitch rates BBB (Stable) and S & P rates at BBB (Stable).

Economic Indicators		2022	2023	2024
Nominal GDP	USD Billion	1,319	1,371	1,402
Nominal GDP per Capita	USD	4,784	4,920	4,981
Real GDP growth	%	5.3	5.0	5.0
Total Population	Million	276	279	282
Average Inflation	%	4.1	3.7	2.5
Total Merchandise Export	USD Million	2,91,979	2,58,797	2,64,703
Total Merchandise Imports	USD Million	2,37,447	2,21,740	2,33,659

Source: IMF, Trade Map

Indonesia is part of the ASEAN bloc Free Trade Agreement (AFTA) that has Agreements with Australia, New Zealand, China, Hong Kong, South Korea, Japan and India. In addition, Indonesia also has separate FTAs with Chile, Australia, Pakistan, Japan and Mozambique. Indonesia is also a member of the ASEAN Trade in Services Agreement (ATISA) and participates in the Global System of Trade Preferences among Developing Countries (GSTP).

Trade Overview

India and Indonesia share a strong and friendly partnership, marked by vibrant economic, commercial, and business relations. Bilateral trade between India and Indonesia reached USD 29.3 billion in the calendar year 2024. During the year, India's exports to Indonesia were valued at USD 5.5 Billion while India's imports from Indonesia were valued at USD 23.8 billion.

The major items of export (2-digit HS) from India to Indonesia are Motor gasoline (USD 861 million), Engines for motor cars (USD 559 million), Dumpers trucks (USD 542 million) and Oil seed and olea (USD 326 million). The major items of export (2-digit HS) from Indonesia to India are Steam coal (USD 9,286 million), palm oils (USD 4,356 million), Iron and Steel (USD 1,843 million) and Ores Slag and Ash (USD 1,218 million).

For products that come under the purview of PLEX-CONCIL, the trade is largely in favour of Indonesia with exports of USD 141 million to Indonesia while imports from Indonesia stand at USD 191 million.

The major items of export to Indonesia are:

- Plastic raw materials (57.6%),
- Consumer & houseware products (7.8%), and
- Floorcoverings, leathercloth & laminates (6.7%)

Indonesia's annual plastic imports are valued at USD 13 Billion approximately. Its plastic imports are largely catered to by China (36.1%), Thailand (9.5%) and Singapore (8.1%). India's market share in Indonesia's plastics imports stands at 1.2 %.

Export Potential for India

Based on our Internal research, India's export of PLEX-CONCIL member products to Indonesia has the potential to grow by USD 7 billion. Details of product panels and their Export potential to Indonesia is provided below.

Product Panel	Indonesia's import from India	Indonesia's import from world	India's export to world	Trade Potential
	USD Million	USD Million	USD Million	USD Million
Plastic raw materials	81.6	6,855.3	3,221.8	2,507.8
Plastic films and sheets	5.8	1,672.9	2,006.4	1,124.6
Consumer & houseware products	15.2	1,574.7	1,710.2	1,039.7
Medical items of plastics	15.6	612.1	1,224.6	583.4
Packaging items - flexible, rigid	8.3	593.9	677.2	448.7
Floorcoverings, leathercloth & laminates	13.2	592.7	958.1	267.6
Plastic pipes & fittings	2.0	292.9	331.2	173.2
Cordage, fishnets & monofilaments	3.3	109.5	301.5	104.2
Writing instruments & stationery	3.4	87.5	271.9	81.3

Source: TradeMap, Plexconcil Research

International News

Medical Micromolding Specialist Brings 'Breakthrough' Technology to MD&M East

Accumold has developed a single-step micromolding process that enables high-volume production of cannulas with extremely thin walls.

Accumold has a 40-plus-year history molding tiny, complex parts for the medical, electronics, optics, and other emerging sectors at its 24/7 vertically integrated facility in Ankeny, IA. It will share that expertise with attendees at MD&M East in New York next month. But the company is especially looking forward to presenting its newest innovation, which it calls a "breakthrough in high-volume micro injection molding of thin-walled cannulas."



Five years in development

The technology was five years in the making, according to Accumold, and it enables single-step molding of thin-walled cannulas. Historically, thin-walled cannulas have been extruded followed by labor-intensive secondary processes, according to Accumold. By contrast, high-volume micromolding reportedly achieves a throughput of up to 40 million parts per cell while eliminating inconsistencies and improving structural integrity.

"The ability to reliably mold cannulas with wall thicknesses as low as 0.004 inches represents a significant leap forward in medical manufacturing," said Technical Sales Manager Brett Saddoris. "This process reduces part variability, increases production efficiency, and opens up exciting new design possibilities for minimally invasive medical devices."

In-house tooling design and cleanroom molding

Accumold offers in-house tool design and fabrication, ISO 13485-certified cleanroom molding, and metrology and automated assembly services at its Iowa facility. The plant has undergone expansions over the years to keep up with demand for its services, the most recent of which added 40,000 square feet at a cost of \$10 million. Accumold has experience processing a range of medical-grade materials, including PEEK, liquid crystal polymers, polycarbonate, polypropylene, and Pebax. These materials support the creation of biocompatible, durable components suited for applications in diagnostics, drug-delivery systems, medical wearables, and surgical instrumentation, said Accumold.

To learn more about the company's approach to designing and molding medical cannulas, Accumold's Craig Tappe has recorded a 10-minute video that is embedded below.

For a live one-on-one presentation of its services, Accumold invites MD&M East visitors to meet with its team in booth 551 at the Jacob K. Javits Convention Center in New York on May 20 to 22, 2025. The largest design and manufacturing event on the East Coast, MD&M East features more than 300 exhibitors serving the medtech, plastics, automation, packaging, design and manufacturing, and quality systems sectors.

Source: Plastics Today

PCS Introduces Lase One Micro Welder for Precision Assembly and Repair

New spot plasma welding unit delivers YAG-quality performance without the high cost or maintenance burden. PCS Co., a provider of solutions for injection molding and die casting, has expanded its product lineup with the addition of the Lase One micro welder — a high-precision spot plasma welding unit designed for complex assembly and repair applications across a range of materials and part sizes.

Engineered to deliver the weld quality and performance of a pulsed YAG laser without the associated costs and maintenance, the Lase One offers a fully electric alternative for mold makers and manufacturers requiring fine-tuned control and repeatability, according to PCS. The micro welder delivers up to 300 joules of energy and features independently adjustable welding power and weld times, with pulse durations ranging from 0.1 to 10 milliseconds.



Key features of the Lase One include:

- Precise adjustment of weld parameters for delicate or demanding applications;
- compatibility with ferrous, non-ferrous, and precious metals such as gold and silver;
- no risk of overheating or part deformation;
- the ability to perform both micro and large-scale welds for assembly and repair tasks.

The Lase One is available as a standalone unit or as part of a complete welding kit, and the full kit includes a generator, microscope with clamping stand, welding torch, clamping ground, regulator, and accessory kit.

PCS, headquartered in Fraser, MI, is part of the Misumi Group. Since 1950, the company has served the plastics injection molding, mold making, and die casting industries with a broad portfolio that includes mold bases, components, molding supplies, hot runner systems, cutting tools, and additive manufacturing solutions.

With branch locations in Michigan and California, and a growing presence in Canada and Mexico, PCS supports customers throughout North America with standard and custom products backed by expert service.

Source: Plastics Today

SK Chemicals Showcases Sustainable Solutions at Chinaplas 2025

Comprehensive lineup of sustainable and specialty products includes circular recycling, copolyesters, and bio-based materials.

SK chemicals is highlighting its sustainable specialty solutions at Chinaplas under the slogan, “On-hand solution for sustainable tomorrow.” This approach emphasizes proven and commercially available products — such as the world’s first chemically recycled materials — highlighting sustainable technologies and solutions that can be implemented immediately.

Depolymerization solutions

In the circular recycled materials market based on depolymerization technology, the company offers recyclable materials designed with both pre- and post-use recyclability in mind. These include:

- Claro, a copolyester classified as post-consumer PET, applied to skincare and makeup products from L’Oréal and Estée Lauder;
- SkyPET CR, a PET material used in Samdasoo water bottles and Coldplay’s eco-friendly vinyl records; and
- EcoTria CR, a circular recycled copolyester used in interior tiles by CS Group.

The company is also exhibiting everyday consumer products that feature its flagship materials, including:

- Ecozen, a high-heat-resistant bio-based copolyester used in various kitchen appliances, food storage containers, baby tableware, and sports bottles;
- SkyGreen, a high-performance PETG applied in cosmetic packaging and iced cups, valued for its exceptional transparency, chemical resistance, and processability;
- Ecotriion, a 100% plant-based bio-polyol used in spandex, synthetic leather, and urethane elastomers; and
- Skypel, a polyester-based elastomer that combines the properties of rubber and engineering plastics, used in automotive parts, industrial hoses, subsea cables, and breathable films, along with related application products.

Sustainable solutions available now

“Through this exhibition, we aim to clearly demonstrate that a sustainable plastic ecosystem — where plastic products are recycled back into new plastic products — is not a distant future goal, but a solution that can be realized today,” said Ahn Jae-hyun, president of SK chemicals. “We will continue to build success cases through close collaboration with leading companies across industries and actively promote our unique technologies and products, including circular recycling solutions.”

The company’s circular recycling is based on depolymerization technology, which breaks down waste plastics at the molecular level to reuse them as raw materials. Unlike mechanical recycling, it maintains the properties and quality — such as transparency — equivalent to petroleum-based materials and offers the added benefit of being recyclable again after use.

It can also recycle a range of waste plastics — not only clear bottles typically used as recycled feedstock but also colored containers, films, and trays. SK chemicals, leveraging its world-first commercialization of depolymerization technology, has built a broad lineup of recycled materials ranging from general-purpose PET to high-performance copolyesters such as PETG.

Source: Chem Analyst

Moldable Cellulose Liquid Targets Synthetic Fiber Replacement

Startup Simplifyber has secured \$12 million in funding to further its technology to disrupt soft goods supply chains in sectors ranging from apparel to automotive.

Simplifyber, a materials startup pioneering an innovative 3D-molding process to reduce the environmental impact of soft goods manufacturing and the use of synthetic fibers, has secured \$12 million in funding. The financing round was led by Suzano Ventures, a new investor in Simplifyber, and the corporate venture capital arm of the world’s largest wood pulp supplier — Brazil’s Suzano S/A. Additional investors included At One Ventures, Techstars, Plug and Play Sustainability Fund, One Small Planet, Staddle Holdings, Collateral Good, M.I.H. Capital, Overlay Capital, and Meliorate Partners. This series A round follows on from a \$4.2 million seed round completed in July 2022.

Natural liquid fiber molding

Simplifyber has developed a novel process that bypasses many of the production steps required in traditional soft goods manufacturing, such as spinning, weaving, cutting, and sewing. The company has developed a pro-

prietary natural fiber liquid known as Fybron that can be injected into 3D molds to create soft goods that, in many applications, are fully bio-based and biodegradable.



Founded in 2021, Simplifyber has already demonstrated the potential for its technology in the footwear industry. The company’s first product — a shoe upper made from cellulose-based material — was unveiled at Paris Fashion Week in September 2024 through a collaboration with the brand Ganni.

This funding will support Simplifyber’s growth, allowing the company to strengthen its materials science and mechanical engineering capabilities, expand its manufacturing, accelerate partnership and business development efforts in new regions and sectors, and build out pilot-scale facilities to bring the business closer to cost parity with traditional textile production.

Out with fossil-based materials

Paula Puzzi, corporate venture capital senior manager at Suzano Ventures, added: “Every year we have evaluated hundreds of startups that are pushing forward the frontiers of what is possible with bio-based materials. In this scenario, we believe that Simplifyber is very promising in this ecosystem since its pioneering approach has the potential to disrupt soft goods supply chains in sectors ranging from apparel to automotive. We are excited to play our part in the company’s development following the completion of this Series A round, which we believe will create many new opportunities to replace fossil-based synthetic materials with sustainable, bio-based alternatives, in line with our purpose to meet society’s growing demand for environmentally friendly solutions.”


Maria Intscher-Owring, CEO and co-founder of Simplifyber, adds, “We’ve had a great deal of interest from brand partners and investors, and we’re thrilled to have secured Suzano Ventures as a strategic investor in our Series A round. Since we started our company, Suzano has been one of our main fiber suppliers, because they are one of the world’s most sustainable and efficient producers of bio-based feedstock. This partnership will

give us access to world-class expertise and support, helping us to reach new markets and accelerate our growth.”

Source: Plastics Today

Robots Reshape Plastics Manufacturing in 2025

The plastics manufacturing industry is undergoing a technological revolution as automation enhances efficiency, quality, and sustainability. Robotics integration has reached record levels, with global robot density doubling since 2016 to 162 units per 10,000 employees in 2023, according to the International Federation of Robotics (IFR). The sector added 1,646 robots in 2023 alone, continuing a steady adoption trend.



Key Drivers of Automation

The skilled labor shortage remains a primary catalyst for automation adoption, particularly among small- and mid-sized manufacturers. Robots excel at repetitive tasks like machine tending and post-processing, improving consistency while reducing physical strain on workers. Christopher Mueller of IFR notes that modern robotics solutions offer surprisingly fast ROI, with pay-back periods under one year becoming common. New business models like “robots-as-a-service” are further lowering barriers to entry.

Global Adoption Trends

South Korea leads in robot density (1,012 robots per 10,000 employees), followed by Singapore (770) and China (470). China’s rapid growth stands out, having nearly doubled its robot density since 2019. While the U.S. ranks 10th (295 robots), all major manufacturing nations show steady increases in automation adoption.

Technology Advancements

The industry is embracing several transformative technologies:

- **Collaborative robots (cobots):** Enable safe human-robot interaction
- **AI and machine learning:** Optimize operations through features like Eco Mode
- **Digital twins:** Allow virtual testing and process optimization
- **Vision systems:** Improve quality control through real-time monitoring

Implementation Challenges

Despite progress, barriers remain:

1. Perceived complexity: Many manufacturers still view robotics as difficult to implement
2. Upfront costs: Though decreasing, initial investments can deter smaller companies
3. Workforce training: Requires new skill sets for operation and maintenance

Industry leaders like Sepro and Wittmann are addressing these challenges through modular systems, localized support, and training programs. As Philip Peloso of Kuka notes, “Software and digitalization are unlocking enormous opportunities” for manufacturers willing to embrace Industry 4.0 technologies.

With innovations making automation more accessible and affordable, the plastics industry appears poised for continued transformation. As AJ Zambanini of Sepro observes, these technologies promise to “accelerate decision-making, reduce implementation risk, and support long-term optimization” across the sector.

Source: Plastics Today



India approves 10 plastic parks to boost waste management and drive circular economy

The Government of India has approved 10 plastic parks across multiple states to enhance plastic waste management and downstream processing. These industrial zones aim to attract investment, increase production and exports, and generate employment while promoting sustainable practices through recycling initiatives. Implemented under the Department of Chemicals and Petrochemicals' 'New Scheme of Petrochemicals,' the parks will feature state-of-the-art infrastructure, including recycling units and waste management systems. The government provides grants covering 50% of project costs (up to ₹40 crore per park) to support common facilities like effluent treatment plants and incinerators.

India, the world's 12th-largest plastics exporter, saw plastic exports grow from 8.2 billion in 2014 to 27 billion in 2022. However, the industry remains fragmented, dominated by small and medium enterprises. The cluster-based approach of plastic parks aims to consolidate capacities, improve competitiveness, and meet global demand. Key objectives include increasing polymer absorption, attracting investments, and achieving sustainable growth through recycling.

Implementation and Impact

- **Process:** States submit proposals, followed by Detailed Project Reports (DPRs) reviewed by a Scheme Steering Committee. Special Purpose Vehicles (SPVs) manage implementation, with states offering tax incentives and competitive land rates to attract private participation.
- **Infrastructure:** Parks include recycling sheds, waste management systems, and EPR (Extended Producer Responsibility)-compliant facilities to ensure eco-friendly operations.
- **Regulations:** The 2021 Plastic Waste Management Amendment Rules ban single-use plastics, while EPR mandates recycling targets and recycled content in packaging.

Global Context and Innovations


India recycles 60% of its plastic waste—the highest rate globally—including 90% of PET. Globally, chemical recycling is projected to grow at 5.1% CAGR, reaching \$18.39 billion by 2030. However, India's current recycling capacity is underutilized at 8%, with potential to scale from 4.78 million tonnes annually to 70.5 million tonnes by 2035.

Challenges and Forward Steps

While India leads in PET recycling, enforcement of waste management rules and investment in advanced technologies (like chemical recycling and bioplastics) are critical to address the 24.1 million tonnes of annual plastic waste. The government's focus on EPR, QR code tracking, and stricter bans aims to reduce litter and boost circularity.

Source: Polymer Update

India's Plastic Park Initiative Overview



India contributed just 3.5% of global plastic waste in 2022: Analysis

A comprehensive global analysis published in Nature journal reveals that while India accounts for over 17% of the world's population, it contributed only 3.54% (9.5 million tonnes) of the 268 million tonnes of plastic waste generated worldwide in 2022. This relatively small proportion stands in contrast to India's 5% share of global plastic production (400 million tonnes total), with China and the U.S. dominating production at 32% and 42% respectively.



The study highlights significant disparities in plastic consumption patterns across major economies. China emerged as the largest consumer, utilizing 20% of global plastic supply, followed by the U.S. (18%), European Union (16%), India (6%), and Japan (4%). When examined per capita, these differences become even more striking - U.S. residents consumed 216 kg of plastic per person, nearly 2.5 times more than the EU average (87 kg) and dramatically higher than India's consumption level relative to its population size.

In terms of waste generation, China again led with 81.5 million tonnes, followed by the U.S. (40.1 million), EU (30 million), and India (9.5 million). The global distribution of waste management methods presents a concerning picture - only 9% of plastic waste was recycled, while 40% ended up in landfills and 34% was incinerated. However, there has been progress; the percentage of plastic waste going to landfills has decreased significantly from an estimated 79% during 1950-2015 to 40% in 2022.

Regional recycling rates varied substantially. The EU achieved a 20% recycling rate, while the U.S. managed just 5%. India's performance stands out remarkably, recycling approximately 60% of its plastic waste - the highest rate globally - including an impressive 90% of

PET plastic. This achievement is particularly notable given that India exported 1.6 million tonnes of intermediate plastic forms and 1.2 million tonnes of manufactured plastic products in 2022.

The report provides important insights into plastic production sources and applications. A staggering 98% of virgin plastic was derived from fossil fuels (coal, petroleum and natural gas), with only 2% coming from bio-based sources. Polyethylene accounted for 26% of global plastic output. By sector, packaging consumed the most plastic (158 million tonnes), followed by construction (72 million tonnes), automotive (32 million tonnes), electronics (28 million tonnes), household/textiles (28 million tonnes), and agriculture (16 million tonnes). These findings highlight several key points about India's position in the global plastic economy. While the country's per capita plastic consumption remains relatively low compared to developed nations, its recycling systems demonstrate exceptional efficiency. The data suggests India has successfully decoupled waste generation from both population size and economic activity in the plastics sector. However, with plastic production projected to grow globally, maintaining and expanding these effective waste management systems will be crucial for sustainable development.

The study underscores the need for continued innovation in plastic alternatives and recycling technologies, particularly in packaging which represents the largest use sector. India's example provides valuable lessons for other developing nations seeking to balance economic growth with environmental responsibility in their plastics industries.

Source: The Economic Times

SSF Plastics India files draft papers for Rs 550-crore IPO

SSF Plastics India has filed draft papers with SEBI for an initial public offering (IPO) aiming to raise Rs 550 crore. The IPO comprises a fresh issue of shares worth Rs 300 crore and an offer-for-sale (OFS) component of Rs 250 crore by existing promoters. The company may also consider a pre-IPO placement of up to Rs 60 crore, which would proportionally reduce the fresh issue size.

The Maharashtra-based company ranks as India's fourth-largest organized rigid plastic packaging manufacturer by FY24 revenue. SSF operates across the packaging value chain, producing bottles, containers, caps/closures, tubs, and engineering plastic components for diverse industries including FMCG, pharmaceuticals, food & beverages, and consumer electronics.

With 15 manufacturing facilities nationwide, SSF has expanded its customer base from 246 in FY22 to 347 in H1 FY25. Its client roster includes major brands like Hindustan Unilever (its largest customer), Wipro, Dabur, Himalaya Wellness, Colgate, and Alkem Laboratories. The company competes with listed peers including Mold-Tek Packaging and Time Technoplast.



The IPO proceeds will be allocated strategically:

- Rs 160 crore for debt repayment (total debt stood at Rs 400.3 crore as of December 2024)
- Rs 80 crore for plant and machinery acquisition
- Remaining funds for general corporate purposes

Financially, SSF reported a 5.4% revenue increase to Rs 630.9 crore in FY24, though profits declined 5.1% to Rs 46.1 crore. For H1 FY25, the company recorded Rs 397.4 crore revenue with Rs 15.2 crore profit. These numbers reflect both the growing demand for plastic packaging solutions and the competitive pressures in the industry. IIFL Capital Services and Nuvama Wealth Management have been appointed as book-running lead managers for the issue. Their role will be crucial in navigating current market conditions and investor sentiment toward the packaging sector.

The IPO comes at a time when India's packaging industry is witnessing significant growth, driven by expanding FMCG, pharmaceutical, and food processing sectors. However, the industry also faces challenges including raw material price volatility and increasing environmental regulations regarding plastic use.

SSF's public listing will provide the company with capital to strengthen its balance sheet, expand capacity, and enhance its competitive position. The offering will also test investor appetite for packaging sector stocks amid evolving sustainability concerns and shifting consumer preferences.

Source: Live Mint

India needs better materials, not more recycling to solve its plastic problem: Bambrew CEO Vaibhav Anant

Bambrew, a sustainable packaging startup, is pioneering alternatives to single-use plastics using bamboo, seaweed, and other natural fibers. Founded in 2018, the company has achieved 8x growth in 2024, partnering with major FMCG, e-commerce, and retail brands to scale compostable packaging that performs like plastic without the environmental toll. Backed by investors like Blume Ventures and Blue Ashva Capital, Bambrew's revenue has grown over 55% year-on-year, signaling strong market demand for sustainable solutions.



India's Plastic Crisis and the Need for Alternatives

India generates over 9 million tonnes of plastic waste annually, with 59% stemming from packaging. The rise of quick commerce and e-commerce has exacerbated the problem, while waste management systems lag. Although the 2021 Plastic Waste Management Rules banned 19 single-use plastic categories, enforcement remains inconsistent, and many harmful plastics escape regulation.

Common alternatives like paper bags or "biodegradable" plastics often fail—paper production is resource-intensive, and most biodegradable plastics require industrial composting facilities absent in India. Bambrew's materials, by contrast, decompose naturally, even in informal waste systems.

A Systems-Level Approach

Bambrew emphasizes that solving plastic pollution requires more than swaps—it demands systemic change. While India's focus on waste management over production limits (as seen in its 2024 Global Plastics Treaty stance) reflects economic realities, long-term success hinges on:

- Businesses adopting truly compostable materials
- Policies that support informal waste workers
- Consumer education

The company's material-agnostic R&D has yielded durable, scalable options like bamboo- and seaweed-based packaging that integrate into existing supply chains.

Profitability Meets Sustainability

Bambrew challenges the notion that sustainability compromises profits. By treating green alternatives as investments, businesses can future-proof operations while reducing environmental harm. With plans to dominate sustainable packaging across FMCG and e-commerce, Bambrew aims to prove that ecological and economic goals can align—if industries act now.

Source: Live Mint

Bengaluru firm unveils tech to recycle plastic that can't be melted

In a breakthrough for plastic recycling and sustainable manufacturing, Bengaluru-based Steer World has unveiled the Omega Twin-Screw Extrusion Technology, which could help manufacturers recycle plastics that cannot be melted. Steer World, headquartered in the Peenya Industrial Area of Bengaluru, specialises in materials transformation technologies.

Speaking to PTI, Prakash Hadimani, Global Head of the Application Development Centre at Steer World, said crosslinked polyethylene (XLPE)-such as the outer layer of cables that covers copper wire-has long been considered non-recyclable.

"Traditionally, major players sold these wires in bulk as scrap. Buyers of the scrap would extract the copper and dispose of the shredded plastic, which ends up in landfills," said Hadimani.

He explained that although it is technically possible to break down polymers in such plastic waste-also called thermoset waste-using chemicals, the process is intensive, expensive, and environmentally unfriendly. Even bulk producers preferred discarding the waste rather than recycling it.

"The process involved chemicals and extensive use of water to neutralise them, making it neither viable nor eco-friendly," Hadimani added.



With Steer World's new technology, he said, it is now possible to break the carbon linkages, softening the polymer into a meltable form.

"The Omega Twin-Screw Extrusion uses our patented Fractional Geometry Technology (FGT) to recycle thermoset waste into pellet form," he said.

The technology uses a combination of mechanical shear and controlled heat to break the crosslinks in XLPE while preserving its base structure, enabling it to be turned into a reusable form called De-XLPE (Decross-linked XLPE), Hadimani explained.

De-XLPE can then be used to produce insulation for wires, thus enabling circularity in polymer manufacturing, he added.

"With this process, we're not just recycling-we're redefining what's recyclable," said Hadimani.

"The ability to reclaim and reintegrate thermoset materials like XLPE is a breakthrough the industry has been waiting for," he said.

Source: The Economic Times

Why become a Plexconcil Member?

Established since 1955, the Plastics Export Promotion Council, PLEXCONCIL, is sponsored by the Ministry of Commerce and Industry, Department of Commerce, Government of India. PLEXCONCIL is a non-profit organization representing exporters from the Indian plastics industry and is engaged in promoting the industry exports.

The Council is focused on achieving excellence in exports by undertaking various activities and initiatives to promote the industry. The Council undertakes activities such as participation at international trade fairs, sponsoring delegations to target markets, inviting foreign business delegations to India, organising buyer-seller meets both in India and the overseas etc.,

The Council also routinely undertakes research and surveys, organizes the Annual Awards to recognize top performing exporters, monitors the development of new technology and shares the same with members, facilitates joint ventures and collaboration with foreign companies and trade associations as well as represents the issues and concerns to the relevant Government bodies.

The Council represents a wide variety of plastics products including – Plastics Raw Materials, Packaging Materials, Films, Consumer Goods, Writing Instruments, Travel ware, Plastic Sheets, Leather Cloth, Vinyl Floor Coverings, Pipes and Fittings, Water Storage Tanks, Custom made plastic Items from a range of plastic materials including Engineered Plastics, Electrical Accessories, FRP/GRP Products, Sanitary Fittings, Tarpaulins, Laminates, Fishing Lines/Fishnets, Cordage/Ropes/Twines, Laboratory Ware; Eye Ware, Surgical/Medical Disposables.

Membership Benefits

- Subsidised rates at International Trade Fairs and Exhibitions
- Financial benefits to exporters, as available through Government of India
- Disseminating trade enquiries/trade leads
- Instituting Export Awards in recognition of outstanding export performance
- Assistance on export financing with various institutions and banks
- Networking opportunities within the plastics industry
- Special price for Dun & Bradstreet's DUNS Registered Solution, Global Profiler, and ESG Report
- Issuance of Certificate of Origin (COO) & Export turnover certificate.
- Advocating policy related issues.
- Organizing Buyer seller meets (BSM) in targeted markets / Reverse buyer seller meets (RBSM) in India.
- Addressing members' day-to-day export operation issues with relevant authorities and striving for resolution.
- Compiling, analysing plastics export data, and sharing insights with trade members.
- Any other activity based on the need of the member exporters.

The Plastics Export Promotion Council added the following companies/firms as new members during April-2025. We would like to welcome them aboard!

Sr.No	Name of the Company	Address	City	Pin	State	Email
1	Adl Exim	Opposite Srs Regency Hotel, 15-600 Adilakshmi Enterprises Kamala Nagar	Anantapur	515001	Andhra Pradesh	devara.amar-nathreddy@gmail.com
2	Atharva Moulds Private Limited	G-40,M.I.D.C. Area, Ambad,	Nashik	422010	Maharashtra	shiva@atharva-moulds.in
3	Cherukuri Techno Plast Private Limited	Sy.No-85, Jains Friends Square Beside Suchitra Academy, Jeedimetla Hyderabad Rangareddy Telangana 500067	Hyderabad	500067	Telangana	cherukuriandco@gmail.com
4	Cjex Biochem Private Limited	415, Daulat Bhavan, 407, Kalbadevi Road,	Mumbai	400002	Maharashtra	info@cjexchem.com
5	Ck Plastics Private Limited	Bp-7ecostation, Unit No 1502,15 Th Floor, Sector-V, Salt Lake City	Kolkata	700091	West Bengal	polypackss@gmail.com
6	Dewan & Sons Exports Private Limited	Mini Bye Pass Lakri Fazal Pur Delhi Road,	Moradabad	244001	Uttar Pradesh	accounts7@dewan-sons.com
7	Divya Plastic Industries	556-557, Maswad Gidc, Gidc Halol 2, Panch Mahals	Halol	389350	Gujarat	divyaplasticindustries2025@gmail.com
8	Endless Stationery Private Limited	4th Floor, Padminee Towers No 20 Pycrofts Garden Road, Nungambakkam	Chennai	600006	Tamil Nadu	aditya@madebyendless.com
9	F And A Moulding And Metallizing Llp	Industrial Plot P-7 & 8, G.I.D.C., Sachin	Surat	394230	Gujarat	smajid@ffperfumes.com
10	Global Polyweave Private Limited	Harmony, 4th Floor, 15/A, Shree Vidhyanagar Co. Op. Housing Soc. Ltd., Opp. Nabard, Near Usmanpura Garden, Usmanpura,	Ahmedabad	380014	Gujarat	admin@global-polyweave.com
11	Gold Sack Private Limited	5th Floor , 501-B Nikita Apartment 3, R.K Puram Colony, Near Hotel Amal-tas, A.B Road,	Indore	452001	Madhya Pradesh	info@gold-rope.com
12	J M Polymers Private Limited	Wtc Tower B Unit No .215, Near Eon Free Zone Kharadi, Viman Nagar,	Pune	411014	Maharashtra	infojmplymers@gmail.com
13	Jayalakshmi Poly Packs Private Limited	D-603,Sterling Terraces,Outer Ring Road Banashanakari-3rd Stage, Bengaluru-560085 Bangalore Bengaluru Urban Karnataka 560085	Bengaluru	560085	Karnataka	tejusrinivas@yahoo.in
14	Kulvir Textile Private Limited	Shop No. 8, In Front Of Petrol Pump,	Bhilwara	311001	Rajasthan	dadhichrahul08@gmail.com
15	Marketify Solutions Private Limited	60 Shankeshwar Parshavnath Kanadia	Indore	452016	Madhya Pradesh	jdeepti777@gmail.com
16	Mastercook Houseware Llp	19 Kamla Bhavan, Sharma Industrial Estate, Walbhat Road, Goregaon East	Mumbai	400063	Maharashtra	accounts@paras-plastic.com
17	Matha Bhavani Enterprises	H No 16-6-198/B Perukawada Warangal Warangal Telangana 506002	Warangal	506002	Telangana	navalb17@gmail.com
18	Metaflon Engineering Private Limited	Industrial Shed No 84 Hari Om Industrial Park, Daskroi, Paldi Kankaj,	Ahmedabad	382425	Gujarat	metaflonengineering@gmail.com
19	Nestwood Mica Private Limited	Survey No 757/1,At Post Pithai, Village Pithai, Taluka Kathlal, Kheda	Ahmedabad	387630	Gujarat	nestwoodmica@gmail.com
20	Pacmor Flexible Limited	Plot No G-1322,Pacmor Flexible Limited, Kishan Gate Kalawad Road,	Metoda	360021	Gujarat	account@pacmor.co
21	Ramdas Greenplas Private Limited	405p, Sector 31-32a, Gurugram,		122001	Haryana	mridhulhariagarwal@gmail.com

22	Roto Polymers	Plot No 4 Sector E (A) Industrial Development Plot Mallappally Pathanamthitta	Mallappally	689581	Kerala	rotopolytech@gmail.com
23	Santulal And Sons	R-3 City Centre, M.G. Road,	Indore	452001	Madhya Pradesh	accsns63@gmail.com
24	Shibaura Machine India Private Limited	Chembarambakkam, Off. Chennai-,Bangalore Highway, P.O.Box 5 Contact No: 919841597879,Chennai, Thiruvallur, Tamil Nadu, 600123	Chennai	600123	Tamil Nadu	abijithkumar.m@shibauramachine.co.in
25	Shiv Ambe Industries	Ground And First Floor, S.No.287, At Gayatri Industries, Old Dena Bank Road, Nr Anganwadi, Dadra,	Dungra	396193	Dadra & Nagar Haveli And Daman & Diu	shivambeindustriesgroup@gmail.com
26	Shivamshree Businesses Limited	12, First Floor, Pushpak Apartment, B/H Jodhpurgam,Jodhpurgam,	Ahmedabad	380015	Gujarat	fin@shivamshree.com
27	Shri Ambica Polyfill	G F Sur No 197 3 4 C1 Ranhath Vas, Nr.Shaktidham Rawhouse,Shahwadi, Narol,	Ahmedabad	382405	Gujarat	md@ambicom.in
28	Shri Polybags Private Limited	Mauza - Patna, Arazi No - 687/3 Pargana - Ralhupur, Tehsil - Mughalsarai Po Basant Nagar, Chandauli,		221110	Uttar Pradesh	vikash@shri-polybags.com
29	SIDDHARTHA INNO-PACK INDUSTRIES PRIVATE LIMITED	54-20/1-4A, 2F PLOT NO. 302,B-BLOCK,POTLURI RESIDENCY,-SECOND ROAD,,VIJAYAWADA,, KRISHNA, ANDHRA PRADESH, 520008	VIJAYAWADA	520008	Andhra Pradesh	nagalathavemuri@yahoo.com
30	SREE GAYATHRI INDUSTRIES	H No.5-3-449 Near Sai Baba Temple , Vidya Nagar Colony KAMAREDDY kamareddy TELANGANA 503111	HYDERABAD	503111	Telangana	sreegayathriindustrieskmr@gmail.com
31	SURMEET POLYPLAST	SURVEY NO 7 GALA NO 4 AND 5, GR FLOOR,VAPI DAMAN ROAD,DABHEL,	NANI DAMAN	396210	Dadra & Nagar Haveli And Daman & Diu	surmeetpolyplast@gmail.com
32	TIRUPATI COLOUR PENS PRIVATE LIMITED	21, AMARTOLLA STREET ROOM NO. 24,2ND FLOOR	Kolkata	700001	West Bengal	nitin@tirupaticolorpens.com
33	TITAN SYNTHETICS	PLOT NO. 98, VANANA GIDC, PORBANDAR - RANAVAN HIGHWAY,	PORBANDAR	360575	Gujarat	dineshkotiya22@gmail.com
34	UNIVERSAL POLYMERS	P-116, Additional MIDC, Harangul BK, Barshi Road,	Latur	413531	Maharashtra	amolmandhana@rediffmail.com
35	YARIX WATER MANAGEMENT PRIVATE LIMITED	PLOT NO-843,AT-PATNA PO-BALIAN-TA, KHORDHA	BHUBANESWAR	752101	Orissa	yarix@yarixwater-management.com