



PLEXCONNECT

THE PLASTICS EXPORT
PROMOTION COUNCIL

EDITION 68, JUNE 2025

INTERVIEW OF INDUSTRY LEADER Pg No. 26

Mr. S. Narayanaswamy,
Head of International Business,
Shibaura Machine

UNION TERRITORY PROFILE Pg No. 28

**Dadra and Nagar Haveli
and Daman and Diu**

PRODUCT OF THE MONTH Pg No. 22
Films and sheets of
Polyethylene Terephthalate (PET)

COUNTRYSCAPE Pg No. 32
United Kingdom

NEW!
**GLOBAL TRENDS &
INNOVATIONS** Pg No. 34

Boost Your Business Growth With Impeccable Colours of Nature

Committed to enhance quality and performance through innovating various custom colour, special effects and sustainable masterbatches to provide genuine and vibrant solutions

APPLICATION AREAS FOR COLOUR MASTERBATCHES

- ◆ Caps Closures & FMCG ◆ Wires & Cables ◆ Non Woven ◆ Oil Containers
- ◆ Toys ◆ Household & Furniture
- ◆ Woven Sacks & Lamination
- ◆ Polyester Fibre ◆ PPBCF

- ◆ **Leading Manufacturer & Exporter of Masterbatches, Additives & Compounds**
- ◆ **Network spread over 60+ countries**

Exceeding Your Expectations

BLEND COLOURS

Powered by Innovation

Hear BLEND, Think #BLENDCOLOURS

Blend Colours Pvt.Ltd. Plot No: #35, IDA Kattedan, Hyderabad - 500077 (TS) India.
Ph: +91-40-24361499. Email: info@blendcolours.com

Connect us with :



EDITORIAL ADVISORY BOARD

Convener:

Mr. Vikram Bhaduria,
ALOK Masterbatches

Member:

Mr. Manoj Agarwal,
Kanpur Plastipack

Member:

Mr. Sribash Dasmohapatra

Plexconnect is published by:

The Plastics Export Promotion Council


Editor:

Mr. Sribash Dasmohapatra,
Executive Director, Plexconcil

Associate Editor:

Mr. Arijit Ray

Send in your feedback, comments,
suggestions to editor@plexconcil.org or
arijitray@theunlockcompany.in

 Plastics Export Promotion Council
(PLEXCONCIL)

 @officialplexconcil

 THE PLASTICS EXPORT
PROMOTION COUNCIL

 @plexconcil

 @officialplexconcil

HEAD OFFICE (Head Office)

B-Wing, Dynasty Business Park, Unit No. 2, Ground Floor,
Andheri-Kurla Road, Chakala, Andheri East, Mumbai -
400059, Maharashtra
Tel: 022 - 40170000

DELHI - Northern Regional (Regional Office)

319, 3rd Floor, Block - E, International Trade Tower 99,
Nehru Place
New Delhi - 110019
Tel: 91-11-26478817 / 26478819
Fax: 91-11-26478821
Email: plexnr@plexconcil.org
ashutosh.kumar@plexconcil.org

CHENNAI - Southern (Regional Office)

No: 5 | Ground Floor | Vivekananda Road
|Off Spur Tank Road Chetpet | Chennai 600 031 |
Tamil Nadu | INDIA
Tel: +91 44 2829 2620 | 2829 2625 (D)
M: +91 98400 53930
Email: ruban.hobday@plexconcil.org

KOLKATA - Eastern Regional (Regional Office)

Vanijya Bhavan, 1/1 Wood Street
Kolkata - 700016
Tel: 91-33-22834497 / 22834498
Fax: 91-33-22834289
Email: nilotpal@plexconcil.org

AHMEDABAD – Gujarat Region (Regional Office)

A-1001, Titanium Heights, Nr. Vodafone House,
Corporate Road, Prahladnagar, Makarba,
Ahmedabad- 380015 (Gujarat)
Tel: 079-48010103
Email: naman@plexconcil.org

To protect your harvest, mulch films need to last an entire season.

Adverse environmental conditions can lead to cracks and tears in mulch film over time.

Our masterbatches can solve these problems.

We use a combination of silver, black, UV and Anti-Oxidant masterbatches for:



High Sunlight Reflectance



High Opacity



Chemical & Pesticide Resistance

Our high-quality masterbatches also offer smooth finish and high gloss, meaning your products look fantastic!

Contact us for Mulch Films or GeoSynthetics needs!

dhirendra@jjplastalloy.com : ✉

www.jjplastalloy.com : 🌐

+91 8808 736 600 : ☎

Bharuch (Gujarat) & : 📍
Chandauli (U-P), India.

★ CONTENTS

1	➤	From the Chairman's Desk	4
2	➤	Council Activities (May 2025)	5
3	➤	Export Performance of April 2025	10
4	➤	Young Achievers Mr. Yash Khater, Mahashakti Narayani Polytex LLP India	18
5	➤	Government Notifications	21
6	➤	Product of The Month Films and Sheets Of Polyethylene Terephthalate (PET)	22
7	➤	Interview of Industry Leader Mr. S. Narayanaswamy, Shibaura Machine	26
8	➤	Union Territory Profile Union Territory Dadra and Nagar Haveli and Daman and Diu	28
9	➤	Countryscape United Kingdom	32
10	➤	Global Trends and Innovation	34
11	➤	India News	38
12	➤	International Exhibitions	42
12	➤	Why Become a Plexconcil Member	43
13	➤	New Members	44



"WE REMAIN COMMITTED TO CREATING NEW OPPORTUNITIES, SUPPORTING OUR MEMBERS, AND REINFORCING INDIA'S POSITION AS A RELIABLE GLOBAL SUPPLIER OF HIGH-QUALITY PLASTIC PRODUCTS."

STRENGTHENING INDIA'S PLASTIC EXPORT TRAJECTORY

India's plastics export sector continues on a strong growth trajectory, with plastics exports reaching USD 980 million in April 2025 — an impressive 8% increase over USD 907 million recorded in April 2024. This growth is a testament to the industry's adaptability, innovation, and the Council's continued focus on global market expansion, policy advocacy, and strategic promotional efforts.

One of the key developments that will further accelerate our exports is the India - UK Free Trade Agreement. The UK, a comparatively newer market for India's plastic products, offers immense potential. The FTA is expected to reduce trade barriers, making Indian products more competitive and attractive to UK buyers.

In addition to this, the Council is actively working on expanding our footprint in emerging and priority markets. A significant initiative includes the proposed Buyer-Seller Meet (BSM) in Moscow, Russia, scheduled for September 2025. This event aims to create greater awareness of India's capabilities in plastics manufacturing and establish long-term business linkages with Russian buyers.

The upcoming K-Fair in Germany will also be a vital platform for global outreach. On its sidelines, the Council is planning focused BSMs with North American and African buyers. These engagements are designed to foster meaningful business connections and highlight India's value proposition in these key regions.

To complement these on-ground activities, the Council has also renewed its digital and promotional strategy. The

upgrade of PLEXePAGES and the Plexconcil mobile application will enhance user experience and provide members with more streamlined access to information and services. Additionally, the revamping of our official magazine reflects our commitment to delivering relevant, timely, and engaging content that supports member companies and promotes India's plastic industry.

As part of its policy support role, Plexconcil continues to provide timely and critical data and inputs to the Ministry of Commerce and Industry. This includes feedback on tariff and non-tariff barriers affecting exports, collated in consultation with our members across product segments. Such inputs help shape informed trade negotiations and strengthen India's stance in bilateral and multilateral forums.

India is currently negotiating a Bilateral Trade Agreement (BTA) with the United States—one of our largest export markets for plastics. The BTA holds the promise of further opening doors for Indian exporters by reducing regulatory hurdles and enhancing market access. We are also optimistic about the proposed FTAs with Oman and the European Union, which could significantly boost our exports to the Middle East and Europe, respectively.

As we move forward, the Council remains committed to creating new opportunities, supporting our members, and reinforcing India's position as a reliable global supplier of high-quality plastic products.

Warm regards,
Vikram Bhaduria
Chairman

★ COUNCIL ACTIVITIES

EXHIBITION & SHOWS

8th-10th May 2025:

Plexconcil participation in the 6th Beauty Istanbul Show, Western Region

As part of our ongoing export promotion initiatives, the Council actively participated in the 6th edition of Beauty Istanbul 2025, held from 8th to 10th May 2025 at the TUYAP Fair Center in Istanbul, Türkiye. The key objective was to **explore new market opportunities for Cosmetic packaging and Human Hair products** and **provide international exposure to our member-exporters**.

This global platform hosted 20 country pavilions, including Brazil, China, France, Gambia, Ghana, India, Indonesia, Iran, Italy, Malaysia, Pakistan, Palestine, Poland, Russia, South Africa, South Korea, Spain, UAE, Ukraine, and Türkiye. A total of three member-exporters from PLEXCONCIL showcased their products at the exhibition. The event witnessed a significant turnout with 19,703 unique visitors from 167 countries, comprising 8,058 international and 11,645 local visitors.

The Indian pavilion received a boost with the esteemed presence of H.E. Shri Mijito Vinit, Consul General, Consulate General of India, Istanbul. He interacted with all Indian exhibitors and assured his support for future collaborations and trade opportunities. **The Council's participation in this event has helped promote Indian Human Hair products on a global scale and opened new avenues for international trade.**



9th-12th May 2025:

Participation in PLASTASIA 2025 Show at BIEC, Bengaluru, Southern Region

PLEXCONCIL – Southern Region participated in the PLASTASIA Show 2025, organized by M/s Triune Exhibitors Pvt Ltd in association with PMMAI at the BIEC in Bengaluru, from May 09-12, 2025. This Show was a **sourcing platform for Machinery, Plastic Products and its allied industries** and to **showcase the advancements, growth and opportunities for the plastics particularly from Southern India**. The PLASTASIA 2025 show was inaugurated by former Member of Parliament Shri. M.V. Rajeev Gowda, who graced the occasion as Chief Guest along with PMMAI committee members.

The organizers allotted a complimentary booth of 9 sqmtr to the Council who had a promotional booth to disseminate information on the Council's services and on the export potential for plastic products from India and also for membership mobilization to **encourage industry entrepreneurs to enroll in Council membership and thereafter to start their exports with Council's support and guidance**, and the Secretariat is following up with these entrepreneurs to enroll them in Council membership.

The Council was represented by Shri. R. Dayanidhi, Assistant Director – South.



★ COUNCIL ACTIVITIES

30th May 2025: Plexconcil and IPF Successfully Host Export-Import Conclave for the Plastics Industry in Kolkata

Plexconcil, jointly with the Indian Plastics Federation (IPF), successfully hosted the Export-Import Conclave for the Plastics Industry on 30th May 2025 in Kolkata. This landmark event aimed to empower industry stakeholders with actionable insights into global trade opportunities, export strategies, and policy frameworks impacting the plastics sector.

The conclave featured addresses by eminent speakers, including:

Mr. Alok Tibrewala, Regional Chairman (East), PLEXCONCIL

Mr. Lalit Agarwal, President, IPF

Dr. R. Sampath Kumar, Joint Director General of Foreign Trade (Jt. DGFT), Kolkata

Mr. Abhishek Biswas, Appraiser, Kolkata Customs (Port)



Mr Alok Tibrewala, Regional Chairman, PLEXCONCIL & Chairman, NEC-PLASTINDIA 2026, addressing the gathering



Dr R. Sampath Kumar, Jt. DGFT, Kolkata
Addressing the audience

A series of expert-led presentations enriched the conclave with valuable market and policy insights:

Mr. Debabrata De, GM & Head, Business Development, Haldia Petrochemicals Ltd., presented on "Plastic Processing Opportunities from Eastern Region for Exports."

Mr. Nilotpal Biswas, Regional Director, PLEXCONCIL, presented on "Global Export Opportunities of Plastic Goods."

Mr. Nitesh Mishra, Executive Officer, ECGC, spoke on "Export Promotion Role of ECGC."

Mr. Subhayu Dutta, Strategic Sales Leader, and **Mr. Sanatan Shinde**, Senior Sales Leader, Dun & Bradstreet, delivered a joint presentation on "Leveraging Dun & Bradstreet's Export Intelligence for Global Market Expansion."

Mr. Sidharth Udani, Head - Sales (East), Logistics Services, Balmer Lawrie & Co. Ltd., shared insights on "Export/Import Shipment from Eastern Region - Current Landscape & Way Forward."

The conclave concluded with a **vote of thanks delivered by Mr. Shyam Lal Agarwal, Honorary Secretary, IPF.**

The event successfully **brought together policymakers, exporters, trade facilitators, and industry leaders**, fostering dialogue and collaboration to strengthen India's position in global plastic exports.

Mr Lalit Agrawal, President, IPF
Delivering opening remarks

Section view of the audience

MEETINGS WITH VARIOUS STAKEHOLDERS

5th May 2025:

VC Meeting on Stakeholder consultation for gazette notification of the Quality Control Order of IS 13193:1992, Polyalkylene Terephthalates (PET) for moulding and extrusion, Eastern Region

The VC meeting on Stakeholder consultation for gazette notification of the Quality Control Order of IS 13193:1992, Polyalkylene Terephthalates (PET) for moulding and extrusion was organised by the Department of Chemicals & Petrochemicals under the Chairmanship of Joint Secretary (Petrochemicals). Mr Nilotpal Biswas, RD-East joined the Meeting online mode.

8th May 2025:

Meeting with Hon'ble Minister for Commerce & Industries, Shri Piyush Goyal, Northern Region

PLEXCONCIL attended the meeting chaired by Hon'ble Minister for Commerce & Industries, Shri Piyush Goyal with regard to recent FTA with UK. Shri. Arvind Goenka, Past Chairman has submitted the necessary industry inputs. Mr. Sanjay Singh, Deputy Director, PLEXCONCIL also attended the meeting.



13th May 2025:

Meeting with Mr. Sanjay Tiwari, Deputy DGFT, Govt. of India, Northern Region

PLEXCONCIL Northern Region had a meeting with Mr. Sanjay Tiwari, Deputy DGFT for a discussion on mismatch norms which results in non-filing for Advance Licence. Mr. Sanjay Singh, Deputy Director, PLEXCONCIL has represented the Council and submitted the copy of presentation.

14th May 2025:

VC Stakeholders Meeting with DCPC, Western Region

The Department of Chemicals and Petrochemicals organized a virtual stakeholder consultation to discuss making the Indian Standard IS 12701:1996 (Rotational Moulded Polyethylene Water Storage Tanks — Specification) mandatory.

Key points for discussion were as follows:

Review of IS 12701:1996 (last reaffirmed in 2006) by BIS

Importance of making the standard mandatory for public health, safety, and security

Product is currently under voluntary BIS certification – 215 domestic manufacturers are already using the BIS license. The meeting was attended virtually by key representatives, including Mr. Alok Tibrewala, Regional Chairman – Eastern Region; Mr. Sribash Dasmohapatra, Executive Director; Mr. Nilotpal Biswas, Regional Director – Eastern Region; and Mrs. Bharti Parave, Deputy Director – Head Office, Mumbai.

15th May 2025:

Meeting on CPDS Scheme, Department of Chemical, Northern Region

PLEXCONCIL Northern Region had a meeting with Mr. Sachin Nair, Department of Chemical with regard to seminar of Chemical, Plastic and Allied Products. Mr. Sanjay Singh, Deputy Director, PLEXCONCIL submitted the inputs of the members of Plexconcil.

20th May 2025:

VC Stakeholders Meeting with DCPC, Western Region

The Department of Chemicals and Petrochemicals organized a stakeholder consultation on the implementation of the Quality Control Order (QCO) for Polypropylene (PP)

★ COUNCIL ACTIVITIES

Materials for Moulding and Extrusion (IS 10951:2020) which was held virtually under the Chairmanship of the Joint Secretary (Petrochemicals).

The meeting included industry representatives/associations both producers and consumers to discuss the domestic availability of specific PP grades and possible exclusions of certain grades under the upcoming QCO. The consultation was attended virtually by Mr. Sribash Dasmohapatra, Executive Director; Mrs. Bharti Parave, Deputy Director - Head Office; and Mr. Ashok Jain from Garware Technical Fibres, one of our esteemed members.

21st May 2025: EPCAP stakeholders consultation VC meeting, Western Region

EPCAP has organized a stakeholder consultation meeting under the Chairmanship of Sh. Sanjiv, Joint Secretary, DPIIT.

The meeting was focused on discussions regarding the following Draft Quality Control Orders (QCOs):
Solvent Cement for UPVC Pipe (QCO), 2025
Synthetic Resin Adhesives (QCO), 2025

The above meeting was attended virtually by Mr. Nilotpal Biswas, Deputy Director (Eastern Region) and Mrs Bharti Parave, Deputy Director (Head office, Mumbai)

21st May 2025: Meeting with Joint Secretary Shri. Deepak Mishra, Northern Region

PLEXCONCIL Northern Region met with Joint Secretary, Shri. Deepak Mishra regarding PVC resins issue along with leather association and Past Chairman, Shri. Arvind Goenka. Mr. Sanjay Singh, Deputy Director, PLEXCONCIL made the presentation of the sector for better understanding.



26th May 2025: Meeting with District Industrial Centre, DIC-Mumbai, Western Region

A virtual meeting was held on Monday, 26th May, between representatives of PLEXCONCIL and the District Industries Centre (DIC), Mumbai. The purpose of the meeting was to explore opportunities for collaboration between PLEXCONCIL and DIC to support and benefit the plastics industry. The preliminary agenda of the meeting was to discuss the possibility of jointly organising a knowledge-sharing seminar or programme for members of the plastics industry. The discussion also included understanding various state-level schemes that could benefit PLEXCONCIL members and identifying areas for collaboration between the two organisations to deliver value through educational and promotional initiatives.

This important meeting aligns with PLEXCONCIL's long-standing mission to promote and support the Indian plastics export sector. By working together, PLEXCONCIL aims to enhance the overall impact of its initiatives and better serve industry stakeholders.



27th May 2025: Meeting with Hon'ble Minister for Commerce & Industries, Shri Piyush Goyal, Northern Region

PLEXCONCIL attended the meeting chaired by Hon'ble Minister for Commerce & Industries, Shri Piyush Goyal with regard to modern Centralized Exporter Portal. Mr. Sribash Dasmohapatra, Executive Director along with Mr. Sanjay Singh, Deputy Director, PLEXCONCIL attended the meeting.

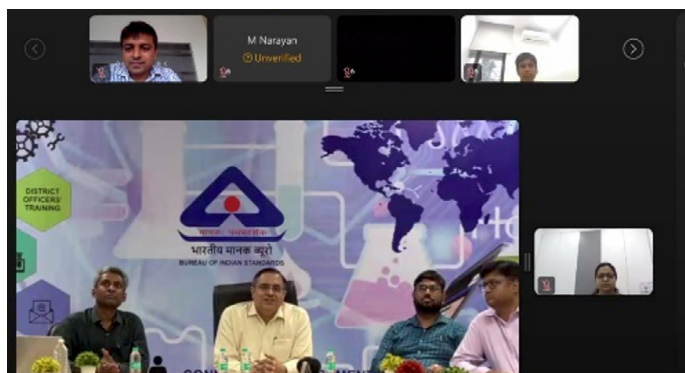
WEBINARS

27th May 2025:

PLEXCONNECT- Webinar on BIS Standards and Quality Control Orders (QCOs) for Plastic Industry, Western Region

With the objective to spread awareness about BIS Standards and Quality Control Orders (QCOs) for Plastic Industry, Plexconcil organized a webinar on 27th May, 2025, in virtual mode. Speakers of the webinar were Shri Sumit Sengar, Director and Head, BIS Ahmedabad, Shri Ishan Trivedi, Joint Director, BIS Ahmedabad and Shri Vipin Bhaskar, Joint Director, BIS Ahmedabad.

Welcome address of the webinar was given by Ms Bharti Parave, Deputy Director – Trade & Policy, Plexconcil. Webinar ended with vote of thanks by Mr. Naman Marjadi, Assistant Director, Regional Office - Ahmedabad, Plexconcil.



LIST OF REPRESENTATIONS MADE IN MAY 2025

Representation to EDI DGFT regarding assistance requested: Export shipment held due to norms mismatch in DGFT EDI system.

Representation to Department of Chemical and Petrochemical regarding request for extension of QCO on PVC Homopolymers (IS 17658:2021)

Representation to DCPC regarding request for recommendation to O/o. DCPC to extend the implementation timeline of QCO on PVC Homopolymers (IS 17658:2021)

Submission to EPCAP section regarding stakeholder consultation meeting on draft solvent cement for UPVC pipe (quality control) order, 2025 and draft synthetic resin adhesives (quality control) order, 2025

Representation to NSDL/Icegate regarding request for correction in data upload - instead of AA number, the B/E number was mistakenly entered.

Representation to DGFT, EDI Department request for Rectification of system error related to shipping bills on DGFT Portal.

SUMMARY OF EXPORTS

“The first month of the current financial year started on a positive note with India’s plastics exports posting a healthy 8.0% yoy growth, reaching USD 979 million in April 2025 compared to USD 907 million in the same month last year. Export of value-added plastic products and plastic raw materials were increased by 10.8% and 1.4% respectively. The export of human hair products also witnessed a growth of 3.5%. The value-added products which showed maximum growth in value terms were: FIBC, woven sacks & woven fabrics (22.8%), Consumer & houseware products (23.2%), Floorcoverings, leathercloth & laminates (10.3%)”

To view detailed reports for any of the previous months please visit: <https://plexconcil.org/statistics>



ANALYSIS OF INDIA'S PLASTICS EXPORT

APRIL 2025

KEY FINDINGS

India's plastics exports recorded a **healthy growth of 8% in April 2025**, aligning with the overall merchandise export growth of 9%.

This marks a rebound as plastics exports grew in April 2025 after registering negative growth in the same month for the last two consecutive years.

11 out of 13 plastics product panels showed growth during this period.

The panels which showed maximum growth in value terms were: FIBC, woven sacks & woven fabrics (22.8%), Consumer & houseware products (23.2%), Floorcoverings, leathercloth & laminates(10.3%).

According to 2024-25, out of top 50 products (HS 8-digit level), 32 products showed growth during April 2025.

EXPORT PERFORMANCE

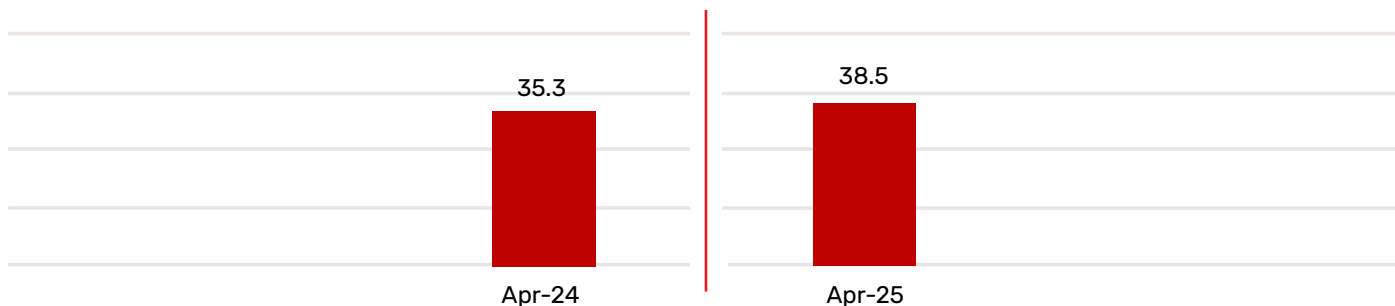
TREND IN OVERALL EXPORTS

India's overall merchandise exports grew a healthy 9.1% in April 2025 from the year ago month after growing marginally by 0.7% in March 2025. This April's growth is also higher than 2.0% growth registered in April 2024, which indicates recovery in merchandise export performance.

In the last financial year i.e. April 2024 to March 2025, India witnessed merchandise exports of USD 437.4 billion.

Exhibit 1: Trend in overall merchandise exports from India

(USD Billion)



Source: Ministry of Commerce & Industry, Government of India

TREND IN PLASTICS EXPORT

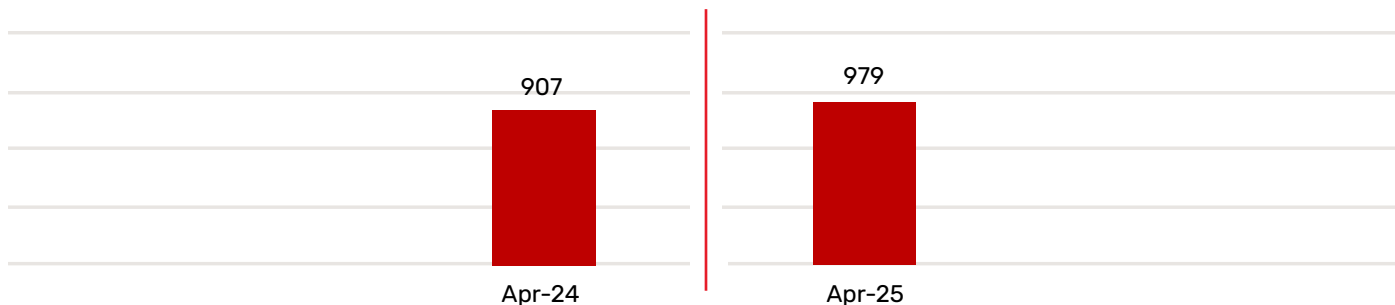
In line with the overall merchandise exports, India's plastics exports registered a healthy growth of 8%, reaching USD 979 million in April 2025 compared to USD 907 million in the same month last year.

It may be noted that India's plastics exports have grown in April this year after declining in the corresponding month of the last two consecutive years. Plastic exports declined 4% and 14% respectively during April 2024 and April 2023.

In the last financial year i.e. April 2024 to March 2025, India witnessed plastics exports of USD 12.5 billion.

Exhibit 2: Trend in plastics export by India

(USD Million)



Source: Ministry of Commerce & Industry, Government of India

PLASTICS EXPORT, BY PANEL

In April 2025, the majority of product groups (11 out of 13 panels) showed positive growth in exports. Except for plastic films and sheets and writing instruments & stationery all the panels posted gains. Notably, six panels showed double digit export growth during the period.

Prominently, exports from high volume categories such as FIBC, woven sacks & woven fabrics, Consumer & houseware products, Floorcoverings, leathercloth & laminates, Medical items of plastics, Plastic pipes & fittings, Plastic raw materials and Miscellaneous products and items nes showed strong growth. Exports from other prominent categories such as Cordage, fishnets & monofilaments, Human hair & related products, Packaging items - flexible, rigid, FRP & Composites also witnessed growth during the month.

Exhibit 3: Panel-wise % growth in plastics export by India

Sr. No	Panels	Apr-24	Apr-25	Change (%)
		Values in USD Mn		
1	Consumer & houseware products	56.9	70.1	+23.2%
2	Cordage, fishnets & monofilaments	20.0	22.3	+11.7%
3	FIBC, Woven sacks, Woven fabrics, Tarpaulin	110.0	135.0	+22.8%
4	Floorcoverings, leathercloth & laminates	52.4	57.8	+10.3%
5	FRP & Composites	39.0	39.8	+2.1%
6	Human hair & related products	49.8	51.6	+3.5%
7	Medical items of plastics	42.4	46.1	+8.8%
8	Miscellaneous products and items nes	42.8	58.7	+36.9%
9	Packaging items - flexible,rigid	52.4	54.1	+3.2%
10	Plastic films and sheets	161.7	158.1	-2.2%
11	Plastic pipes & fittings	22.3	25.6	+14.8%
12	Plastic raw materials	235.2	238.4	+1.4%
13	Writing instruments & stationery	21.9	21.6	-1.5%
		906.8	979.1	+8.0%

Source: Ministry of Commerce & Industry, Government of India

Exports of Consumer & Houseware Products grew a whopping 23%, second largest growth among 13 product panels during April 2025. This growth was driven by increase in shipments of toothbrushes (HS code 960321) to UAE; other switches (85365020) to Germany, USA & UAE and Tableware, kitchenware other household products (392490, 392410) to Nigeria, Australia and a few African countries because of strong market potential.

Exports of Cordage, Fishnets & Monofilaments grew 11.7%, the fifth highest growth among 13 panels during April 2025 led by strong growth in export of Made up knotted fishing nets of man-made textile materials (560811) to Faroe Island and the UAE.

Exports of FIBC, Woven Sacks and Women Fabrics grew 22.8%, the third largest growth among 13 panels driven by strong export performance in FIBC (630532) to USA, Germany, Belgium and sacks and bags (39232990) to the USA, Spain and other European countries because of strong demand in these markets.

EXPORT PERFORMANCE

Export of Floor Coverings, Leather Cloth & Laminates also posted doubled digit growth of 10.3% during April 2025 led by Decorative Laminates (48239019) to UK, Netherlands and so on; PVC coated fabrics (59031090) to South Africa, Mexico and USA due to favourable market condition.

Export of FRP & Composites grew 2.1% during the month under review led by Articles of plastics and articles of other Materials of Heading 3901 to 3914, n.e.s (39269099), which contributes 99% to the export volume under this category.

Export of Human Hair & related products grew 3.5% led by strong growth in Human Hair, Unworked (05010010) to Myanmar.



India posted 8.8% growth in export of **Medical Items of Plastics** led by remarkable rise in shipments of catheters and needles (901839) to the USA and Germany.

Export of Miscellaneous Products & Items nes posted the highest growth of 36.9% among all the panels driven by overseas sales of optical fibres, bundles and cables (90011000) to UK, Saudi Arabia and other markets; Polypropylene Articles (39269080) to USA.

Export of Packaging Items - flexible, rigid posted 3.2% growth led by significant rise in export of Sacks and Bags of Polyethylene (392321).



Export of Plastic pipes & fittings expanded 14.8% because of growth in shipments in other tubes pipes and hoses (391739) to Saudi Arabia and France; Tubes Pipes and Hoses of Polyethylene Rigid (391721) to Saudi Arabia.

Export of Plastic Raw Materials grew 1.4% led by significant rise in shipment of other Poly (Ethylene Terephthalate) (390769, 390761) to Oman, UAE, Turkey and other West Asian countries; Others Acrylic Polymers in Primary Forms (39069090) to South Africa, UAE and other markets.

Plastic Films and Sheets was one of the two panels that posted contraction in exports (2.2%) during the month under consideration because of significant decline in shipments of plates, sheets etc. of polyethylene terephthalate (392062); Other Self-adhesive plates etc. nes (39199090) amidst tepid demand in overseas markets.



Writing Instruments & Stationery is also one of the two panels that witnessed decline in shipments (1.5%) during April 2025. The fall in exports was led by decline in shipment of Other Ball-Point Pens with Liquid Ink (96081019) to Algeria, USA and UAE.



Exhibit 4: Details of % change seen in top 50 items of export

HS Code	Description	Apr-24	Apr-25	Growth
		Values in USD Mn		(%)
63053200	Flexible intermediate bulk containers	62.6	80.5	+28.6%
67030010	Human hair, dressed, thinned, bleached or otherwise worked	44.7	37.8	-15.4%
39269099	Other articles of plastics n.e.s	38.5	39.4	+2.5%
39232990	Other sacks and bags of plastics excl. those of polymers of ethylene	35.1	41.4	+17.9%
39021000	Polypropylene	34.0	23.0	-32.6%
39076190	Other primary form of polyethylene terephthalate	17.7	23.0	+29.8%
48239019	Decorative laminates	20.9	23.5	+12.4%
90011000	Optical fibres, optical fibre bundles and cables	15.6	23.1	+47.7%
39206220	Flexible and plain sheets and film of non-cellular polyethylene terephthalate, not reinforced, laminated, supported or similarly combined with other materials, without backing, unworked	25.0	19.7	-21.1%
39269080	Polypropylene articles	18.2	23.0	+26.7%
39069090	Other acrylic polymers, in primary forms	14.8	17.9	+20.6%
39202020	Flexible and plain sheets and film of non-cellular polymers of ethylene, not reinforced, laminated, supported or similarly combined with other materials, without backing, unworked	19.9	19.4	-2.5%
39232100	Sacks and bags, incl. cones, of polymers of ethylene	15.1	17.1	+13.3%
59039090	Other textile fabrics impregnated, coated, covered or laminated with plastics other than polyvinyl chloride or polyurethane	17.0	17.2	+1.1%
39239090	Other articles for the conveyance or packaging of goods, of plastics	15.9	16.6	+4.3%
5010010	Human hair, unworked; whether or not washed or scoured	4.9	13.5	+174.5%
39014010	Linear low density polyethylene(LLDPE)	10.7	7.7	-28.2%
39202090	Plates, sheets, film, foil and strip, of non-cellular polymers of ethylene, not reinforced, laminated, supported or similarly combined with other materials, without backing, unworked or merely surface-worked or merely cut into squares or rectangles : Other	13.3	13.4	+0.5%
90015000	Spectacle lenses of materials other than glass	13.6	14.1	+3.6%
90183930	Cannulae	10.4	12.9	+24.3%

Exhibit 4: Details of % change seen in top 50 items of export

HS Code	Description	Apr-24	Apr-25	Growth
		Values in USD Mn		(%)
39012000	Polyethylene with a specific gravity of >= 0,94, in primary forms	8.1	6.4	-20.4%
39219099	Other sheets and film of plastics, reinforced, laminated, supported or similarly combined with other materials, unworked	11.4	11.9	+5.0%
96081019	Ball-point pens	10.6	9.4	-11.1%
39199090	Other self-adhesive sheets and film of plastics, whether or not in rolls > 20 cm wide	8.6	7.4	-13.5%
56074900	Twine, cordage, ropes and cables of polyethylene or polypropylene	8.8	9.5	+8.0%
39046100	Polytetrafluoroethylene	10.2	11.4	+12.2%
54072090	Woven fabrics of strip or the like, of synthetic filament, incl. monofilament of >= 67 decitex and with a cross sectional dimension of <= 1 mm: Other	10.6	9.6	-9.3%
39076990	Other primary form of polyethylene terephthalate	7.1	10.2	+44.0%
39129090	Other cellulose and chemical derivatives thereof, n.e.s., in primary forms	8.9	10.8	+20.4%
39219094	Flexible and metallised sheets and film of plastics, reinforced, laminated, supported or similarly combined with other materials, unworked	8.5	9.4	+9.5%
39181090	Other floor coverings, whether or not self-adhesive, in rolls or in the form of tiles, and wall or ceiling coverings in rolls with a width of >= 45 cm, of polymers of vinyl chloride	6.9	6.9	+0.9%
39046990	Other fluoro-polymers of vinyl chloride or of other halogenated olefins, in primary forms	7.8	9.0	+15.1%
39241090	Other tableware and kitchenware, of plastics	8.1	9.0	+11.9%
39206919	Other sheets and film of non-cellular polyesters, not reinforced, laminated, supported or similarly combined with other materials, not worked	7.1	9.1	+28.1%
39206290	Other sheets and film of non-cellular polyethylene terephthalate, not reinforced, laminated, supported or similarly combined with other materials, without backing, unworked	8.8	6.9	-21.7%
39072990	Other polyethers n.e.s	5.3	6.8	+29.5%

Exhibit 4: Details of % change seen in top 50 items of export

HS Code	Description	Apr-24	Apr-25	Growth
		Values in USD Mn		(%)
39140020	Ion-exchangers based on polymers of heading 3901 to 3913, in primary forms: Ion exchangers of polymerisation	6.7	4.4	-33.8%
39095000	Polyurethanes, in primary forms	6.6	6.1	-7.3%
39206929	Plates, sheets, film, foil and strip, of non-cellular polyesters, not reinforced, laminated, supported or similarly combined with other materials, not worked or only surface-worked, or only cut to rectangular, incl. square, shapes	5.7	5.7	-1.0%
39204900	Sheets and film of non-cellular polymers of vinyl chloride, containing by weight < 6% of plasticisers, not reinforced, laminated, supported or similarly combined with other materials, without backing, unworked	5.0	6.0	+21.3%
96032100	Tooth brushes	5.8	7.8	+35.8%
39119090	Other polysulphides, polysulphones and other polymers and prepolymers produced by chemical synthesis, n.e.s.	5.2	6.8	+29.3%
59031090	Other textile fabrics impregnated, coated, covered or laminated with polyvinyl chloride	5.0	6.7	+35.1%
39219096	Flexible and laminated sheets and film of plastics, reinforced, laminated, supported or similarly combined with other materials, unworked	6.9	6.6	-3.6%
39201019	Other sheets and film of non-cellular plastics, not reinforced, laminated, supported or similarly combined with other materials, without backing, unworked	6.7	6.0	-10.6%
39235010	Stoppers, lids, caps and other closures, of plastics: Caps and closures for bottles	7.1	5.6	-20.4%
39011090	Other polyethylene with a specific gravity of < 0.94, in primary forms	8.3	7.0	-15.9%
39172390	Rigid tubes, pipes and hoses, and fittings thereof, of polymers of vinyl chloride: Other	4.9	4.7	-4.5%
39076930	PET flake (chip)	3.8	10.0	+163.2%
39241010	Tableware and kitchenware, of plastics: Insulated ware	4.0	5.4	+33.3%

Source: Ministry of Commerce & Industry, Government of India

Exhibit 5: Reasons for major decline in plastic products exports

HS Code	Description	Apr-24	Apr-25	Reasons
		(USD Mn)		
39021000	Polypropylene	34.0	23.0	The decline in export value is due to a drop in the product's unit price. Additionally, rising domestic demand and increased imports, since we are a net importer of this product - have contributed to the trend.
67030010	Human hair, dressed, thinned, bleached or otherwise worked	44.7	37.8	The decline in finished human hair exports is attributed to domestic shortage of raw materials, following the Government's removal of export restrictions on raw hair.
39206220	Flexible and plain sheets and film of non-cellular polyethylene terephthalate, not reinforced, laminated, supported or similarly combined with other materials, without backing, unworked	25	19.7	Decline in exports can be attributed to weak demand in key markets such as Romania and South Korea.
39014010	Linear low density polyethylene (LLDPE)	10.7	7.7	The decline in export value is due to a drop in the product's unit price. Additionally, rising domestic demand and increased imports, since we are a net importer of this product - have contributed to the trend.
39140020	Ion-exchangers based on polymers of heading 3901 to 3913, in primary forms: Ion exchangers of polymerisation or	6.7	4.4	India is a net exporter of this product. The exports were down due to reduced shipments to Saudi Arabia.
39206290	Other sheets and film of non-cellular polyethylene terephthalate, not reinforced, laminated, supported or similarly combined with other materials, without backing, unworked	8.8	6.9	Exports have declined marginally due to stiff competition from leading suppliers such as China, South Korea, Japan and USA.
39012000	Polyethylene with a specific gravity of ≥ 0.94 , in primary forms	8.1	6.4	India is a net importer of this product. Exports have fallen because of shortage of raw materials in the domestic market.
39235010	Stoppers, lids, caps and other closures, of plastics: Caps and closures for bottles	7.1	5.6	This product saw a decline in exports due to lower shipments to countries like Portugal, Algeria and China amidst weak demand in these markets.

Source: Ministry of Commerce & Industry, Government of India, Plexconcil Research



MR. YASH KHATER

**Business Development Manager
(International & Corporate Affairs)
MAHASHAKTI NARAYANI POLYTEX LLP |
INDIA**

1. What has been your journey like over the last 4-5 years.

“ I have had a fantastic journey ever since I entered this business. Coming from a business-oriented family, I have always had an inclination towards entrepreneurship, and never had any doubts or second thoughts about it. It's been roughly 3 years. In the first year, I just tried learning all the intricacies of the product, the processes and tried to get an understanding of the industry as a whole.

In the following years, I gained an understanding of market opportunities, conducted market surveys and analysed trends to eventually come up with a strategic plan to enter a new sector, get into exports & set up our corporate division. ”

2. Can you outline key milestones in your business journey and your success formula?

“ To be honest, it feels too early to call an achievement a 'milestone', because we have a very long way to go. Our company was relatively small when I stepped in, and since then, we, as a team, have worked relentlessly to expand the business and meet our targets.

Initially, we were only present in the domestic consumer market till FY 2021, following which, we expanded into the global market through exports. And very soon we also entered the government sector supplies. Through sustained effort and teamwork, we got some good breakthroughs and signed a few MOU's in the corporate sector.

Patience, hard work combined with an ethical business model, is my mantra for success. The other aspect, I am convinced about is, one should never stop working hard due to failures and rejections. Have spoken about our growth, but all of it felt sweeter after having tasted a fair share of failures. Our failures motivated me to keep working hard and not give up, which is a fundamental quality that is essential for success. ”

3. Can you share some of the global markets where you are currently exporting and in the future?

Currently, we are exporting only to Asian countries via Kuwait, Oman, Nepal, UAE, Bangladesh, etc. We began exporting in FY 2022, and are now planning to expand our exports to the US, UK, Europe, etc. At the moment, I feel India has a considerable edge, in relationship to other competing countries for plastics as good bilateral trade deals are being signed between India and the rest of the world.

UK- India Free Trade Agreement could become a major boost for us and exports from India to the UK could grow up to three times in the next 4 to 5 years. Similarly, zero tariff talks between India & US could help attract the US based retailers. As a first step towards exporting to the US, we are planning to put up an exhibition at the National Hardware Show in Las Vegas.

Lastly, I would like to add that we are continuously exploring ideas and avenues to expand in the domestic market, because there is a huge scope in consumption industry. In light of the economic growth potential of our nation and India's growing stature as a global manufacturing giant, I have a strong conviction that that the upcoming decade could be a golden period for Indian plastics. "

4. What are the various innovations that is happening in India, especially in the domain of HDPE Tarpaulin products?

Innovation and creativity are the key to long-term sustainability in any industry. With reference to our industry, we try to keep ourselves updated with the new trends in terms of design, packaging, latest manufacturing processes, technology innovations etc.

Packaging plays a very vital role in times of strong competition. It needs to be attractive, catchy, and up to date. We also keep updating our processing systems and machinery with the latest technology available. A recent innovation of ours was the discovery that HDPE Tarpaulins can also be corrosion-free by adding a new chemical during

the manufacturing process. This development was really satisfying.

UV, FR are also among the few new trends that have come into the tarpaulin market in the past few years. Sandwich lamination, paper-based coating are also some of the new technological innovations that have come up in the market recently. "

"TRADE FAIRS AND EXHIBITIONS ARE THE BEST GATEWAY TO SCALE UP AND KEEP YOURSELF UPDATED WITH THE LATEST AND MODERN TRENDS THAT MAKE THEIR WAY INTO THE MARKET."

5. How do you stay updated with industry trends?

Social media platforms, seminars and, most importantly, trade fairs are the key points of interface. Platforms like LinkedIn helps stay connected with people, colleagues, and different kinds of industry updates across the world. It's a very reliable environment for business networking where one gets the opportunity to learn about new trends and connect with relevant organisations across the world at the same time.

Trade fairs and exhibitions are the best gateway to scale up and keep yourself updated with the latest and modern trends that make their way into the market. Here you get to meet different clients and associates from different countries around the globe, each with their own specific requirements. This really helps us understand the new trends taking shape in the market.

Also, I'm an active member of different plastic associations such as IPF, PLEXCONCIL (Plastics Export Promotion Council etc.), which help us stay updated by arranging interactive sessions in the form of webinars, trade shows and direct exchange between buyers and sellers.

6. What is your outlook for manufacturing and exports in the tarpaulin sector in India?

“ The Indian manufacturing industry will see a huge gap in demand over the next few years as many of the global MNCs are either shifting their production base to India, or are looking for contract-based manufacturers in India. The major reason US & European retail giants are shifting their sourcing offices in India is due to the ease of doing business, the flexible government policies, cost-effective labour, better supply capability and good sea route connectivity among other reasons.

Plastic exports, in the tarpaulin sector to be specific, is constantly seeing YOY growth, due to these reasons, along with the volumetric sourcing which is being massively diverted towards India from its competitive nations. ”

7. Where do you see Mahashakti in the next few years, and what role do you envision for yourself in that journey?

“ There is only one goal. To see Mahashakti become a globally recognized brand in the plastics industry, and to have a distinctive brand image. When it comes to HDPE tarps, shade net, woven sacks, or HDPE pipes, Mahashakti should be the first name a person could think of, and I earnestly believe that as a team, we are strong and capable enough to achieve this target in the next 5 to 7 years.

If you ask me about my role, I'm always available to support and guide the team towards the correct source of pathway, evolve marketing strategies, come up with time-bound innovations, among other things needed in order to achieve our goal. I am very involved in export and corporate marketing, travelling for meetings, on-field visits and trade fairs. At the same time spend a considerable time, keeping an eye on the gaps & opportunities in the market, in our drive to tap new market segments. ”

8. What is your advice to aspiring entrepreneurs in plastic manufacturing industry?

“ There's just one simple advice. Focus on quality, innovation, and an ethical business model. I would urge them to keep exploring the market by doing in-person visits and meetings. This would help understand the needs and wants of the market, and would also help create a personal relationship with the customer.

Another important point is to focus on digital marketing, i.e., Social Media Marketing, content marketing & SEO-driven content, which is one of the strongest marketing mediums in today's time as it enhances reach and helps you develop brand recognition globally. ”

1. DGFT Notification No. 06/2025-26 dated May 2, 2025

The Directorate General of Foreign Trade (DGFT), New Delhi, has issued Notification No. 06/2025-26 dated May 2, 2025, announcing a prohibition on the import or transit of all goods originating in or exported from Pakistan. This directive introduces a new provision, Para 2.20A, into the Foreign Trade Policy (FTP) 2023. The newly inserted paragraph explicitly bans both direct and indirect imports or transit of goods from Pakistan, regardless of whether such goods are otherwise freely importable or permitted. The restriction takes immediate effect and will remain in place until further notice. The Government of India has cited national security and public policy concerns as the reasons for this measure. Any exception to this prohibition will require prior approval from the Government of India.

[Link to the PDF](#)

Conclusion:

This prohibition highlights India's firm stance on national security, introducing strict trade restrictions on Pakistan-origin goods, with exceptions allowed only through prior government approval until further notice.

2. DGFT Notification No. 11/2025-26 dated May 26, 2025

The Directorate General of Foreign Trade (DGFT), New Delhi, through Notification No. 11/2025-26 dated May 26, 2025, has announced the restoration of RoDTEP (Remission of Duties and Taxes on Exported Products) benefits for Advance Authorisation (AA) holders, Special Economic Zones (SEZs), and Export-Oriented Units (EOUs), effective June 1, 2025. This reinstatement enables eligible exporters to claim remission of embedded duties and taxes not otherwise refunded through existing mechanisms. The applicable rebate rates are listed in Appendix 4RE, which now includes newly aligned Harmonized System (HS) codes as per the Finance Act, 2025. This policy update is a significant step toward supporting export-oriented sectors by enhancing competitiveness and ensuring a level playing field in global markets.

[Link to the PDF](#)

Conclusion:

The restoration of RoDTEP benefits reflects the government's continued commitment to promoting exports and sustaining the growth of key sectors such as AAs, SEZs, and EOUs. Exporters are advised to review Appendix 4RE for applicable rates and compliance.

FILMS AND SHEETS OF POLYETHYLENE TEREPHTHALATE (PET)



PET films and sheets cover a wide range of products that are used for packaging food, beverages, medicines, chemicals, oil and other products. **These products are preferred inputs in packing materials because they offer water-proof and air proof qualities that preserve the shelf life of the packed products by protecting them from moisture.**

Other attractive features of PET films and sheets are that **they are lightweight in nature and hence environment friendly as they can be recycled.** PET films and sheets offer other advantages such as cost effectiveness and flexibility, which makes it easy to mould into different shapes for packaging liquid and solid products of differing dimensions. **Apart from packaging, PET sheets are also used in decorative items, electrical insulation tapes and adhesive tapes.** The product is classified under Subheading 392062 of the Harmonized System (HS) of Coding.

MARKET DYNAMICS

- 📌 Global demand for Films and sheets of PET has grown from **USD 8.5 billion in 2014 to USD 9.6 billion in 2024** at a CAGR of 1.3%.
- 📌 **In 2024, the top five exporting countries of this product were: China (16.9%), South Korea (13.2%), Japan (11.2%), Germany (6.9%), United States of America (5.7%).**
- 📌 During the year, the **top five importing countries** of this product were: **China (19.9%), United States of America (11.7%), Japan (4.8%), South Korea (4.7%) and Viet Nam (4.4%).**

INDIA'S PERFORMANCE (EXPORTS)

India's export of films and sheets of PET has **grown from USD 250 million in 2014-15 to USD 386 million by 2024-25 at a CAGR of 4.4%.** In quantity terms, India exported 201,603 tonne worth USD 323 million of this product in 2023-24. USA was the topmost destination in value terms, while Italy was the leading destination in terms of volume.

India is the **sixth largest exporter of this product after China, South Korea, Japan, Germany and USA** and its share in world exports has grown from 3.3% in 2022 to 4% in 2024. With focused efforts and trade promotion initiatives, India can overtake some of its close competitors and reclaim its peak export share of 4.4% reached in 2018.

Monthly analysis shows that on an average; **India has been exporting USD 31.8 million worth of this product to the world every month since April last year.**

In April 2025, there was a 22% decline in exports to USD 27.8 million from the month, a year ago, because of stiff competition from other suppliers.



Top 10 Destinations in value and quantity terms 2023-24

Destination Country	Value (USD Mn)	Share in total exports (%)	Destination Country	Qty. (tonnes)	Share in total exports (%)
USA	43.11	13%	Italy	19,241	10%
Italy	28.10	9%	USA	16,350	8%
Spain	20.46	6%	Spain	13,719	7%
Germany	18.51	6%	Germany	13,162	7%
Netherland	16.22	5%	Netherland	11,736	6%
Mexico	14.62	5%	Mexico	9,411	5%
China	11.64	4%	Poland	9,011	4%
Poland	11.57	4%	Bangladesh	6,844	3%
South Africa	10.75	3%	South Africa	6,592	3%
Israel	9.15	3%	Nepal	5,993	3%
Total of top 10 countries	184.13	57%	Total of top 10 countries	112,059	56%
Total of all countries	322.77	100%	Total of all countries	201,602	100%

Source: Department of Commerce, Govt. of India, Plexconcil Research

INDIA'S PERFORMANCE (IMPORTS)

India is the 14th largest importer of films and sheets of PET with a share of 1.7% in world imports. India's imports of this product grew marginally by 1.9% in 2023-24 to USD 159 million and in terms of quantity, it grew 10.6% to 69,137 tonnes compared to last FY. The major source of import in terms of quantity and value is China, followed by Thailand as the following chart shows.

Top 10 Sources in value and quantity terms 2023-24

Source Country	Value (USD Mn)	Share in total imports (%)	Source Country	Qty. (tonnes)	Share in total imports (%)
China	83.03	52%	China	30,652	44%
Thailand	16.35	10%	Thailand	11,820	17%
South Korea	11.47	7%	UAE	6,630	10%
UAE	11.44	7%	USA	6,067	9%
Germany	8.13	5%	Taiwan	5,238	8%
Taiwan	7.72	5%	Bangladesh	1,263	2%
USA	7.34	5%	South Korea	1,225	2%
United Kingdom	1.72	1%	Indonesia	1,086	2%
Vietnam	1.63	1%	Belgium	869	1%
Bangladesh	1.57	1%	Germany	573	1%
Total of top 10 countries	150.40	95%	Total of top 10 countries	65,423	95%
Total of all countries	158.56	100%	Total of all countries	69,137	100%

Source: Department of Commerce, Govt. of India, Plexconcil Research

★ PRODUCT OF THE MONTH

OPPORTUNITIES FOR INDIAN EXPORTERS

Indian firms manufacturing or trading in Films and sheets of Polyethylene Terephthalate (PET) have immense potential to export to destinations such as Australia, Canada, China, Japan, Malaysia, Philippines, Switzerland, Taiwan, United Kingdom and Viet Nam.

China is the topmost importer of this product in the world; While China imposes 6.5% MFN duty on this product, Indian exporters claim preferential duty of 4.6% under the Asia Pacific Trade Agreement (APTA).

Japan is the third largest importer of this product in the world, and it offers preferential market access at 0% duty to India under the India-Japan trade agreement and also under its GSP program for developing countries.

ASEAN countries such as Vietnam, Malaysia and the Philippines are also potential markets because Vietnam and the Philippines have eliminated duty for India under the ASEAN agreement, while Malaysia provides concessional duty of 5% under India-Malaysia CECA compared to 20% MFN duty.

United Kingdom, which is one of the top 10 importers of this product, has 0% MFN duty on this product under DCTS, which opens market opportunity for India in this country.

Indian exporters of PET films and sheets have immense market potential in **Australia** as this country has eliminated duty on this product under the India-Australia Economic Co-operation and Trade Agreement.

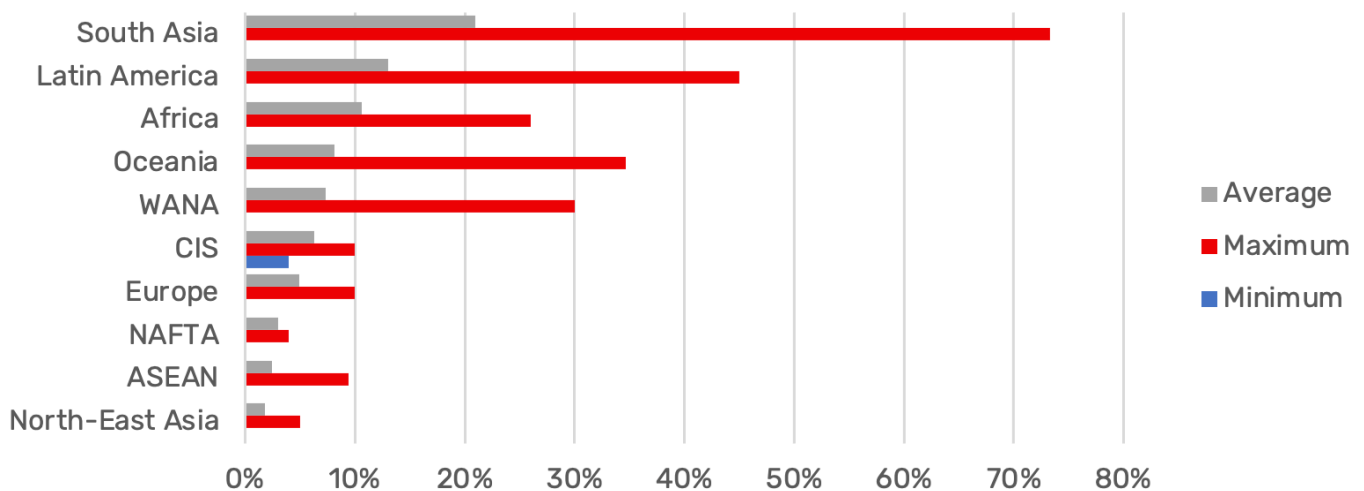
Canada and Switzerland have 0% MFN duty on this product and India has reasonable export potential for this product.

Taiwan is another market with substantial export potential for India even though the country applies 3% MFN duty on the product.

Unfortunately, some countries in South Asia, Latin America and Africa region do not accord any preferential treatment to Films and sheets of Polyethylene Terephthalate (PET) imported from India due to which the average customs duty faced on this product is high.



Effective tariff applied by various regions on import of Films and sheets of Polyethylene Terephthalate (PET) from India



Source: Market Access Map, Plexconcil Research



THREE STAR EXPORT HOUSE

19




2014 & 2021

★ ★ ★ Three Star Export House

MR. S. NARAYANASWAMY

Head of International Business, Shibaura Machines



1. Your company was established in 1875 with head-quarter in Japan and today it has presence across Asia, Latin America and North America. Share with us your experience in the Indian market and highlight some of the key milestones in your Indian business.

Shibaura Machine has been present in the Indian market for nearly two decades, steadily earning a strong reputation for precision engineering and reliable after-sales support. A key milestone has been the commissioning of our second manufacturing facility in Chennai, where we now produce next-generation all-electric injection moulding machines and models with clamping forces up to 13,000 kN. We are also poised to enter the segment of extra-large tonnage machines. This marks a significant step in our “Make in India, Serve the World” strategy, aligning with the Atmanirbhar Bharat initiative and global quality standards. ”



Our Second Manufacturing Facility in Chennai

2. How can MSME plastic manufacturers in India benefit by deploying your machineries on their factory floor?

Our machines offer high precision, energy efficiency, and consistent reliability—ideal for MSMEs looking to optimise production costs, improve product quality, and reduce downtime. With compact footprints and advanced control systems, our machines are easy to integrate even

in space-constrained setups. Backed by Japanese engineering, they are built to deliver long-term performance with minimal maintenance. In the supply side we have about 90% of our domestic supplies coming from MSMEs with whom we partner to improve key parameters of QCD to meet global standards. ”



High Precision, Energy Efficient and Reliable

3. In USA, you have an in-house financing division, TMAC, that provides purchase financing for MSMEs buying your machineries. Do you have similar financing facility for Indian MSMEs? If so, can you highlight the key terms of this financing?

In India, we partner with reputed NBFCs and banks to provide competitive financing solutions to MSMEs. Typically, these include up to 85% financing, tenures ranging from 3–5 years, and minimal collateral requirements. We are actively working to simplify documentation and extend customised schemes to ease the capital investment journey for our customers. ”

4. Please share some of the salient technology innovations that Shibaura has brought in the field of moulding and extrusion machines. Which are the product categories your machines are mostly used.

Shibaura Machine has led innovations in all-electric servo-driven injection moulding, multi-material and sandwich moulding (for PCR use), LSR moulding, Thermoset Injection moulding and real-time AI-based process monitoring. Our machines are widely used across packaging, automotive, medical, writing instruments, and electrical industries—serving applications from small precision parts to large structural components. ”

“SUSTAINABILITY IS BUILT INTO OUR DESIGNS.”

5. Are you looking at any particular strategies to get small and medium enterprises to invest and deploy advanced machines in their production facilities. What are some of the challenges?

“ We regularly conduct technical workshops, webinars, offer mold trials at our demo centre, and provide ROI-based proposals to help MSMEs justify investments. Key challenges include limited technical awareness, initial cost sensitivity, and hesitancy towards automation. Our local support teams work closely with customers to ensure smooth adoption and operational success. ”

6. How does your company support your clients in adopting sustainability standards in plastics manufacturing?

“ Sustainability is built into our designs—our all-electric machines consume up to 80% less energy than hydraulic models. We promote use of bioplastics, support PCR material processing, and encourage low-waste molding practices. Our demo center will also showcase best practices in energy management and scrap reduction. ”

7. India has signed free trade agreements with UAE, UK and is negotiating such agreements with USA, Oman, EU and other countries to promote exports. Do you also export products manufactured in India? What is your plan to transform your India facility into a global manufacturing hub?

“ We export machines manufactured in India to over 40 countries across Africa, the Middle East, and Southeast Asia. We are now entering Europe and the U.S. with our new series, starting at the K Show this October. ”

“ Our latest plant expansion strengthens India’s role as a strategic manufacturing and export hub within the Shibauro Machine global network. ”

Our Latest Plant Expansion

8. What are the policy challenges related to taxation, labour or environment compliance faced by your organisation in India. Do you have any suggestions for central and state governments to promote ease of doing business?

“ Challenges include meagre export incentives compared to our competitors in China. They enjoy cheap working capital and much larger export benefits. Easing of export procedures, Integrating banking channel to aid exports and streamlining factory expansion approvals within India would significantly enhance India’s manufacturing competitiveness. Some of it lies with central govt and a few with the states. Joint action is required in this front. ”

PET Series Machine



Die Casting Machine



High Technology Machines

UNION TERRITORY:

DADRA AND NAGAR HAVELI AND DAMAN AND DIU

UNION TERRITORY PROFILE

Dadra and Nagar Haveli and Daman and Diu, located on the western coast of India, is a union territory formed by the merger of two distinct regions in 2020. It shares borders with the states of Gujarat and Maharashtra and has a combined area of 603 sq. km. **Though small in size, the territory holds strategic significance due to its coastal access along the Arabian Sea and its proximity to key industrial corridors.** It consists of three districts and has emerged as a prominent industrial and tourism destination.

Economically, the union territory contributes actively to India's manufacturing sector, particularly in chemicals, plastics, pharmaceuticals, and textiles. **It has a strong base of micro, small and medium enterprises (MSME) and benefits from investor-friendly policies and infrastructure.** Agriculture also plays a supporting role, with crops like paddy, sugarcane, and fruits. The territory is known for its beaches, colonial heritage, and hospitality sector, drawing tourists year-round. With its growing industrial base and cultural appeal, Union Territory of Dadra and Nagar Haveli and Daman and Diu continues to strengthen its role in India's economic and social fabric.

OVERVIEW OF THE PLASTICS INDUSTRY IN UNION TERRITORY OF DADRA AND NAGAR HAVELI AND DAMAN AND DIU

The Union Territory of Dadra and Nagar Haveli and Daman and Diu has solidified its position as a major contributor to India's plastics industry, ranking third in the country for plastics exports in the financial year 2023-24. With export values reaching USD 1.2 billion and commanding a market share of 10.0%, **the Union Territory has emerged as a key national player in the sector, following closely behind Maharashtra and Gujarat.** This achievement underscores the region's robust industrial infrastructure, investor-friendly policies, and skilled workforce, which have collectively propelled it into the forefront of India's plastics manufacturing and export landscape. Its consistent growth reflects a dynamic industrial base and a strong commitment to global trade competitiveness.



UNION TERRITORY PROFILE

Panel wise, exports from Union Territory of Dadra and Nagar Haveli and Daman and Diu for the past two years.

Product Panels	2022-23	2023-24	Growth
	(USD Million)		%
Consumer & Houseware Products	136.9	131.9	-3.6%
Cordage, Fishnets & Monofilaments	25.6	20.3	-20.6%
FIBC, Woven Sacks, Woven Fabrics, Tarpaulin	157.7	154.1	-2.3%
Floorcoverings, Leathercloth & Laminates	64.3	109.1	+69.9%
FRP & Composites	115.1	130.9	+13.7%
Miscellaneous Products & Items Nes	290.6	147.6	-49.2%
Packaging Items - Flexible, Rigid	163.7	161.4	-1.4%
Plastic Films & Sheets	127.5	107.4	-15.7%
Plastic Pipes & Fittings	9.6	7.5	-21.6%
Plastic Raw Materials	220.9	134.1	-39.3%
Writing Instruments & Stationery	47.3	49.2	+4.0%
	1,359	1,154	-15.1%

Source: DGCIS, Plexconcil Research

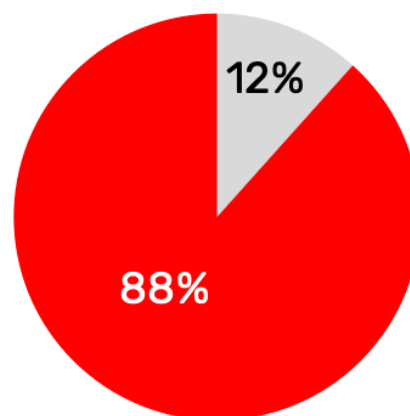
Plastics exports during FY 2023-24 was valued at USD 1.2 billion as against USD 1.4 billion during the same period last year.

Positive Growth in Key Product Panels: Several product panels demonstrated resilience and reported growth in exports during FY 2023-24. **Notable among these was Floorcoverings, Leathercloth & Laminates with 69.9% growth.** Additionally, FRP, writing instruments & stationery grew at 13.7% and 4.0% respectively.


Challenges in Specific Segments: Despite the strong performance in several product panels, some segments faced challenges such as Cordage, Fishnets & Monofilaments, Miscellaneous Products and Items Nes, Plastic Films & Sheets, Plastic pipes & fittings and Plastic Raw Material. All of them witnessed a decline in export growth.

TOP 10 ITEMS OF PLASTICS EXPORT FROM UNION TERRITORY OF DADRA AND NAGAR HAVELI AND DAMAN & DIU.

During FY 2023-24, exports from Dadra & Nagar Haveli and Daman & Diu primarily comprised of value-added plastic products.



➤ Value-added plastics
➤ Plastic raw materials



★ UNION TERRITORY PROFILE

Union Territory of Dadra and Nagar Haveli and Daman and Diu's top 10 export items collectively highlight the Union Territory's strong position in exports of plastics products. These products, valued at USD 795 million, account for a significant share of the union territories total plastics exports during this period.

Below are the top exporting plastics products:

Product description (HS Code)	Value of Exports (US\$ Mn)
Articles of plastics and articles of other materials (39269099)	130.9
Optical fibres (90011000)	115.6
Textile fabrics impregnated with plastics (59039090)	107.5
Sacks and bags of ethylene (39232100)	101.5
Flexible intermediate bulk containers (63053200)	98.8
Polyethylene (39011090)	72.5
Tableware and kitchenware of plastics (39241090)	57.0
Ball-point pens (96081019)	39.0
Articles for the conveyance or packaging of goods of plastics (39239090)	36.5
Sacks and bags of plastics (39232990)	36.1

Source: DGCIS, Plexconcil Research

BOOSTING THE UNION TERRITORY OF DADRA AND NAGAR HAVELI AND DAMAN AND DIU'S EXPORT SECTOR.

The Union Territory (UT) of Dadra and Nagar Haveli and Daman and Diu is emerging as a significant player in India's export economy through the strengthening of its industrial ecosystem, strategic geographic positioning, and targeted policy support. With a strong presence of manufacturing units—especially in plastics, pharmaceuticals, textiles, chemicals, and electronics—the UT has the potential to become a key export hub along India's western coast.

Efforts are being directed toward enhancing port infrastructure, improving connectivity through road and rail networks, and facilitating ease of doing business for export-oriented industries. The UT administration is actively promoting Micro, Small, and Medium Enterprises (MSMEs), encouraging innovation and value addition in products to improve global competitiveness.

This focus on export development is expected to:

🔴 Create Employment Opportunities:

Expanding exports will generate jobs across manufacturing, logistics, and services sectors, significantly contributing to socio-economic upliftment in the region.

🔴 Drive Industrial Development and Technological Innovation:

Export-led growth will stimulate industrial expansion, attract investment, and push enterprises toward the adop-

tion of modern technologies - **boosting productivity, efficiency, and sustainable practices.**

With a blend of industrial strength and policy thrust, Dadra and Nagar Haveli and Daman and Diu are well-positioned to rise as a dynamic export zone contributing to India's economic growth.

PLEXCONCIL OFFICE FOR DADRA & NAGAR HAVELI AND DAMAN & DIU

PLEXCONCIL has **65+ members from the Union Territory of Dadra & Nagar Haveli and Daman & Diu.**


It maintains an office in Mumbai, Maharashtra to cater to the members based in Dadra & Nagar Haveli and Daman & Diu.

THE PLASTICS EXPORT PROMOTION COUNCIL

Dynasty Business Park, Ground Floor, B-Wing, Office No. 2, Chakala, Andheri East, Mumbai, Maharashtra 400 059

Phone: +91-22-4017 0000

Email: office@plexconcil.org



UNITED KINGDOM

ECONOMIC OVERVIEW

United Kingdom is located in Western Europe, it spans 243,610 square kilometers and is home to a population of 68.4 million. Its economy is underpinned by a dynamic blend of sectors, with services, manufacturing, construction, and tourism forming the backbone of national output. The services sector, encompassing finance, retail, entertainment, and more—dominates the economic landscape, contributing approximately 80% to the country’s GDP. Meanwhile, manufacturing and construction col-

lectively account for around 16%, highlighting their continued relevance. In 2024, the UK economy recorded a steady GDP growth rate of 1.1%, reflecting resilience amid a challenging global environment.

As of May 26th, 2025, the United Kingdom holds firm investment-grade credit ratings, with Moody’s assigning an Aa3 (Stable) outlook, S&P reporting AA (Stable), and Fitch maintaining an AA- (Stable) rating.

Economic Indicators		2022	2023	2024
Nominal GDP	USD Billion	3,125	3,382	3,588
Nominal GDP per Capita	USD	46,103	49,648	54,423
Real GDP growth	%	4.8	0.3	1.1
Total Population	Million	67.8	68.1	68.4
Average Inflation	%	9.1	7.3	2.6
Total Merchandise Export	USD Billion	530	519	512
Total Merchandise Imports	USD Billion	816	791	815

Source: IMF, Trade Map



COUNTRYSCAPE

The United Kingdom is a member of the Comprehensive and Progressive Agreement for Trans-Pacific Partnership (CPTPP), a major trade group that helps boost trade with countries across the Asia-Pacific region. United Kingdom also has separate FTAs with Canada, Japan, Kenya, Mexico, New Zealand, Singapore, Türkiye and Viet Nam. Recently, the UK and India signed a Free Trade Agreement, which is expected to strengthen economic ties and bring significant benefits to both countries, including increased trade, investment opportunities, and job creation.



TRADE OVERVIEW

India and the United Kingdom share a strong and friendly relationship, marked by vibrant economic, commercial, and business relations. **Bilateral trade between India and the United Kingdom reached USD 23.1 billion in the FY 2024-25.** During the year India's exports to the United Kingdom were valued at USD 14.5 billion while India's imports from the United Kingdom were valued at USD 8.6 billion.

The major items of export (2-digit HS) from India to the United Kingdom are Smartphones (USD 2.1 billion), Aluminum scrap (USD 1.7 billion) and Aviation turbine fuels (USD 1.3 billion). The major items of import (2-digit HS) from the United Kingdom to India are Natural or cultured pearls (USD 2.3 billion), turbo jets (USD 1.6 billion) and Iron & Steel (USD 383 million).

During 2024-25, for products that come under the purview of PLEXCONCIL, the trade is in favor of India with exports of USD 509 million to the United Kingdom while imports from the United Kingdom stand at USD 159 million.

The major items of export to the United Kingdom are:

- 🔴 Plastic films and sheets (18.4%),
- 🔴 FIBC, Woven sacks, Woven fabrics, Tarpaulin (18.2%),
- 🔴 Packaging items - flexible, rigid (10.1%).

The United Kingdom's annual plastic imports are valued at USD 34 Billion approximately. Its plastic imports are largely catered to by China (23.3%), Germany (11.6%) and USA (10.0%), India's market share in the United Kingdom plastics imports stands at 1.9%.

EXPORT POTENTIAL FOR INDIA

Based on our Internal research, India's export of PLEXCONCIL member products to the United Kingdom has the potential to grow by USD 9 billion. Details of product panels and their Export potential to the United Kingdom is provided below.

Product Panel	United Kingdom's import from India	United Kingdom's imports from world	India's export to world	Trade Potential
	USD Million	USD Million	USD Million	USD Million
Plastic raw materials	36.8	7,039.2	3,221.8	2,577.0
Plastic films and sheets	89.8	4,264.2	2,006.4	1,617.6
Consumer & houseware products	112.7	8,676.5	1,659.2	1,516.5
Medical items of plastics	48.5	4,925.0	1,224.6	1,176.1
Packaging items - flexible, rigid	51.2	2,285.7	677.2	626.0
FIBC, Woven sacks, Woven fabrics, Tarpaulin	91.1	475.7	1,507.9	385.4
Floorcoverings, leathercloth & laminates	32.6	933.1	958.1	347.3
Plastic pipes & fittings	10.4	766.3	331.2	291.1
Masterbatches	25.2	371.8	1,333.9	248.7
Writing instruments & stationery	5.2	314.0	271.9	190.5

Source: Trade Map 2024 (Plexconcil Research)

The plastics industry is evolving at a rapid clip. With an increasing demand for environment friendly productions, newer technology and innovations are reshaping how plastics are designed, produced, and utilized. Whether it is bio-degradable & recycled plastics, or smart data driven manufacturing or more and more stringent compliance requirements, or advancements in polymer chemistry, the industry is going through a process of transformation.

Here are a few of the cutting edge global trends and innovations shaping the future of the Plastics Industry.

SMART PLASTICS: How Data Intelligence Is Reshaping Production

Source: Plastics Engineering

Across the manufacturing spectrum data is bringing in tectonic shifts in productivity and output. The Plastics industry is no different. Data has changed from a resource to a crucial driver in manufacturing in the plastics industry. According to McKinsey adding data intelligence to production can cut costs by 20% and boost efficiency by up to 30%.

| Data: The Engine of Efficiency

Plastic manufacturing generates a substantial amount of data. To get the most out of it, you need a clear strategy. Many companies still make decisions based on assumptions rather than precise data.

Defining key performance indicators (KPIs) such as waste, traceability, and production efficiency helps optimize processes. Sharing this data across all company levels facilitates informed decision-making and helps prevent disputes. "When data are clear and accessible, it strengthens objectivity," says Zlatic.

| Traceability and Sustainability

Companies must closely monitor materials in plastic packaging. This is particularly crucial in the food and pharmaceutical industries, where quality and origin are paramount. Environmental regulations are becoming more stringent. Understanding how plastics are made and recycled helps us follow rules and care for the environment.

Data analysis helps combat greenwashing. It also gives reliable information on recyclable materials. This helps companies adhere to rules and enhance their reputation. Sustainability is gaining importance in the market.

Technology and AI in Manufacturing

Tools for collecting and analyzing data can now connect manufacturing to artificial intelligence.

Many companies still use old ERP systems. These systems limit their ability to analyze data. Manufacturing Execution Systems (MES) connect modern machinery to centralized data systems.

“MES combines old and new equipment. It gathers important data on efficiency, production speed, and waste,” says Zlatic.

Investing in Data

Many companies have advanced machines, but they fail to utilize their full potential. Zlatic warns, “If a machine costs thousands of dollars each hour, you must know if its use is efficient.” Without this information, companies waste resources and hinder their ability to achieve continuous improvement.

The plastics industry must use data to improve efficiency and sustainability. Beyond improving production, this allows for regulatory compliance, cost reduction, and maintaining competitiveness.

NEXT GEN PACKAGING: Edible and Protein Based Films

Source: *Plastics Engineering*

Protein-based films hold promise as the next generation of edible packaging, with the ability to encapsulate and release bioactive compounds. It revolutionizes sustainable food protection by eliminating the need for waste collection, processing, and recycling. Unlike traditional plastics, these materials naturally degrade and are safe for consumption, significantly reducing their environmental impact.

Protein Based Films

Protein-based films excel in coating and packaging applications due to their strong intermolecular interactions. Their excellent solubility, diverse molecular weights, and specific isoelectric points enable the creation of durable, flexible, and functional films.

Bioactive Compound Delivery

These films also stand out for their ability to carry and release bioactive compounds such as probiotics, prebiotics, and phenolic compounds. Their unique molecular structure encapsulates these compounds effectively, promoting intestinal health and boosting immune response. This multifunctional approach to food packaging supports both health and sustainability.

Encapsulation Methods are Key

Researchers have addressed encapsulation challenges by applying multiple methods to integrate bioactive compounds into the film matrix. By carefully controlling processing, storage, and delivery conditions, they ensured compound stability and functionality.

Without proper encapsulation, these compounds would degrade, reducing their health benefits.



Bio-active compound delivery

Limitations

Despite their potential, protein-based films face challenges. Their hydrophilic nature limits water resistance, making them unsuitable for certain food applications. They also exhibit mechanical weaknesses compared to synthetic plastics, raising durability concerns. Additionally, scalability and cost-effectiveness hinder their commercial adoption.

Future Directions

Innovations in protein modification and nanotechnology offer solutions to these issues. By integrating proteins with biopolymers or nanoparticles, researchers can enhance water resistance, mechanical strength, and the controlled release of active compounds.

Making a 'POSSIBLY RECORD-BREAKING' PET BOTTLE

Source: *Plastic News*

A collaboration between KHS Group and Husky Technologies Inc. has dramatically lowered the amount of resin needed to make a PET bottle. The two companies are not saying the breakthrough creates the world's lightest bottle for still beverages, but they are also not saying it hasn't.

"Not only the weight but also the time in which the project was implemented are possibly record-breaking," said Fabian Osterhold, a KHS packaging designer, in a statement.

KHS, based in Dortmund, Germany, makes filling and packaging systems for beverages and liquid food, and Husky makes injection mold machinery with headquarters in Bolton, Ontario.

Together, they developed a 20-ounce, or 591-milliliter, PET container that weighs 5.89 grams, a decrease of 30 percent compared with what is common for similar light-weight bottles, the companies said.

KHS first signaled a desire to create a lower-weight bottle in 2017 with the introduction of a project called Factor 100 that sought to study the feasibility of creating a 500-milliliter bottle weighing 5 grams. In what is now being called Factor 101, the two companies have created a 20-ounce bottle with the same eye towards cutting resin consumption.

★ GLOBAL TRENDS & INNOVATION

But bottle design is not the only factor involved in creating the new lighter-weight container.

Husky, the injection molding equipment maker, is known for having a keen focus on the manufacture of preforms. These preforms are essentially smaller bottle blanks that are heated and then blow molded into bottles that are then filled by beverage companies.

“Factor 101 is an excellent example of how we’re combining Husky’s engineering expertise in preform manufacturing with our proficiency in bottle design and production. Our joint aim is to produce a high-quality, high-performing, lighter weight result than either of us could do working on our own,” said Frank Haesendonckx, the head of stretch blow molding technology at KHS, in a statement.

Just over a year ago, Coca-Cola Co. announced single-serve bottles in United States and Canada were being redesigned as part of a focus on weight reduction. A key element to lightweighting PET bottles involves the container’s ability to withstand pressure from weight created when bottles are stacked.

The average weight of PET beverage containers have decreased over time as a years-long effort to cut resin use continues. The approach is valued as not only a cost savings but also for environmental benefits.



Innovations in PLASTIC RECYCLING

Source: Waste Managed

Plastic waste has become an urgent global challenge, necessitating innovations in plastic recycling and repurposing. From ecobricks to plastic roads and 3D printed furniture, these innovations demonstrate the transformative power of creative solutions in tackling the plastic waste crisis.

| Plastic Roads

Plastic roads are another remarkable innovation that addresses both plastic waste and the challenges of traditional road construction.

These roads incorporate recycled plastic waste into the asphalt mix, reducing the need for virgin materials and extending the lifespan of the pavement. They provide a more durable and flexible road surface, resist cracks and potholes, and reduce the carbon footprint of road infrastructure.

Plastic roads are already being successfully implemented in various countries, demonstrating their potential as a sustainable solution for our transportation networks.




| 3D Printed Furniture

Furniture, home decor, and artistic pieces can now be created using recycled plastic materials. For instance, The New Raw has developed urban furniture such as park benches out of plastic waste.

Through the use of plastic filament made from recycled plastics, 3D printing enables the production of customizable and sustainable designs. It reduces the demand for new raw materials and offers an environmentally friendly alternative to traditional manufacturing processes.

Moreover, it highlights the creative potential of recycling, allowing for unique and innovative products to be made from what was once considered waste.



BIO-DEGRADABLE PLASTICS FROM BROKEN RICE. Bhavishya Plast Secures 2 Cr From Shark Tank India.

Source: youragristory.in

Kolkata-based biodegradable plastics startup Bhavishya Plast, secured a remarkable deal on Shark Tank India. When Pallavi Luharuka, the founder of Bhavishya Plast, arrived to present her biodegradable plastic, the sharks engaged in a full-scale bidding war to become her partner.

Pallavi's startup, Bhavishya Plast, uses agricultural waste to make environmentally friendly bioplastic. The material has potential for use in a variety of sectors and is resistant to heat and water. She also sells environmentally friendly paints and lubricants.

When Pallavi disclosed that the invention was a happy accident, found while working on a project with Jadavpur University to turn leftover rice into ethanol, the panel was captivated. Her innovative plastic now uses the same trash as its source material. Anupam Mittal and Namita Thapar were clearly in awe.

Pallavi Luharuka further informed the panel that the company has submitted a PCT in 140 countries and an Indian patent for its concept. After that, she showed the sharks examples of her products, and they were astounded by her self-assurance, clarity, and presentation abilities.



Photo Credit: Shark Tank India

INDIA MANDATES BARCODES FOR PLASTIC PACKAGING FROM JULY 2025.

Source: Packaging Gateway

India mandates barcodes for plastic packaging from July 2025. The latest regulations on barcode information come with heavy penalties for noncompliance.

India's Environment Ministry has mandated that from 1 July 2025, all plastic bags and multilayered packaging in the country must include a barcode or QR code.

These codes will detail the product's thickness and manufacturer's name, aiding in the enforcement of the domestic Plastic Waste Management Rules, 2016. The Plastic Waste Management Rules require plastic waste generators to take steps to reduce plastic waste, avoid littering, ensure segregated storage at source, and dispose of segregated waste in line with the regulations.

According to a Times of India report, that legislation is the foundation for the country's efforts to manage plastic waste responsibly.

The latest regulations on barcode information come with stringent penalties for noncompliance. According to section 15 of the Environment (Protection) Act, 1986, violations can result in imprisonment of up to five years, fines of up to Rs100,000 (\$1,156), or both.

Earlier this month, the Indian Institute of Technology-Madras launched a new initiative aimed at developing zero-waste bioplastics.



PLASTIC CREDIT MARKET TO GROW 70% WITH NEW RECYCLING RULE.

Source: *Economic Times*

India's plastic credit market could grow to \$1.67 billion by 2030 from \$982 million now, bolstered by the mandate under the extended producer responsibility (EPR) for plastic producers, importers and brand owners to use recycled content in their plastic packaging, say industry experts.

They also flagged challenges in the procurement of plastic for recycling and issues with the price discovery mechanism in the credit market.

Organisations can buy and sell plastic credit, a tradable unit representing the collection and recycling of plastic waste.

The mandate to use recycled content in plastic packaging came into effect on April 1 this year. "The trajectory of the plastic credit market will mirror the rapid growth in plastic recycling services," said Saunak Saha, partner, Climate Change and Sustainability Services at EY India.

"As per the Plastic Credit Market Forecast of 2024, the Indian plastic recycling services market is projected to be valued at approximately \$1.67 billion by 2030, growing at a CAGR of 14.5%," he said.

As part of plastic waste management rules under the EPR, recycled content should comprise 5-30% of the total plastic packaging of a plastic producer, importer or brand owner in the first year, depending on the plastic category.

This portion of recycled content they must use will increase to 10%-60% by FY29. "It's a big positive; the mandate has expanded the market for recyclers, incentivising industry to thrive," said Rashi Agrawal, chief business officer at Banyan Nation, a plastics recycling company.

SINGLE-USE FOOD, BEVERAGE PACKAGING FORMS 84% OF HIMALAYAN PLASTIC WASTE.

The Zero Waste Himalaya Alliance was formed to combat the crisis in the eco-sensitive region.

Source: *The Hindu*

Single-use food and beverage packaging forms more than 84% of the plastic waste in the eco-sensitive Himalayan region, an anti-waste collective of NGOs has found. According to the Zero Waste Himalaya Alliance, about 70% of the plastics collected from across the Himalayan belt from Ladakh to Arunachal Pradesh are non-recyclable and have no market value.

The alliance was initiated by the Zero Waste Himalaya, an organisation based in Sikkim’s Gangtok, and the Integrated Mountain Initiative based in Uttarakhand’s Dehradun.

The two organisations have been spearheading The Himalayan Cleanup (THC), one of the biggest movements against plastic pollution in the Indian Himalayan region, since 2018. The Bir convergence of anti-plastic groups was held a month before their annual plastic waste collection from May 26-30.

BEYOND RECYCLING

A report released by THC said the 2018 waste collection exercise was conducted at more than 250 sites by volunteers of 200 organisations. In 2024, more than 15,000 members of 350 organisations collected plastic waste from 450 locations.

Among the nine Himalayan States targeted in 2025, Sikkim generated the most trash items. A total of 53,814 (44% of the total) pieces of litter were audited across 86 sites. This was followed by West Bengal’s Darjeeling with 36,180 items audited across 37 sites.

The volunteers in Ladakh picked up and audited 11,958 pieces of trash across 18 sites. Nagaland and Uttarakhand followed Ladakh to take the fourth and fifth spots.

OTHER SALIENT FEATURES OF THE REPORT

9	Exercise across the nine States.
1,21,739	Pieces of trash.
1,06,857	Were plastic. Mostly single use. Across 6 categories.
84%	Of the plastic waste was food and beverage packaging.

The report further said that the alliance will call for mountain-sensitive policies, increased resource allocation, and urgent attention to the intersection of waste with climate, food security, and biodiversity in the Himalayan region. This year, organisations from Bhutan and Nepal have joined the campaign for a cleaner Himalayan region.

Within food packaging

71% of the plastic waste was non-recyclable. THC2022 and THC2023.

72%
77%

Of all plastic collected was non-recyclable, mainly, multi-layered plastics and tetrapack.

INDIA DEVELOPS BIODEGRADABLE TAX STAMP TO REDUCE PLASTIC USE IN LIQUOR LABELING.

Source: Economic Times

India has developed a new biodegradable tax stamp to replace plastic-based security labels widely used in the country's liquor industry. A new tax stamp made from biodegradable engineered paper has been introduced by the National Research Development Corporation (NRDC), which works under the Ministry of Science and Technology. The stamp is plastic-free and includes tamper-evident layers, QR codes, high-security inks, and holographic features. It is already being used in Ladakh and is expected to be adopted more widely in India. The move, aims to reduce plastic use and support

India's sustainability goals. With over 30 billion tax stamps used each year— mostly made from polyester—this shift could significantly cut plastic waste while strengthening security in excise labeling.

"We have already supplied over 1 crore 'green' labels (tax stamps) to Ladakh and are currently supplying more than 4 crore such labels each quarter to the Uttarakhand government. NRDC is also the nodal partner of (World Intellectual Property Organisation) WIPO Green."

The biodegradable stamp is part of a broader national policy shift. Under Prime Minister Narendra Modi, India has increased efforts to integrate green technologies across sectors. Programmes such as Make in India and Atmanirbhar Bharat are now being aligned with eco-friendly product development.

"Biodegradable tax stamp developed by NRDC is a part of India's initiation into regenerative economy which is going to be an essential component of the next industrial revolution," said Union Minister of State for Science and Technology Dr. Jitendra Singh.



PLASTIC EXPORTS FROM INDIA 2024-25

A SNAPSHOT

India's plastics industry is well-positioned to achieve a projected **12% growth** in exports for **FY 2025-26**.



INTERNATIONAL EXHIBITIONS

Sr. No.	Event Name	Date	Month	Year	City	Country
1	3D Print Congress & Exhibition - Lyon	03-05	June	2025	Lyon	France
2	Hanoiplas	04-07	June	2025	Hanoi	Vietnam
3	BIO!PAC 2025 Conference	05-06	June	2025	Online Event	
4	Agritec Africa 2025	11-13	June	2025	Nairobi	Kenya
5	Rosupack 2025	17-20	June	2025	Moscow	Russia
6	Interplas Thailand 2025	18-21	June	2025	Bangkok	Thailand
7	Plastech Vietnam	25-27	June	2025	Ho Chi Minh City	Vietnam
8	Hanoi Print Pack	02-05	July	2025	Hanoi	Vietnam
9	Cambo Plas Print Pack	13-16	August	2025	Phnom Penh	Cambodia
10	Propak Indonesia 2025	27-29	August	2025	Jakarta	Indonesia
11	4th Pha World Congress - 2025 (Hybrid)	03-04	September	2025	Dusseldorf	Germany
12	Propak West Africa 2025	09-11	September	2025	Lagos	Nigeria
13	Vietnam Print Pack	10-13	September	2025	Ho Chi Minh City	Vietnam
14	PRS Middle East & Africa 2025	15-17	September	2025	Dubai	UAE
15	Vietnam Plas 2025	17-20	September	2025	Ho Chi Minh City	Vietnam
16	Plastex Uzbekistan	23-25	September	2025	Tashkent	Uzbekistan
17	Powtech 2025	23-25	September	2025	Nuremberg	Germany
18	K-2025	08-15	October	2025	Dusseldorf	Germany
19	Bioplastics Business Breakfast K'2025 (Hybrid)	09-11	October	2025	Dusseldorf	Germany
20	Expo Cihac	15-17	October	2025	Ciudad De Mexico	Mexico
21	Mexi Mold	22-23	October	2025	Queretaro	Mexico
22	Myanmar Plas Print Pack	16-19	December	2025	Yangon	Myanmar
23	Plastex Egypt	11-16	January	2026	Egypt	Egypt

★ WHY BECOME A PLEXCONCIL MEMBER? ★



Established since 1955, the Plastics Export Promotion Council, PLEXCONCIL, is sponsored by the Ministry of Commerce and Industry, Department of Commerce, Government of India. **PLEXCONCIL is a non-profit organization representing exporters from the Indian plastics industry and is engaged in promoting the industry exports.**

The Council is focused on achieving excellence in exports by undertaking various activities and initiatives to promote the industry. The Council undertakes activities such as **participation at international trade fairs, sponsoring delegations to target markets**, inviting foreign business delegations to India, organising buyer-seller meets both in India and the overseas etc.,

The Council also routinely **undertakes research and surveys, organizes the Annual Awards to recognize top performing exporters, monitors the development of new technology** and shares the same with members, facilitates joint ventures and collaboration with foreign companies and trade associations as well as represents the issues and concerns to the relevant Government bodies.

The Council represents a wide variety of plastics products including - Plastics Raw Materials, Packaging Materials, Films, Consumer Goods, Writing Instruments, Travel ware, Plastic Sheets, Leather Cloth, Vinyl Floor Coverings, Pipes and Fittings, Water Storage Tanks, Custom made plastic Items from a range of plastic materials including Engineered Plastics, Electrical Accessories, FRP/GRP Products, Sanitary Fittings, Tarpaulins, Laminates, Fishing Lines/Fishnets, Cordage/Ropes/Twines, Laboratory Ware; Eye Ware, Surgical/Medical Disposables.

MEMBERSHIP BENEFITS

- **Subsidised rates** at International Trade Fairs and Exhibitions
- **Financial benefits to exporters**, as available through Government of India
- Disseminating **trade enquiries/trade leads**
- Instituting **Export Awards** in recognition of outstanding export performance
- **Assistance on export financing** with various institutions and banks
- **Networking opportunities** within the plastics industry
- **Special price** for Dun & Bradstreet's DUNS Registered Solution, Global Profiler, and ESG Report
- **Issuance of Certificate of Origin (COO)** & Export turnover certificate.
- Advocating policy related issues.
- Organizing **Buyer seller meets (BSM)** in targeted markets / Reverse buyer seller meets (RBSM) in India.
- Addressing members' **day-to-day export operation issues with relevant authorities** and striving for resolution.
- **Compiling, analysing plastics export data, and sharing insights with trade members.**
- Any other activity based on the need of the member exporters.



★ NEW MEMBERS FOR THE MONTH OF MAY 2025

Sr.No	Name of the Company	Address	City	Pin	State	Email
1	A V International Impex	B-26, Shabnam Park, Jambusar Road, Near New Vegetable Market,	Dist. Bharuch	392001	Gujarat	mohammedqc@gmail.com
2	Aarna Enterprise	Ashwamegh Industrial Estate, Plot No.412/1, Near Canal, Changodar, Sanand,	Ahmedabad	382213	Gujarat	info@cosmicstationery.com
3	Alpha Maier Private Limited	806 Devika Tower 6 Neheru Place,	South Delhi	110019	New Delhi	sandeepyadav@alphamai-er.in
4	Ampatech Master-batches	Godown No. 7, Ahmedabad Cotton Merchant Co Op Warehouse, Naroda Link Road Narol Lambha Road,	Ahmedabad	382405	Gujarat	ampatechmb@gmail.com
5	Antala Industries Limited	Shed No.1, Survey No.84, Plot No.1, Precision Liners, Taluka Kotda Sangani, Veraval Rajkot	Rajkot	360024	Gujarat	antalaindustrieslimited@gmail.com
6	Arca Flexi Packs LLP	Sy No 540 & 541 Sanghinagar Abdullapurmet, Koheda Hyderabad Rangareddy Telangana 501511	Hyderabad	501511	Telangana	arcaflexipacks@gmail.com
7	Aristo Flexi Pack	122, Shanta Indl. Estate, I. B. Patel Road, Goregaon (East)	Mumbai	400063	Maharashtra	bhavinmg@yahoo.com
8	Arjuna Poly Extrusion	D.No.1/140, Poolakattupalayam Karunaipalayam Road, Velayuthampalayam Post,	Tiruppur	641654	Tamil Nadu	arjunapipes@gmail.com
9	Arlette Recycling Private Limited	12/483, Mecrobot Ganj, Gwaltoli, Kanpur Nagar Kanpur,	Kanpur	208001	Uttar Pradesh	vatsal.mittal1@rediffmail.com
10	Aumkara Poly Pett Private Limited	11 Clive Row 4th Floor, Room No. 2	Kolkata	700001	West Bengal	aumkarapolypett@gmail.com
11	Awon High-Tech Engineering Private Limited	A Wing, 2nd Floor, Shop No 213, Simplex Khushaangan, 82, Vijaykarwadi, S.V.Road, Malad East,	Mumbai	400064	Maharashtra	anshul@awonhitech.com
12	Binny Wads Private Limited	208, Apra Plaza- B, Rani Bagh Commercial Complex, Pitampura \, North West Delhi,	Delhi	110034	Delhi	mail@binnywads.com
13	Chemplast Cuddalore Vinyls Limited	No.9, Cathedral Road	Chennai	600086	Tamil Nadu	ds24@sanmargroup.com
14	Crystallife World Private Limited	3, Vakil Industrial Estate, Walbhat Road, Goregaon East	Mumbai	400063	Maharashtra	santoshp@relogix.in
15	Evershine Dynamic Corporation Limited	12 Mill Road Coimbatore	Coimbatore	641001	Tamil Nadu	sourabh@evershine.bz
16	Everson India Private Limited	1002-Meghmalhar Apartment, Behind Panchvati Society, Kalawad Road,	Rajkot	360001	Gujarat	eversonindia25@gmail.com
17	Hitech Fluoro Products	2nd Floor, Unit No. 204, Bldg No. 23, Hdil Industrial Park, Chandansar Road, Virar East,	Palghar	401305	Maharashtra	accounts@hitechfluoro.com
18	Ideal Technoplast Industries Limited	Plot No. 1 To 4, 78 To 81, Block No. 572 & 572/B, Madhav Industrial Estate,	Olpad	394540	Gujarat	idealtechnoplast@gmail.com
19	K1 International Exports	36/1, Ground Floor Tkm Nagar, Pudupet, Gudiyatham, Vellore Gudiyatham Vellore Tamil Nadu 632602	Gudiyatham	632602	Tamil Nadu	k1internationalexports@gmail.com
20	Kirti Exports	3rd Floor B/305 International Commerce Centre, Nr Kadiwala School Ring Road	Surat	395002	Gujarat	info@kirtiexports.in

★ NEW MEMBERS FOR THE MONTH OF MAY 2025

Sr.No	Name of the Company	Address	City	Pin	State	Email
21	Madhavan Bharat Techsewing Llp	Flat No-23, Topaz K-Wing, Near Hotel Jupiter, Anmol Nayantara Gold, Mumbai Agra Highway, Indira Nagar	Nashik	422009	Maharashtra	info@madhavanbts.com
22	Micron Industries Private Limited	R -710 Ttc Industrial Area, Midc Rabale,	Navi Mumbai	400701	Maharashtra	mfg@micronind.com
23	Mili Export	Survey No. 2103, Mili Export, Ear Surya Coat, Kalol-Meda Adaraj Road, Tal Kadi, Dist Mehsana	Mehsana	382728	Gujarat	info@miliexport.com
24	Miraj Pipes And Fittings Private Limited	Opp. Gangotri, Badi-Thur Road Feniyon Ka Guda Udaipur,	Udaipur	313001	Rajasthan	kailash.agarwal@mira-jpipes.com
25	Omkar Polyfab	Plot No 403 Gidc Panoli,	Panoli	394115	Gujarat	ac.omkarpolyfab@gmail.com
26	Pioneer Pet	Khasra No. 595, Village Nanhera Anantpur Near R.I.T. College, Roorkee, Haridwar,	Anantpur	247661	Uttarakhand	pioneerpet005@gmail.com
27	Psv Tag Quality Products And Services Private Limited	5-2/3 Sivalayam Street, Vura Charavu Undrajavara Mandal, Velivenu, East Godavari-	West Godavari	534329	Andhra Pradesh (New)	info.psvtag@gmail.com
28	Samkin Sustainable Solutions Private Limited	Unit No. 603, Samnvaya Silver, Nr Mujmahuda Circle,	Vadodara	390012	Gujarat	samir.samkin@gmail.com
29	Shubh Processors	Sojita Sugar Factory Compound, Junagadh Road,	Dhoraji	360410	Gujarat	info@shubhexpim.com
30	Sp Impex	Flat No 7a, Rajagopal Lane, Chindatripet Chennai Chennai Tamil Nadu 600002	Chennai	600002	Tamil Nadu	sp.impex02@gmail.com
31	Stellar Iml Industries	Survey No.208/2/2, 208/2/4, Shed No.4,5 & 6, ,Ground Floor Near Dadra Check Post Silvassa,	Silvassa	396230	Dadra & Nagar Haveli and Daman & Diu	modi.rahul2010@gmail.com
32	Tesla Ventures	Plot No Dg 33 Garment Zone, Dungra Vapi,	Vapi	396195	Gujarat	director@teslaventures.in
33	Ventuno Exim Private Limited	8,2nd Mn Rd, Viniyagapuram, Veera Ragalu Ngr Kolathur, Ambattur, Tiruvallur Chennai, 600099, Chennai, Tamil Nadu	Chennai	600099	Tamil Nadu	info@ventunoexim.com
34	Vidya Polymer Private Limited	J-25, Sector-63, Gautam Buddha Nagar, Noida,	Noida	201301	Uttar Pradesh	vidyapolymer21@gmail.com
35	Vishal Overseas	L5/174 Shaheed Udham Singh Nagar Amritsar,	Amritsar	143001	Punjab	vishaloverseas1313@gmail.com
36	Yogalakshmi Enterprises	No A 29, 17th Avenue, Gladway City, Aruppukottai Main Road,	Madurai	625012	Tamil Nadu	ygenterprises@gmail.com

