PLEXCONCIL - The Plastics Export Promotion Council

PLEXCONNECT

Edition 8, February 2020

TN Polymer Park - A Game Changer

Electrical/ Electronic Plastics - A High Growth Sector

Panel of the Month - Leather Cloth

Special Focus - Exports from Southern India

Editorial Advisory Board

Convener - Mr. Vikram Bhadauria,
ALOK Masterbatches

Member - Mr. Manoj Agarwal,
Kanpur Plastipack

Member – Mr. Amit Pal, Kolor Impex

Member – Mr. Devang Sheth,
Polycromax Industries

Member - Mr. Sribash Dasmohapatra

Plexconnect is published by:
The Plastics Export Promotion Council

Editor: Sribash Dasmohapatra,
Executive Director, Plexconcil

Associate Editor: Sangita Iyengar

Send in your feedback, comments, suggestions to **editor@plexconcil.org**

The Plastics Export Promotion Council

Head Office (Head Office)
Crystal Tower, Ground Floor, Gundivali
Road No. 3, Off Sir M. V. RoadAndheri (E)
Mumbai - 400069
Tel: 91-22-2683 3951 / 91-22-2683 3952
Fax: 91-22-2683 3953 / 91-22-2683 40572
Email: office@plexconcil.org

Delhi - Northern Region (Region Office)
319, 3rd Floor, Block - E, International Trade Tower
99, Nehru Place
New Delhi - 110019
Tel: 91-11-26478817 / 26478819
Fax: 91-11-26478821
Email: plexnr@plexconcil.org

Chennai - Southern Region (Region Office)
Rasheed Mension, 3rd Floor, 408 Anna Salai
Chennai - 600006
Tel: 91-44-28292620
Fax: 91-44-28291518
Email: ruban.hobday@plexconcil.org,
dayanidhi@plexconcil.org

Kolkata - Eastern Region (Region Office)
Vanijya Bhavan, , 1/1 Wood Street
Kolkata - 700016
Tel: 91-33-22834497 / 22834498
Fax: 91-33-22834289
Email: nilotpal@plexconcil.org

Ahmedabad – Gujarat Region(Region Office)
909, Safal Prelude Corporate Road,
Prahladnagar Ahmedabad
Gujarat 380 015, INDIA
Tel: 91-79-48010103
Email: naman@plexconcil.org

CONTENTS

1.	From the Chairman's Desk	03
2.	Council Activities	04
3.	Important Circulars & Notifications	09
4.	International News	11
5.	India News – Budget 2020 Special	19
6.	Special Focus – Exports from Southern India	28
7.	Special Focus – Tamil Nadu Polymer Park	31
8.	Feature – Electronic/ Electrical Plastics	32
9.	New Developments	35
10.	Panel of the Month – Leather Cloth	42
11.	IEMs for November 2019	50
12.	Business Inquiries	51
13.	Why become a Plexconcil Member?	53
14.	New Members	54
15.	Export Performance	55

THE INSPIRED HOME SHOW | IHA's GLOBAL HOME + HOUSEWARES MARKET

March 14 - 17, 2020
McCormick Place | Chicago

THE INSPIRED HOME SHOW, CHICAGO

Join The World's Largest Show for Home and Houseware

March 14 - 17, 2020

McCormick Place, Chicago, USA



Participation Cost: Rs. 3770/- per sq. feet.

Avail Rs. 1500 psf Subsidy + Airfare

*Conditions Apply

Event Highlights

Over 2200 Exhibitors from over 50 countries
Over 51000 visitors and buyers from 130 Countries
99% of the 150 Top US Retailers and 1000's of independent retailer Buyers at the show
Thousands of new products launched during the show

The Plastics Export Promotion Council

To Book Your Space, Contact: Mr. Mukesh Bisht +91 9819844154 bisht@plexconcil.org

Exports form the backbone of a country's current account and thus it becomes important to maintain its momentum. While increasing exports may play a vital role in taking India a step closer to the government's $5 trillion economy goal, the sector has been muted in recent months. In the recently announced Budget 2020-21, the Hon'ble Finance Minister, Smt. Nirmala Sitharaman presented an all-inclusive progressive budget with lot of expectation.

Some of praise-worthy announcements in the budget that is likely to have a positive impact on the growth of our industry segment include introduction of the Nirvik Scheme for exporters. Under the new scheme, exporters can avail of enhanced insurance cover, reduced premiums for smaller exporters and faster claim settlement. Digital Refund to exports on duties levied including electricity and VAT which were earlier not covered are likely to be launched this year. A Simplified GST Return from April 2020 was also announced. Undoubtedly, these measures are likely to free up working capital for exporters, which would be a huge impetus to the sector. No audit for companies with up to Rs. 5 crore turnover will improve ease of doing business for this segment of exporters.

Focusing on growth, the FM announced that each district to be developed as an export hub for single product. India imports technical textile worth USD 6 million annually and a new scheme for setting up manufacturing units of technical textiles was also proposed.

A National Logistic policy is also in the pipeline to address the higher logistic expenses for the exporters, and make our exports more competitive globally. Investment in logistic is aimed at reducing transportation cost for the exporters.

The Union Budget also proposed to increase basic customs duty on certain plastics items, to support the domestic manufacturers of finished plastics products. However, the increase in import duty on some of the basic raw materials required by plastics processors would hurt the margins. The move to abolish anti-dumping duty on PTA (Purified Terephthalic Acid) is welcome.

Sharp moderation in exports of goods and services along with a few other factors such as private consumption and capital formation have led to slower growth in the last two quarters. However, amid the ongoing trade war, with costlier goods and reduced efficiency of China to export, the global importers are looking at India to fulfill their demand. Importers have already reached out to Indian sellers in sports goods, toys, stationery, cables, and electronics parts categories, according to report published by FICCI.

In the month of January, Plexconcil submitted its Proposal on Customs Duty on PVC Regrind and PVC Sheeting and the challenges faced by the industry thereof. In this issue, we share with you details of the proposal that was shared with the Department of Commerce on behalf of the industry.

From phones to cars, Plastics have become an integral part of the Electronics/Electrical industries in more ways than perhaps it was perceived. Our focus feature examines the advantages and opportunities in the segment.

Furthermore, as a first, we are also looking at various manufacturing and export clusters across India. This issue focuses on exports from Southern India as well as brings you a brief coverage on the Tamil Nadu Polymer Park, an initiative of the Tamil Nadu State Government being developed by Tamil Nadu Polymer Industries Park Limited (TPIPL), a Joint Venture company of Tamil Nadu Industrial Development Corporation (TIDCO) and State Industries Promotion Corporation of Tamil Nadu (SIPCOT).

In addition to news, export performance data, etc. we also bring you some updates on new developments in the industry, globally and in India. We thank you for your continued support and here is a toast to a good start to the year ahead!

Warm Regards,

Ravish Kamath

5th CAPINDIA 2019 & RBSM was held from 2nd - 4th December 2019 at Nesco, Mumbai

CAPINDIA 2019 was organised by four Council's (PLEXCONCI, CAPEXIL, CHEMEXCIL & SHEFEXIL) in Mumbai. During the fair an RBSM was also organized. About 352 foreign buyers attended. Plexconcil was the Lead Council for 5th Edition of CAPINDIA.

The Exhibition witnessed the presence of 458 Exhibitors and 352 Buyers from 53 Countries being represented by the members of Plexconcil, Chemexcil, Capexil and Shefexil.

7 State & Industry Association Pavilion were organised with over 85 exhibitors. The event generated on spot business worth 6.93 USD Mn & Enquires of 76.46 USD Mn. Expected business in 1 Year is 200 USD Mn.

All Regional Directors and staff of Plexconcil attended the event.

PLAST EURASIA 2019 held at Istanbul Turkey from 4th – 7th December, 2019

Organised by M/s. Tuyap in cooperation with PAGE V (Turkish Plastics Industry Foundation) in Tuyap Fair Convention and Congress Centre, Istanbul, Turkey, Fourteen (14) Indian companies participated through the Council. Mr. Purnojyoti Mukherjee – Consul General of India in Turkey visited the exhibition and interacted with the Indian participants. All exhibitors expressed a positive feedback regarding the exhibition and have shown interest to participate in the next edition.

Alka Lopes, Senior Executive represented the Council at the exhibition.



Meeting with Mr. Purnojyoti Mukherjee – Consul General of India in Turkey at their office

Mr. Purnojyoti Mukherjee – Consul General of India in Turkey in Plexconcil stall at PLAST EURASIA 2019 exhibition along with other Indian participants.

Preparatory meeting on India-Nigeria Joint Trade Committee (JTC) Meeting scheduled at New Delhi – December 9, 2019 – Udyog Bhawan, New Delhi

A meeting chaired by Director, FT(Africa) Division, was held to finalise the agenda for the up- coming India-Nigeria Joint Trade Committee (JTC) meeting.

The Council raised the issue about the mandatory inspection certificate, known as SONCAP Certificate, which is insisted upon by the Nigerian authority. The minimum cost of this certificate is US$ 250/= and adds to the cost for the Indian exporter. Council requested that this issue be taken up during the forthcoming JTC meeting.

Mr. Sanjiv Dewan, Regional Director, represented the Council at the meeting.

Second meeting of the Executive Committee of the Indian Plastics Federation(IPF) was held on 12th December in Kolkata

Mr Ramesh Rateria, President, IPF chaired a meeting to discuss apart from administrative matters, the following trade related issues:

1. To discuss about plastic waste management.
2. To discuss matters relating to IPF Knowledge Centre.
3. To discuss about price and supply position of raw materials and trends

Mr. Nilotpal Biswas, RD attended the meeting as a special invitee.

Bengal Business Conclave was held on 12th December, 2019 at Digha, West Bengal

The Government of West Bengal organized the business conclave with the prime objective of focusing on regional cooperation and strengthening ties with Partner Countries/ State. The Hon'ble Chief Minister of Bengal Respected, Ms. Mamata Banerjee inaugurated the Conclave.

Mr. Nilotpal Biswas, RD attended the inaugural function of the Conclave.

Press Conference on Interpack Exhibition to be held between May 7 – 13, 2020 at Dusseldorf, Germany was held on December 12, 2019 in New Delhi

Messe Düsseldorf, the organisers of Interpack held a press conference in Delhi to welcome the Indian Packaging and Processing Industry/Media to the world's most important trade fair in this segment. Plexconcil, being the India Pavilion organiser at Interpack in Düsseldorf, was invited to apprise the Industry and the media about the activities of Plexconcil and about the Indian pavilion at Interpack. Council's Vice Chairman, Mr. Arvind Goenka spoke about the various activities of Plexconcil, the benefits of becoming a member of the Council, and the financial subsidy available from the Council under the MAI Scheme of the Department of Commerce, for participation in trade fairs and Buyer-Seller Meets abroad, where the Council has organized participation for Indian exhibitors. He encouraged exporters from the packaging sector to participate through the Council at Interpack, and avail the benefits available under the MAI Scheme.

Other speakers at the event were Mr. Bernd Jablonowski , Global Portfolio Director, Processing and Packaging & Board of Director, Messe Düsseldorf India, and Mr. Thomas Schlitt, Managing Director, Messe Düsseldorf India.

Mr. Arvind Goenka, Vice Chairman & Mr. Sanjiv R.Dewan, Regional Director, represented the Council at the conference.

Meeting with Dr. Rajendra Kumar I.A.S., Dept. of MSME, Govt. of TN & Thiru. and Arun Roy, Special Commissioner, Industries Department, Govt. of TN on 16th December, 2019 in Chennai

Meeting was held with Industry Members towards achieving higher growth prospects in MSME sector and the involvement of Council in the proposed Polymer Park at Chennai.

Mr. Ruban Hobday, Regional Director & Mr. R. Dayanidhi, AD attend the meeting

PLASTIVISION INDIA 2020 Exhibition Roadshow and Business ka Booster Meet on 17th December, 2019 in Ahmedabad

An Interaction with Industry Peers, networking with Senior Officials of various organizations and office bearers of Plastic Associations was held to promote the said event. Guest of Honor: Shri Achalbhai Bakeri, Chairman- Symphony Ltd, Shri Jigishbhai Doshi, President-Plastindia Foundation, Shri Shaileshbhai Patel, President, GSPMA attended the meeting. The Roadshow was attended by Mr. Naman Marjadi, Assistant Director, Regional Office-Ahmedabad

Meeting on EFTA Rules of Origin was held on December 17, 2019 at Udyog Bhawan, New Delhi

The meeting was chaired by Mr. Bipin Menon, Additional DGFT, to discuss the possible Rules of Origin (ROO) on Chemicals, wood, paper and plastics, with EFTA, which is a grouping of 4 countries, namely Iceland, Leichenstein, Norway and Switzerland.

The discussion focused on looking at the entire process of manufacture of the above mentioned products, including the value addition and inputs used in them. It was emphasized at the meeting that the criteria for ROO in general would need to be either CTH/CTSH or a minimum Value Addition, but not both. For value added plastic items our Council emphasized that the ROO criteria should be both CTSH and minimum 40% value addition, keeping in mind the nature of our domestic plastic pro-

cessing industry, and the threat of surge in imports of finished plastic products into the country. Council also requested that comments from DCPC be sought in this regard.

Mr. Sanjiv Dewan, Regional Director, represented the Council at the meeting.

Meeting with Ms. N. Padmasri, Commissioner of Customs, was held on December 19, 2019 at ACC-Chennai

The Commissioner of Customs presided over the Open House Meet in Chennai for the benefit of the trade. Mr. Ruban Hobday, Regional Director and Mr. R. Dayanidhi, Asst. Director attended the meeting.

Conference on Business De-Risking through Exports held on 19th December, 2019 at ACMA, Chennai

Mr. Ruban Hobday, Regional Director attended the meeting.

Conference on Industrial Transformation held 20th December, 2019 at CII, Chennai

Mr. Ruban Hobday, Regional Director attended the meeting.

Meeting with DGFT official to discuss issues of Human Hair was held on December 20, 2019 at Udyog Bhawan, New Delhi

Council arranged a meeting of member exporters from the Human Hair sector, with Mr. Vijay Kumar, Additional DGFT, to discuss the issue of illegal trade and under-invoicing that is widely prevalent in Human Hair exports. Mr. Vijay Kumar advised the exporters present to make a representation supported with relevant data, which would enable DGFT to fix a Minimum Export Price (MEP) for export of Non-Remy Human Hair. He said it was the only practical way to curb both illegal trade and under-invoicing, as it was unlikely that any sort of restrictions would be imposed by DGFT, other than fixing an MEP. Exporters present, agreed to make a representation accordingly. Mr. Sunil Eamani from M/s Indus Hair Extensions and Mr. Prem Solanki from M/s DCS International, along with Mr. Sanjiv R. Dewan, Regional Director, were present at the meeting.

Inter-Ministerial Meeting for negotiating trade agreement with Peru covering trade in Goods, Services & Investment was held on December 20, 2019 at Udyog Bhawan, New Delhi

The meeting was held under the Chairmanship of Shri Shyamal Misra, Joint Secretary on the offers to be made to Peru by India on their Wish List. It was informed at the meeting that Peru has shared a revised Wish List of 3700 tariff lines at 8-digit HS Code.

Our Council had earlier provided inputs on 184 lines, pertaining to plastics out of the entire wish list of Peru, and offered to give concession only on 11 of these tariff lines falling under Chapter 39. Council was requested to update their views on these 184 tariff lines and see if there were any other lines pertaining to us which were left behind, and provide inputs on the same.

Council was also requested to look into the possibility of providing concessions on additional tariff lines for import from Peru, since concessions being sought from Peru were on 111 tariff lines in the plastics sector, while concessions being offered to Peru were only on 11 tariff lines from the 184 tariff lines in plastics that were there in Peru's wish list.

Mr. Sanjiv Dewan, Regional Director, represented the Council at the meeting.

Niryat Bandhu Session on Export Promotion Measures by DGFT, Ministry of Commerce, Government of India was held on December 23, 2019 at DIA, Daman

The session was held to explore the possibility of organizing activities in association with Daman Industry Association and make participants aware about the benefits of membership and services offered to members. The Main Speaker at the event was Mr. D T Parate, Asst. DGFT, Mumbai and the event was organized by DGFT, Ministry of Commerce, Government of India and Daman Industries Association.

The Council was represented by Mr Naman Marjadi, Assistant Director, Regional Office-Ahmedabad in the Session and he addressed participants regarding Membership benefits of PLEXCONCIL

Stakeholder Consultation for India – EU BTIA & India-UK Trade was held on December 27, 2019 at Udyog Bhawan, New Delhi

The Stakeholder consultation was chaired by Joint Secretary, FT(Europe), division in anticipation of resumption of EU(ex – UK) negotiations and the possibility of separate discussions with UK, post Brexit.

JS advised that all concerned stakeholders inform the Ministry about tariff lines where they seek market access, as also those tariff lines where we are not willing to give market access to the EU & U.K. In addition to this, information was also required to be furnished with regard to the Non – Tariff Barriers and Regulatory issues being faced in the EU and UK. JS emphasised that tariff lines and issues with regard to the U.K. need to be furnished first, and were required at the earliest.

Mr. Sanjiv Dewan, Regional Director represented the Council at the above meeting.

61st Annual General Meeting of CAPEXIL held on December 27, 2019 in Kolkata

The 61st Annual General meeting of CAPEXIL held in Taj Bengal in Kolkata. Mr. Nilotpal Biswas, RD represented the Council at the said meeting.

Meeting with Mr. Mustafa, Joint Director, Tamil Nadu Skill Development Corporation was held on December 30, 2019 in Chennai

A meeting was held with regard to the skill development for the Polymer and Plastics industries in Tamil Nadu and other aspects. Mr. Ruban Hobday, Regional Director attended the meeting.

Meeting with Mr. Rufus George, State Executive Officer, NSDC was held on December 30, 2019 in Chennai

A meeting was held with the NSDC to explore possible Joint Ventures in the Skill Development with the organization. Mr. Ruban Hobday, Regional Director attended the meeting.

A brainstorming session to discuss steps for efficient implementation of Start-Up Vision 2024 was held on December 31, 2019 at Shastri Bhawan, New Delhi

The meeting was held under the Chairmanship of Joint Secretary (PC). The aim of this brainstorming session was to discuss ways and methods to encourage entrepreneurs to establish/set up their startups in the Plastic Parks by the State Governments with grant – in – aid funding by the Government of India. This session was planned to devise a mechanism to help them by proving end to end solution viz. various schemes of GOI and State Govts., raw material, machinery, technology, skilled manpower & market for their finished product.

Some of the suggestions that emerged from the brainstorming session were:

- Make land available on leased rent at nominal rates at the Plastic parks.
- Assured power supply at competitive rates
- Raw material at cheaper rate with credit facility can be a big incentive in a plastic park
- Infrastructure and utilities should be provided by the Central Govt. to make it attractive
- Council suggested that from export point of view, facilities at the port need to be seen and how well it is serviced by the major shipping lines to ensure deliveries within a given time period.

Mr. Arvind Goenka, Vice Chairman and Mr. Sanjiv R. Dewan. Regional Director represented the Council at the above meeting

Pre-Budget Proposal on PVC Sheeting and PVC Regrind was submitted to the Ministry of Commerce on January 13, 2020

A Pre-Budget proposal on PVC Sheeting and PVC Regrind was developed and shared with the Ministry of Commerce, Department of Commerce for their consideration and action. The proposal highlights the challenges faced by the respective industry members as well as proposed solutions to the issues faced.

PVC Flooring

PVC Flooring (HS code 391810) is a product that is manufactured and exported by members of the council. It is made using PVC which is a raw material and which is largely imported into India due to low manufacturing capacity and high demand. During the last budget, the PVC Flooring industry made a plea to the Government through the council that in order to protect their industry the import duty on PVC Flooring should be increased. The Government agreed and increased the import duty from 10% to 15% on this product.

However, the Government also increased import duty on PVC (raw material) from 7.5% to 10% which increased the manufacturing cost of PVC Flooring. Nonetheless, the PVC Flooring industry was content.

After the budget last year, some importers found a loophole and started to purchase PVC flooring under other HS codes i.e. 39204300, 39204900, 39211200 which are for PVC Sheeting. While PVC Sheeting looks similar to PVC flooring, these products enjoy lower import duty of 10%. Due to this practice, the PVC Flooring industry is being deeply hurt and wants the import duty on these other HS codes to also be increased to 15%.

The Challenge & The Recommendations

- Customs Duty on PVC Resin, the main raw material for PVC Sheeting was raised to 10% in recent budget.
- PVC Sheeting (which are produced using PVC Resin) can be imported from SAARC/ASEAN countries at Customs Duty ranging from 0% to 5% under the FTA, resulting in Inverted Duty Structure.
- Customs duty on finished goods produced using PVC resin like PVC Flooring under HSN 391810 was raised to 15% in recent budget, but kept at 10% for PVC Sheeting. (Table no 1 below shows the total import duty calculation).
- Since PVC Flooring and PVC Sheeting look similar, import of PVC Flooring is taking place under the garb of PVC Sheeting at lower Customs Duty resulting in loss of revenue to the Government.
- Import Duty on PVC Sheeting must be increased to 15% in line with PVC Flooring so that the domestic industry will benefit as Customs Duty for PVC Flooring & PVC Sheeting will be at same level, once the duty on PVC Sheeting is raised.
- Since the raw material, PVC resin, has also become expensive due to increase in custom duty to 10%, import duty on PVC Sheeting should be raised so that domestic industry can compete with cheap imports.

Table 1

IMPORT DUTY CALCULATION FOR PVC SHEETING & ITS RAW MATERIAL		
Name & HSN	Basic Custom Duty	Total duty incl GST
PVC Sheet, HSN 3920 & HSN 3921	10%	30.98%
PVC Resin, HSN 3904 (Raw Material for above)	10%	30.98%
PVC Flooring, HSN 3918	15%	37.47%

PVC Regrind

The PVC flooring industry has made a plea that since PVC production in India is low in comparison to its demand, and as PVC Resin attracts an import duty of 10% in India, the PVC flooring industry should be allowed to import PVC Regrind (HS code 39041090).

PVC Regrind is derived from Pre Consumer material that is ground to minute particles and it is very suitable for PVC Geomembrane & PVC Flooring production. PVC geomembranes are used for waterproofing in Road & Rail tunnels and Metro tunnels which are being constructed in a big way presently across the country.

This material originated in Europe & USA where PVC is processed in large quantities and post-industrial surplus that is Regrind is sold for re use in industry. Such material is used to produce PVC geomembranes & PVC floorings that are very cheap as compared to domestic manufacturers thereby enabling cheap imports in India.

The PVC flooring industry claims that PVC Regrind cannot be imported into India as it is considered to be similar to PVC scrap which is banned in India. Europe which has very stringent rules regarding plastic scrap also allows import of PVC Regrind. However, and despite the ban, PVC Regrind is still being freely imported at certain ports in India without a valid license.

Indian producers are unable to compete with imported PVC geomembranes as even those produced by European companies use similar PVC regrind for manufacturing. The product is imported in large quantities at competitive rates making it difficult for domestic manufacturers to compete with.

The Challenge & The Recommendations

PVC regrinds are being freely imported at Nhava Sheva port & Mundhra port under HSN 39041090 even without a license. Other ports in India do not allow its import as they consider it PVC scrap or similar. As PVC regrinds are already being imported at the said ports under for DTA users, similar facility should be allowed at other ports as well.

While customs duty earned on import of PVC geomembranes would reduce, this would be offset by revenues that would be earned on import of PVC Regrind, if the same if allowed to be officially imported from ports across India rather than only from Nhava Sheva/Mundhra . Normally assessable value is loaded based on virgin PVC Resin rates and reasonably good revenues would be collected.

Regarding Online filling and Issuance of Preferential Certificate of Origin under SAFTA & SAPTA for India's Exports to Nepal w.e.f. 18th December 2019

We wish to inform you that for exports to Nepal under South Asian Free Trade Area (SAFTA) and SAARC Preferential Trading Arrangement (SAPTA), the Preferential Certificate of Origin shall be applied and issued only from this platform with effect from 18th December 2019. All agencies are required to issue preferential CoO for exports to Nepal under SAFTA and SAPTA through the platform URL: https://coo.dgft.gov.in

In light of the given cut-off date of 18th December 2019, exporters to Nepal intending to take benefits under SAFTA and SAPTA are requested to register on the new platform immediately.

Following points may be taken note of by exporters in regard to the CoO portal/application process:

- Digital Signature would be required for the purpose of electronic verification. The digital signature would be the same as used in other DGFT applications;

- The digital signature to be used may be Class II or Class III and should have the IEC number of the firm embedded in the DSC;

- On registration at the portal, a password would be sent on the email link to the IEC holder. In case the IEC holder desires to update email on which communication is to be done with the portal, the same may be done by using the 'Online IEC application' module on the DGFT website.

- Once registration is done, all directors'/partners' details and branch details would be auto-populated in the certificate of origin as available in the DGFT-IEC database. Please ensure that latest updated IliC details are available in the DGFTIEC database and necessary steps taken to modify the IEC details online, whenever required;

- For further guidance, registration and application help manual & FAQs may be seen on the main page of the CoO platform (you may refer our earlier circular annexed below with this circular).

- For any assistance you may utilize any of the following channels —

I) Raise a complaint/suggestion ticket through Contact@DGFT service available on the DGFT website.
II) Call the Helpline at the Toll Free number 1800-111-550
III) Drop an email to coo-dgft@gov.in

Members are requested to take note of this important ease of doing business measure and do the needful accordingly. For DGFT T. No. 41 dated 12/12/2019 please click on link – http://dgft.gov.in/sites/default/files/Trade%20Notice%2041.pdf

The council circular is available for reference on https://plexconcil.org/public/custom/files/circulars/1576760635.pdf

Regarding changes in MEIS rates

DGFT has issued above public notice regarding Changes in MEIS rates. With this public notice the following changes/amendments in the Appendix 3B, Table 2 applicable for MEIS rates had been made:

- Additional 2% rate under MEIS was notified for certain entries/ products vide

(a) Public notice 44 dated 05.12.2017 (https://dgft.gov.in/sites/default/files/PN44Eng.pdf),
(b) Public notice 02 dated 01.05.2018 (https://dgft.gov.in/sites/default/files/PN-2-english.pdf),
(c) Public notice 13 dated 12.06.2018 (https://dgft.gov.in/sites/default/files/PN%2013%20English.pdf) and
(d) Public notice 28 dated 08.08.2018

(https://dgft.gov.in/sites/default/files/PN%2028%20dt.%208.8.2018%20english_0.pdf).
These additional rates were continued vide Public notice no 07 dated 11.05.2018 (https://dgft.gov.in/sites/default/files/PN-07%28e%29.pdf)

- Except for the MEIS entries/ products listed in the Annexure to this Public Notice no.47, these additional 2% rates, referred above, shall be available for exports with Let Export dated till 31.12.2019.

Effect of the Public notice: Except entries/ products listed in the Annexure, the additional 2% benefits under MEIS will be available for entries/products mentioned in Public Notice 44 dated 05.12.2017. Public notice 02 dated 01.05.2018, Public notice 13 dated 12.06.2018 and Public Notice 28 dated 08.08.2018 for exports made till 31.12.2019 only.

The above-said Public notice is available for reference using below link https://dgft.gov.in/sites/default/files/PN47_0.pdf

The council circular is available for reference on https://plexconcil.org/public/custom/files/circulars/1575956556.pdf

Q&A - Advance authorisation is different from special advance authorisation

We received advance authorisation (AA) dated December 11, 2019, towards import of linen fabric under actual user condition. Will pre-import condition be applicable as per Appendix 4-J, S.No.11? Are special advance authorisation (SAA) and AA same? And do all terms and rules applicable to SAA also apply to AA?

Both AA and SAA allow duty-free import of inputs requited for export production. However, they are different in details. SAA is issued under Para 4.04A of FTP for duty-free import of fabric, subject to pre-import condition, for export of articles of apparel and clothing accessories covered under Chapter 61 and 62 of ITC(HS), as per Notification 45/2016-Cus dated August 13, 2016, subject to the specified terms and conditions. Drawback at AIR is available for exports under the SAA scheme.

What is the place of supply in case of import of research and development (R&D) services carried out (performed outside India) by the supplier of services (a 100 per cent subsidiary of an Indian company engaged in the business of R&D in Germany), while the recipient of the services is the parent company in India? Invoice is raised by the foreign subsidiary on an arms' length basis. The Indian company makes payment in foreign currency. Accordingly, does liability of payment of GST on RCM arise?

As per Section 13(2) of the IGST Act, 2017 (relevant extracts), "the place of supply of services except the services specified in sub-sections (3) to (13) shall be the location of the recipient of services". R&D services are not covered under the said sub-sections (3) to (13). So, in the instant case, the place of supply is the taxable territory, where the recipient is located. As per S.No. 1 of the Table at notification 10/2017-IT (Rate) dated June 28, 2017, IGST has to be paid by the parent company located in India, as the recipient of the services.

We are exporting to Nepal/Bhutan in Indian rupees and getting paid in Indian rupees. Are we eligible to claim duty drawback on the same? If yes, then what are the relevant regulations and procedures? If not, then can we claim benefit if we get payment in foreign currency?

As per Section 76 (2) of the Customs Act, 1962 (relevant extracts), if the Central government is of opinion that goods of any specified description in respect of which drawback may be claimed under this chapter are likely to be smuggled back into India, it may, by notification in the Official Gazette, direct that drawback shall not be allowed in respect of such goods, or may be allowed subject to such restrictions and conditions as may be specified in the notification. The government has, accordingly, issued M.F.(D.R.) notification no. 208-Cus dated October 1, 1977, denying drawback on exports to Nepal and Bhutan (besides other countries). However, there are some exceptions mentioned in the notification, such as realisation of payment in freely convertible currency against irrevocable letter of credit. You may refer to the notification for details.

International News

Minth Group to invest $87M in auto parts facility in Tenn.

Chinese auto parts supplier Minth Group Ltd. is investing $87 million in an additional facility on the company's property in Lewisburg, Tenn., and creating 254 jobs over the next five years. The project includes the construction of a 236,000-square-foot plant, which will be used for the production of injection molded, painted and chrome-plated plastic parts for automaker customers such as General Motors Co. and Ford Motor Co. The facility is expected to be completed by 2021.

Minth Group, based in Ningbo, China, established a manufacturing footprint in Lewisburg in 2017 when the automotive supplier announced it was investing $13.2 million and creating about 200 jobs over the next five years as part of a strategy to expand its presence in the United States and support future growth.

As part of that investment, the company renovated an existing 125,000-square-foot facility in Lewisburg, according to a news release from then-Gov. Bill Haslam. In the U.S., the company operates as Minth North America Ltd. It designs and manufactures structural body, trim and decorative parts for vehicles. This includes plastic windshield molding, sill plates and fender trim, among other components.

"We are thrilled to be expanding our operations in Lewisburg. This will allow us to better serve our customers and support local communities," Natalie Chin, Minth's regional manager, said in a statement. "We are grateful for the partnership we have with the state and local governments along with the [Tennessee Valley Authority] and various other entities. We look forward to working together to build prosperity in the area."

Globally, Minth Group employs more than 13,000 and has about 40 production plants in 29 different countries. The Tier 1 supplier serves many of the major automakers, including Toyota Motor Corp. and Volkswagen AG.

Source: Plastics News

Universal Plastics integrates holdings under one name

Jay Kumar and Universal Plastics have spent the past few years acquiring and building a range of plastics companies operating in a variety of processes. Now Universal Plastics Group will bring those individual companies under its own name.

"As Universal Plastics, we have the integrated expertise across our five sites in heavy gauge thermoforming, injection molding and industrial blow molding to provide customers with a bevy of solutions," Kumar said in a news release.

The company began in 2012 with Universal Plastics in Holyoke, then added thermoformer Mayfield Plastics Inc. in Sutton, Mass., in 2013; large part injection molder Sajar Plastics LLC in Middlefield, Ohio, in 2017; and Premium Plastic Solutions LLC, a custom blow molder in Latrobe, Pa., in 2017. A new website, universalplastics.com, integrates the work from all of the locations into one spot.

Source: Plastics News

Robust growth forecast for plastic ampoules

Convenience, safety and cost advantages are driving growth in the plastic ampoules market, which is projected to achieve a compound annual rate of 8.3% through 2027, according to a report from Transparency Market Research (Albany, NY). The global market for plastic ampoules was valued at approximately $186.6 million in 2019, according to the market research company.

Plastic is increasingly replacing glass in ampoule production, especially in emerging economies, and not just because of cost considerations, writes Transparency Market Research. "Plastic as a material offers many advantages compared with glass," notes the report. "Plastic ampoules provide greater design flexibility [and] higher dimensional accuracy in manufacturing."

When produced through blow molding, the ampoules can be filled in a single process. This is currently the preferred method and will achieve 7.6% CAGR, according to the report. However, production is limited to 10,000 ampoules per hour using this process. Injection molding requires a second step, because the molded parts are transferred to another station for filling, but the process is more flexible than blow molding, as it can accommodate small batches as well as full-scale production capacities of approximately 15,000 ampoules per hour. According to the report, injection molding is expected to gain traction since it is less expensive than blow molding while offering equal or better throughput.

Consumers prefer unit-dose parenteral packaging over multi-dose systems, driving growth of plastic ampoules in the marketplace. In the United States, unit-dose plastic ampoules account for almost one-quarter of all pharmaceutical packaging, according to the report. Opening the packaging is simple and does not require tearing or cutting—the user simply snaps off the neck of the vial—an attribute that is appreciated by an aging population. Single-use packaging also prevents waste, which can be a significant factor with costly pharmaceutical products.

There are several safety advantages to plastic-based ampoules. To ensure the integrity of the pharmaceutical product, the thin top of the plastic ampoule is hermetically heat sealed. Compared with glass vials, plastic ampoules can be stored and transported easily and the material's crack resistance ensures safe, spill-proof transit of medicines, notes the report. China is projected to be the most attractive market for plastic ampoules through 2027, followed by Germany and United States, where growth will be slower because of the maturity of their markets.

Source: Plastics Today

GE Healthcare Life Sciences doubles down on additive manufacturing in Sweden

GE Healthcare Life Sciences

GE Healthcare Life Sciences is expanding its additive manufacturing footprint in Sweden with a new facility in the city of Umeå, the company announced this week. The $2-million plant will be dedicated to the serial production of 3D-printed parts for biomanufacturing equipment, completing a journey the parts began in the Uppsala facility established in 2018, where product design and validation is conducted. "The two units support the entire additive journey from design and 3D prototyping to serial production, allowing engineers to design increasingly complex parts and manufacture them with sub-millimetric precision at significantly reduced lead times," said GE Healthcare Life Sciences. Once product design and validation are completed in Uppsala, the serial production of components begins in Umeå.

"Our latest 3D printing center offers substantial productivity gains and adds more strength to our supply chain," said Olivier Loeillot, General Manager BioProcess. "The components manufactured with additive technology are smaller and more durable. For our customers, this means better quality, less waste and simplified designs. Our two additive manufacturing capabilities are strategically located in Sweden, where we produce chroma-

tography resins and bioprocess equipment, to speed the supply of bioprocess technologies to market," explained Loeillot.

The incorporation of additive manufacturing in R&D and production increases the agility of the supply chain, streamlines development and manufacturing processes, and simplifies logistics and sourcing, said GE Healthcare Life Sciences in a press release. Improved efficiencies run the gamut from reducing the cost of distribution and assembly to minimizing scrap and accelerating cycle times, according to the company.

The facility is initially equipped with a 3D printer for serial production of polyamide parts, a powder mixing station and advanced post-processing equipment. It supports the manufacture of components used in bioprocess equipment including HiScale columns, Biacore SPR systems and the recently launched ÄKTA go chromatography system.

Source: Plastics Today

Chinaplas 2021 changes dates and venue

The Plastics Industry Association (PLASTICS, Washington, DC) has issued a statement announcing that Chinaplas producer Adsale has moved its show dates in 2021 to April 13 to 16, avoiding an overlap with NPE 2021. Adsale also announced that the show will be held in Shenzhen, near Hong Kong. The scheduling change eliminates what would have been a real headache for plastics professionals wanting to attend the premier international plastics trade shows in North America and China.

"CHINAPLAS and NPE share the same goal of providing a venue where the global plastics industry can come together, network and grow," said PLASTICS President and CEO Tony Radoszewski. Noting that the two events "have long enjoyed a positive, mutually beneficial relationship," Radoszewski applauded Chinaplas' move to a region with new market opportunities, calling it "a big win for both our organizations, our events and for the global plastics industry as a whole."

Chinaplas 2020 will be held in Shanghai on April 21 to 24. Show organizers expect to welcome more than 3900 exhibitors and upwards of 180,000 attendees. For more on this year's event and what it represents in the context of the Asia/Pacific region, read "CHINAPLAS 2020 Preview: Asia poised to prosper."

Source: Plastics Today

New Age Industries introduces phthalate-free PVC tubing

New Age Industries (Southampton, PA) has introduced Clearflo 70 phthalate-free PVC tubing, developed in response to customer demand for fluid-transfer products that do not contain leachable phthalates such as DEHP or BPA. Some studies indicate that these chemicals, which are used to make certain plastic materials more flexible and easier to process, may have a negative impact on human health, said New Age Industries.

"Our customers want to use the safest possible tubing in their processes," stated Gregg Donovan, Product Marketing Manager. "Removing the threat of a potential health hazard on our end removes the worry from our customers and lets them focus on their products."

In addition to being phthalate-free, Clearflo 70 tubing meets USP Class VI requirements and conforms to FDA standards. It also is listed for use with food equipment by the National Sanitation Foundation (NSF-51). Its glass-like clarity lets users view fluid flow and the smooth surface enhances flow capability. Clearflo's flexibility along with its light weight and abrasion resistance allow it to handle a variety of chemicals, gases and liquids.

New Age stocks Clearflo 70 tubing in 50 sizes, with inner diameters ranging from 1/16 to 2 inches. Larger sizes are available. The company also offers braid-reinforced PVC hose for higher pressure usage, as well as fittings and clamps for attachment.

Source: Plastics Today

Starbucks capitulates to demands from anti-plastics activist group

After holding Starbucks Corp. hostage with the threat of another pending shareholder proposal, activist group As You Sow has withdrawn that proposal based on "months of constructive dialogue" that resulted in Starbucks agreeing to a reduction in the use of plastic.

A shareholder proposal was filed in 2019 that asked the company to renew a "failed effort" to serve 25% of beverages in reusable containers and to start recycling packaging in developing markets. As You Sow said that while the shareholder proposal was supported by 44% of shares voted, valued in excess of $20 billion, when the company did not adequately respond, the proposal was re-filed for 2020, which sparked a "more productive dialogue."

According to a news release from As You Sow, Starbucks has signaled its intention to move from single-use cups and plastics to reusable packaging. The company also has committed to develop new reusable container goals, and to cut global packaging waste 50% by 2030. The company also told As You Sow it will "pursue a parallel track of making existing single-use cups more recyclable and more frequently recycled in the short term, while pursuing long-term efforts to shift to reusable or refillable containers."

Starbucks said it will also continue its NextGen Cup Challenge, initiated in response to a 2018 proposal by As You Sow, which seeks to alter the composition of paper cups to make them more recyclable and compostable in many markets. The company also "pledged" to undertake "comprehensive market research and trials on consumer adoption of reusable containers over the next year and set a strengthened reusables goal, or range of goals, in 12 months based on research results."

While all of that sounds good and might be enough to get As You Sow off its back for a while, Starbucks will soon find out what other brand owners are discovering: Recyclable plastics have a better environmental footprint than paper, which requires a lot of water—a scarce global resource—to produce. I'm not sure what they will find for their NextGen cups, but unless paper is lined with polyethylene it won't hold hot or cold liquids.

As for the reusable idea, I'm assuming Starbucks will start selling reusable coffee mugs. They already sell reusable glasses for cold drinks made from polycarbonate, I assume? I've picked them up and tapped on them—it could be polystyrene, I suppose. Of course if someone wants to take out their hot coffee, they could buy a mug or bring in their own mugs or stainless-steel thermos cups. As You Sow references competitor Blue Bottle, which I wrote about recently, and its commitment to eliminating disposable single-use cups and replacing them with reusable cups. But there are problems with that, and as of yet I've not heard back from Blue Bottle about the increased water and electricity costs.

Health department rules typically have some restrictions on restaurants filling a cup or glass brought in from outside the store. Rules also restrict taking a used cup or drink glass behind the counter for refills. They could begin using drink glasses and mugs made from polycarbonate that would withstand reuse and sterilization and washing in hot soapy water, as required for sanitary purposes. The energy used to run dishwashers all day with hot water makes any CO2 savings moot and increases the cost to Starbucks, i.e. consumers.

As You Sow isn't really as concerned about the environment as they would lead us to believe. They just want to get rid of all plastic, despite the fact that plastic used in single-use food-service applications has health and safety benefits. It saves resources, reduces energy use and is an overall better choice. Recyclability is the first good option for capturing the value of plastics. To that end, I do agree with As You Sow calling out Starbucks for the lack of recycling bins at its thousands of stores globally. That would go a long way toward boosting the recycling rate of single-use plastics.

Source: Plastics Today

Shell uses plastic waste to produce resin feedstocks

Shell says that it has successfully made "high-end" chemicals using a liquid feedstock made from plastic waste using a pyrolysis process that is considered a breakthrough for hard-to-recycle plastics. The initiative advances Shell's ambition to use one million tonnes of plastic waste a year in its global chemical plants by 2025.

Atlanta-based Nexus Fuels LLC recently supplied its first cargo of pyrolysis liquid to Shell's chemical plant in Norco, LA, where it was made into chemicals that are the raw materials for everyday items. Shell Chemicals manufactures ethylene, propylene, and butadiene at the site. According to a Nexus Fuels company spokesperson, "Our process uses HDPE, LDPE, PP, and PS. Our sources for material are primarily post-industrial and post-retail. At present, we are not taking post-consumer due to high contamination levels."

The Nexus process is operational at a commercial scale and scalable—50-tonnes/day at the plant in Atlanta, GA. Nexus claims five times better EROEI (energy returned over energy invested) and 25% more liquid per tonne of waste with less char. It is less than one-quarter the cost per tonne compared with other pyrolysis systems.

"This [move] makes sense for the environment and our business," said Thomas Casparie, Executive Vice President of Shell's global chemicals business. "We want to take waste plastics that are tough to recycle by traditional methods and turn them back into chemicals – creating a circle. These chemicals will meet our customers' growing demands for high quality and sustainable products."

Shell is working with multiple companies who collect and transform plastic waste in order to scale this solution to industrial and profitable quantities across its chemical plants in Asia, Europe, and North America.

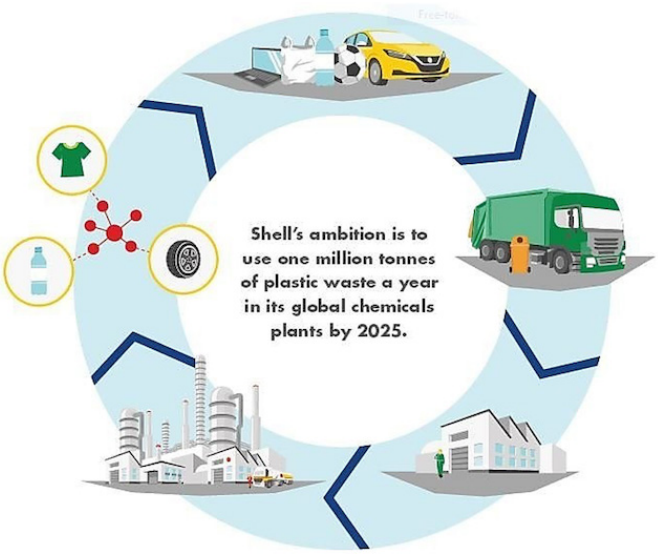

Shell is a founding member of the Alliance to End Plastic Waste (AEPW). This not-for-profit organization is bringing together top minds from across the plastics value chain (chemicals and plastics manufacturers, consumer goods companies, retailers, converters and waste management companies) and partnering with the financial community, governments and civil society. The AEPW has committed $1.5 billion over the next five years to help end plastic waste in the environment. Shell is also working with its retail, business fuels and lubricants customers to help reduce, reuse and recycle plastic packaging.

Pyrolysis is a chemical recycling process of heating plastic waste without oxygen, such that it breaks down the longer chain polymers into shorter chain materials. These products can then be further processed into chemical feedstocks or fuels. Pyrolysis can be more effective than the traditional mechanical recycling process of melting as it does not degrade the quality of the final plastic and requires less intensive sorting of the initial waste.

Source: Plastics Today

Nestlé to invest CHF2 bn to boost food-grade recycled packaging

Multinational company Nestlé says it will invest up to CHF 2 billion to boost new sustainable packaging solutions and lead the shift from virgin plastics to food-grade recycled plastics. Building on its 2018 commitment to

make 100% of its packaging recyclable or reusable by 2025, the Swiss food/beverage firm says it will reduce its use of virgin plastics by one third in the same period whilst working with others to advance circular economy.

Nestlé says it is committed to sourcing up to 2 million tonnes of food-grade recycled plastics and allocating more than CHF1.5 billion to pay a premium for these materials between now and 2025. Nestlé will seek operational efficiencies to keep this initiative earnings neutral.

Packaging innovations, including new materials, refill systems and recycling solutions, is another key challenge on the path towards a waste-free future. In addition to its significant in-house research through the Nestlé Institute of Packaging Sciences, the company will launch a CHF250 million sustainable packaging venture fund to invest in start-up companies that focus on these areas.

These two initiatives come in addition to Nestlé's major ongoing efforts in research, sourcing and manufacturing to make its packaging recyclable or reusable and contribute to its goal to achieve zero net greenhouse gas emissions by 2050. As part of the company's packaging commitment and to increase transparency, Nestlé will continue to outline further initiatives and provide regular progress updates.

"No plastic should end up in landfill or as litter," said Mark Schneider, CEO of Nestlé. "Making recycled plastics safe for food is an enormous challenge for our industry. That is why in addition to minimising plastics use and collecting waste, we want to close the loop and make more plastics infinitely recyclable. We are taking bold steps to create a wider market for food-grade recycled plastics and boost innovation in the packaging industry. We welcome others to join us on this journey."

"We are pleased to see Nestlé commit a CHF2 billion investment toward creating a circular economy for plastics, alongside a reduction of its use of virgin plastic in packaging by one third by 2025. By eliminating the plastics we don't need, innovating in areas like reuse models and new materials, and circulating the plastics we do need — also in more challenging food grade applications — we can create an economy where plastic never becomes waste. Achieving the commitments announced today will significantly contribute towards realizing this vision," said Andrew Morlet, CEO, Ellen MacArthur Foundation.

Source: Plastics and Rubber Asia

China to halt single-use plastics by 2025; Malaysia sends back foreign plastic waste

After having banned imports of foreign plastic waste for recycling in 2017, China has now said that it plans to put a stop on the sale and production of single-use plastics starting this year. In 2008, China also tried to introduce a ban on the giving away of free plastic bags and the production of ultra-thin bags.

According to the latest plans put forward by the National Development and Reform Commission and the Ministry of Ecology and Environment, non-degradable plastic bags will be banned in major cities by the end of 2020 and in all cities and towns by 2022. Markets selling fresh fruits and vegetables will have until 2025 to phase out the bags.

The plan targets a variety of plastic types and industries over the next five years:

- A ban on the production and sale of plastic bags less than 0.025 mm thick
- A ban on single-use straws in restaurants by the end of 2020
- Restaurants to reduce the use of plastic items by 30%
- Hotels not to give out free plastic items after 2025

The ban comes on the heels of China announcing that it's mega-dump, the largest in the country is full 25 years ahead of schedule. The Jiangcungou landfill in Shaanxi Province is the size of 100 football fields and was built to receive 2,500 tonnes/day of waste. Instead, the landfill received 10,000 tonnes/day of waste. Thus, the government has also announced it would work to create recycling programmes and promote the use of recycled plastics.

Though China is one of the largest waste producers in the world, producing 60 million tonnes of plastic waste in 2010, the US produces more waste per person than China, with each citizen producing an average of 808 kg/year, according to the Global Waste Index 2019. To date, there are three states in the US that have banned single-use plastic bags. California was the first state to ban its use, followed by Hawaii then New York. The ban of single-use plastic bags in New York will go into effect in March of 2020. While those are the current states that have banned single-use plastic bags, numerous cities and counties across the country have banned their use.

Meanwhile, China is not the only country in Asia that has cracked down against single-use plastics. Thailand announced earlier this year that single-use plastic bags would be banned in major stores, with a complete ban across the entire country in 2021.

Indonesia's capital Jakarta also is banning single-use plastic bags in department stores, supermarkets and traditional markets by June 2020. The Indonesian island of Bali has also banned single-use plastic.

Malaysia no more a dumping ground

Elsewhere, Malaysia has sent back 150 shipping containers of illegally imported plastic waste back to their countries of origin, including the US, UK, France and Canada, saying that it won't be the "garbage dump" of the world. According to the country's Environment Minister Yeo Bee Yin, 3,737 tonnes of rubbish will be returned to 13 countries.

Of the 150 containers, 43 were sent back to France and 42 to the UK, while the US will receive 17 and Canada 11. Yeo also said there were plans to send back further containers in the near future. Malaysia was the destination for illegal plastic waste, after China put a halt on the recycling of plastic waste from foreign countries in 2017. Wealthier countries have been sending plastic waste to Malaysia since then, but officials say they are struggling to cope with the amount that is being brought in illegally.

A recent Greenpeace report found that during the first seven months of 2018, plastic waste exported from the US to Malaysia more than doubled compared with the previous year. The war on plastic waste also played out in the Philippines, which sent back container loads of plastic waste to Canada last year. And in May 2019, the governments of 187 countries, including Malaysia,

agreed to add plastic to the Basel Convention, a treaty that regulates the movement of hazardous materials from one country to another, to combat the dangerous effects of plastic pollution worldwide. The US did not partake in the agreement.

Source: Plastics and Rubber Asia

Huhtamaki flexible packaging launches recyclable laminate for shampoo

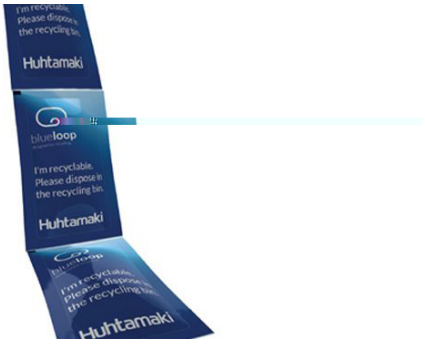

Huhtamaki Flexible Packaging has introduced a new recyclable, polyolefin-based barrier packaging solution for shampoo sachets

Huhtamaki Flexible Packaging segment's research and development team in India has recently established fully recyclable flexible packaging solutions for several product categories under the blueloop platform. A polyolefin-based barrier laminate for shampoo sachets is already on the market and solutions for coffee, detergent, jams, ketchup, soaps and dry soups have passed long-run trials and are ready for wider market adoption. "Achieving a commercially feasible recyclable solution required a significant amount of research and development work", says Ashwini Singh, Associate Vice President of Innovation and Product Development at Huhtamaki India.

"Recyclable solutions must perform as well as traditional laminates on the existing packaging machinery", he continues. "To reach the ideal solution, we collaborated broadly with different teams in the packaging value chain, within the company as well as with our customers. Time and technical resources were invested to ensure that our customers' line efficiency is not compromised when changing to a recyclable material."

Consumer convenience is also an important element in a functional packaging solution. To improve consumer experience, the Huhtamaki team incorporated an easy-tear feature into the shampoo laminate. Huhtamaki India is ready to broaden and has already tested a range of sustainable packaging solutions for different applications under the Huhtamaki blueloop platform.
Closing the Loop on Circular Flexible Packaging

Huhtamaki blueloop is a collaborative platform for making flexible packaging recyclable, circular and sustainable. It unites people from all areas of the packaging sector under a citizen mindset: We all share the passion to make packaging sustainable globally. Huhtamaki blueloop addresses the issues created by a linear consumption model. We are helping our customers reach their sustainability goals by making flexible packaging circular.

Source: Plaspak Asia

Linx Printing launches new ink for retort applications

Linx Printing Technologies has introduced an ink specifically formulated to resist moisture, colour change and transference. It is applicable for consistent coding through pouch and can retort applications where the contents are cooked in the packaging after they are coded.

The new Linx Black retort ink 1077 has been developed for the company's Linx 8900 and 8800 Series continuous ink jet (CIJ) coders, and is a dye-based MEK ink. This specialist ink is designed for use in typical sterilisation and wet retort process conditions. Its formulation enables the printers to code through a thin layer of oily film or grease. In addition, it contains components that enhance its adhesion under moist and high-temperature conditions, delivering adhesion and transfer resistance, as well as durability and legibility on a range of materials after processing.

Applications for Linx Black retort ink 1077 include a variety of food packs, such as ready meals, vegetables, beans, fruit, soup, rice, meat and fish products and pet foods. This include products that are coded before a cooking process.

The ink can also be used on other materials including metal cans, formed aluminum, and plastic packaging such as polyester (PET) pouches.

Source: Plaspak Asia

THE PLASTICS EXPORT PROMOTION COUNCIL

3rd Edition

COMPLAST

Complete Plastics Exhibition

SOUTH AFRICA

3rd - 5th, March 2020

GCC | JOHANNESBURG | SOUTH AFRICA

Exhibition for

- Raw materials – Polymers & Resins, Intermediates
- Masterbatches, Additives, Colourants, & Fillers
- Processing machinery, Moulds & dies
- Finished products of plastics

3200sqm Exhibition Area

150+ Exhibitors

10+ Countries

3400+ Visitors

SUBSIDY AVAILABLE SUBSIDY

Subject to Terms and Conditions

To Book Your Space

Mr. Nilotpal Biswas
+91 9331078058
nilotpal@plexconcil.org

India News

Budget 2020 Special

Small businesses ask Nirmala Sitharaman for more funds to export more

MSMEs share in total exports increased from just 7.5 per in FY18 to nearly 50 per cent in FY19 vis-a-vis 5.9 per cent and 4.8 per cent during FY16 and FY17 respectively.

Union Budget 2020 India: Among key measures required to boost MSME exports, the sector has sought a minimum 50 per cent of market development funds to be earmarked for MSMEs, in the upcoming budget, given that they contribute close to 50 per cent to India's exports. The contribution stood at 48.10 per cent for FY19 as per the information from Directorate General of Commercial Intelligence and Statistics, MSME Minister Nitin Gadkari had said earlier this year in a written reply in Rajya Sabha.

MSMEs exporters need help of public institutions in overcoming the non-tariff walls especially of standards and testing even as export support establishments such as export promotion councils (EPC) and boards have abjectly failed to understand these challenges, said MSME body Federation of Indian Micro and Small & Medium Enterprises in its pre-budget expectations to the finance minister Nirmala Sitharaman. Hence, in order to help MSMEs amid changing economic scenario, the role of EPCs and Exim Bank requires thorough review in consultation with the beneficiary group, FISME suggested.

Source: Financial Express

Govt may increase import duties on more than 50 items

- Higher customs duties are likely to hit electronics, electrical goods, chemicals and handicrafts
- The hike would provide a level playing field for local manufacturers who are hit by cheap imports from China, say officials and industry sources

India plans to increase import duties on more than 50 items including electronics, electrical goods, chemicals and handicrafts, targeting about $56 billion worth of imports from China and elsewhere, officials and industry sources said.

Finance Minister Nirmala Sitharaman could make the announcement when she presents her annual budget for 2020/21 on Feb. 1, along with other stimulus measures to revive sagging economic growth, one of the government officials said. Higher customs duties are likely to hit goods such as mobile phone chargers, industrial chemicals, lamps, wooden furniture, candles, jewellery and handicraft items, two government sources with direct knowledge of the matter said.

The move could hit smartphone manufacturers that still import chargers or other components such as vibrator motors and ringers, along with retailers such as giant IKEA that is in the process of expanding its footprint in India. IKEA had previously flagged higher Indian customs duties as a challenge.

The government had identified items and decided to increase import tariffs by 5%-10% as recommended by a panel of trade and finance ministry officials, among others, the second government official said.

"Our aim is to curb imports of non-essential items," said the official, adding a hike in import duties would provide a level playing field for local manufacturers-hit by cheap imports from China, the Association of Southeast Asian Nations (ASEAN), and other countries that enjoy trade pacts with India. The sources asked not be identified as the discussions were private.

A spokesman for the finance ministry and a spokeswoman for the commerce ministry declined to comment. Since taking charge in 2014, Prime Minister Narendra Modi has imposed several restrictions on imports while allowing more foreign investment in manufacturing, defence and other sectors.

Modi's ruling Bharatiya Janata Party (BJP) has also asked the government to increase duties on non-essential items to boost local manufacturing. "We expect the budget will address the issue of cheap imports under free trade pacts," Gopal Krishan Agarwal, the head of BJP's Economic Affairs Cell, told Reuters.

A committee of trade ministry officials in consultation with local industries had initially planned to target more than 130 items accounting for roughly $100 billion worth of imports, but it has since pruned the list, the first official said.

IMPORT QUALITY STANDARDS

The government is separately considering imposing "quality standards" on imports as less than 10% of India's tariff lines are regulated for safety, health and environmental standards, an industry official, who is participating in the pre-budget consultations, said.

Ahead of the budget, the trade ministry has also asked the finance ministry to consider a Border Adjustment Tax (BAT) on imported goods to level the playing field for domestic players that also have to pay local taxes like electricity duties and levies on fuel, the second government official said.

The official added this could be imposed on top of any tariffs further raising the costs of imported goods. Last July, the government raised import tax on more than 75 items, including gold and automobile parts, in its post-election budget.

India's goods imports, which had been growing faster than exports in the last several years, fell some 8.90% during the April-December period from year-earlier levels, compared to a roughly 2% decline in exports. This has helped the Modi administration cut its trade deficit that stood at $118 billion during April-December, down from $148 billion a year earlier.

The United States wants India to buy at least another $5-6 billion worth of American farm goods if New Delhi wants to win reinstatement of a key U.S. trade concession and seal a wider pact, four sources familiar with the talks told Reuters. U.S. President Donald Trump cited trade barriers last year when removing India from its Generalized System of Preferences programme that allowed zero tariffs on $5.6 billion of exports to the United States. In retaliation, India slapped higher tariffs on more than two dozens U.S. products.

Source: Reuters

Budget 2020 may include gift for traders; India's exports much below desired level of growth

"If India has to be a 5 trillion-dollar economy by 2025, exports of goods and services should at least be around 1 trillion dollars. With the current level of performance, India will not be able to pursue an export-led growth needed to drive the high GDP growth", says FICCI Pre Budget Memorandum report. It also says that through the coming Budget 2020, India needs to adopt a more strategic approach, especially with rising protectionism around the world.

Increasing exports may play a vital role in taking India a step closer to Narendra Modi-led government's $5 trillion economy goal but it has been muted in recent months. To pursue export-led growth, the coming Bud-

get is likely to include various steps on how the exports from India can be pushed. Finance Minister Nirmala Sitharaman held the third pre-budget consultation meeting today, which included discussions on various areas including measures for promotion of exports amid rising protectionist tendencies. Exports form the backbone of a country's current account and thus it becomes important to maintain its momentum.

Sharp moderation in exports of goods and services along with a few other factors such as private consumption and capital formation have led to slower growth in the last two quarters. India's total merchandise exports contracted by 1.5 per cent during April-August 2019, compared to 15.7 per cent growth on-year. Similarly, imports contracted by 4.4 per cent, compared to 8.7 per cent growth in the same duration.

However, amid the ongoing trade war, with costlier goods and reduced efficiency of China to export, the global importers may look at India to fulfill their demand. Importers have already reached out to Indian sellers in sports goods, toys, stationery, cables, and electronics parts categories, according to FICCI.

Ahead of the Budget 2020-21, the government has recently announced various measures such as export-related incentives, finance, credit, and facilitation, which may help in boosting India's exports. Apart from this, the FICCI report suggests that comprehensive trade and economic cooperation agreement with the EU should be expedited as it will provide greater market access for India's exports. Also, it is said that negotiating existing Free Trade Agreements at the time of their review can also work to overcome the restrictions faced by India and its partners.

Source: Financial Express

Commerce department seeks funds to boost export finance

Under the enhanced Trade Infrastructure for Exports Scheme, the ministry has been promised an allocation of around Rs 50 crore, same as it got last year. As the Centre is reducing various export subsides, the Commerce Department is pitching for larger funds to develop exports and provide more trade finance, as part of the upcoming Budget. The subsidies form main component of the department's budgetary allocations.

Under the enhanced Trade Infrastructure for Exports Scheme, the ministry has been promised an allocation of around Rs 50 crore, same as it got last year, sources said. The allocations have been falling over the past two Budgets.

More funds are also expected for the Export Credit Guarantee Corporation (ECGC), for which the government has a lot of plans in store. The government is banking on greater loan coverage, easier inspection norms, and streamlining of profiles of exporters, to raise annual credit disbursal by 30 per cent in the current fiscal year (2019-20 or FY20).

One of the demands of the industry is to increase export credit insurance. Commerce and Industry Minister Piyush Goyal has said premiums paid by small businesses would fall. Under the proposed Niryat Rin Vikas Yojana (Nirvik) scheme, the interest rates will likely fall to 3.15 per cent for export credit in dollar terms and 7.35 per cent in rupee terms, according to the proposal moved to the Cabinet.

For this, the officials said the finance ministry has been asked for more funds to shore up the ECGC's coffers. The corporation has been getting Rs 500 crore from past three Budgets. The government wants to bring down the cost of credit to lower provisioning requirement and quicker settlement of claims. Export credit disbursal by public sector banks fell by 45 per cent in FY19 to Rs 15,600 crore, according to the Reserve Bank of India (RBI) data. In the previous year, it was Rs 28,300 crore.

Export incentive focus

The department may also unveil the actual size and structure of the proposed Remission of Duties or Taxes on Export Products (RoDTEP) scheme in the Budget, the sources said.

JEC WORLD 2020

The Leading International Composites Show

March 3-4-5, 2020 | PARIS-NORD VILLEPINTE

Join the leading one-stop shop event
for the composites materials industry

43,500+ professional visits

1,300+ exhibitors

112 countries

4,000+ Business Meetings

120 Journalists

28 regional & international pavilions

www.jec-world.events

RoDTEP is set to replace the Merchandise Exports from India Scheme (MEIS) — India's largest export promotion scheme — after the World Trade Organization said it distorted trade by providing direct subsidies. The organisation, in November 2019, ruled against India in its trade dispute with the US and asked it to stop all export promotion schemes within four months.

Initial deadline to end the scheme was December 31, 2019, but the government extended it till March 31 this year. The government was swamped by sustained complaints from some sectors, including the electronics. It argued that the sector needed government support to ride out a global slowdown.

Introduced in 2015, under the Foreign Trade Policy, the mega MEIS was created by the merger of five reward schemes. It incentivises merchandise exports of more than 8,000 items. Exporters earn duty credits at fixed rates of 2 per cent, 3 per cent, and 5 per cent, depending upon the product and country. Government officials maintain that RoDTEP, would also be based on MEIS and is estimated to cost Rs 50,000 crore in tax rebates. But lack of clarity on what the rate structure would look like has made exporters jittery.

While March 31 is also the date by which the updated Foreign Trade Policy (FTP) 2020-2025 is set to go live, the department sources said they expect the finance minister to announce atleast some steps to address the issue of trade deficit.

Source: Business Standard

Easing of export norms, stabilisation of tax rates necessary for sustained growth

A significant amount of red tape and hurdles exist for exports. These need to be urgently identified and difficulties removed. Government could provide incentives by way of cost reductions on inputs for exports.

In October 2019, the government announced stimulus package to help spur investments to fight the economic slowdown. This included slashing of corporate tax rates from base rate of 30 per cent to 22 per cent for all companies if certain conditions were satisfied. Lower tax rate of 15 per cent was announced for newly set up companies which start manufacturing on or before 31 March 2023. While these measures have been lauded, they have failed to result in significant increased investment. The major reason for this lack lustre response is low level of consumption and corresponding demand to provide confidence for increased investment commitments. While reduction in tax rates for individuals may have some positive impact on increase in consumption, this may not be sufficient. Businesses would need to focus on increasing exports to compensate for slack domestic consumption.

However, Indian exports have remained low for a variety of reasons. A significant amount of red tape and hurdles exist for exports. These need to be urgently identified and difficulties removed. Government could provide incentives by way of cost reductions on inputs for exports. Setting up of small industries face significant compliance and regulatory hurdles at ground level. The sectors and specific geographical areas need to be identified, processes be streamlined and made transparent for hassle free trade, commerce and industrial activities. Though India has made huge strides in improving its ranking in 'ease of doing business', a lot more needs to be done on the ground level to rouse the animal spirit for taking risks.

While tax incentives have a role to play, the impact of the incentives is dampened by the difficulties faced in tax administration. Availing of tax incentives could result in litigation as creative structures may be used to claim incentives and in a bid to protect the tax base that tax officers will deny them. Trust and partnership need to be fostered between tax administration and tax payers to give desired result of tax concessions.

A major reform required is providing stability and certainty to taxation regime. Changes announced every year cause businesses to keep restructuring to benefit from newer schemes which may also lead to litigation. Once tax rates and schemes are announced, they should be allowed to stabilise and run successfully for at least 3 years. Changes should be limited to providing clarifications or for removing difficulties in implementation. Tax compliance needs to be made easy, hassle free and transparent.

In the infrastructure sector, equipment procurement and construction contracts usually require a consortium of operators to come together. This may expose them to be taxed as association of persons which leads to significant uncertainties and litigation. There needs to be a separate tax regime, recognising the special need of this sector to ensure tax certainty and ability to claim treaty benefits where applicable.

Source: Business Today

Govt may announce steps to liberalise insurance sector, ease restrictions on FDI

The year 2019 saw a steady flow of the foreign direct investment (FDI) into India, despite comparatively slower growth in the global and Indian economy. FDI inflows until September 2019 stood at $26 billion indicating a 15% growth over the previous year.

As India aims for a $5 trillion economy, the Government is optimistic of continuing to attract foreign investment. The Government's liberalised norms along with a significant jump in the ease of doing business ranking is expected to further boost foreign investment in India which should, in turn, give the much-needed impetus to the economy.

The Government had earlier held a series of meetings with various stakeholders to further relax the FDI norms in areas like AVGC (animation, visual effects, gaming and comics), and insurance. Additionally, important clarifications were also issued by the RBI on the foreign investment framework.

Increase overseas investment limit in insurance to 74%
In the Union Budget for fiscal year 2020, the finance minister had indicated that the government would examine suggestions for opening up FDI in the insurance sector in consultation with all stakeholders. Subsequently, the FDI limit in insurance intermediaries was increased from 49% to 100%. It is expected that the government could raise overseas investment limit in Indian insurance companies to 74% under the approval route from the existing 49%.

The increase in FDI limit could pave the way for foreign players who are expected to bring in new technologies, new products and ensure better market penetration. This will also ensure that long-term funds stay invested in India.

Ease restrictions on FDI by joint ventures or wholly-owned subsidiaries of Indian parties

The existing legal framework under the Foreign Exchange Management Act (FEMA) does not permit FDI by an overseas joint venture (JV) or a wholly-owned subsidiary (WOS) of an Indian party without prior RBI approval because this is perceived as round-tripping irrespective of the source of the FDI.

Round tripping has never been defined in the exchange control regulations. This concept was brought into law in May 2019 when the RBI updated its frequently asked questions (FAQs) on overseas direct investment (ODI) to provide that no Indian company, partnership firm or LLP can acquire a stake in an offshore company that in turn has an existing FDI in an Indian entity irrespective of the level of FDI.

In addition, foreign WOS or JVs of Indian companies have been barred from setting up subsidiaries in India. If an Indian party proposes to make such an investment, it will have to approach the RBI for prior approval, which would be considered on a case-to-case basis.

While the RBI aims to restrict round-tripping as well as overseas structures which were primarily set up to hold Indian assets, taking advantage of beneficial tax regimes while offshoring Indian wealth - the wording of the FAQ appears to be quite expansive and impacts genuine structures.

For instance, an Indian party acquiring even a nominal stake, say one equity share in an overseas company under the automatic overseas direct investment (ODI) route will have to ensure that the foreign company does not hold a stake or makes no investment in another Indian entity, even if it belongs to a different business group. The fact that local money is not brought back to India is not considered in the FAQs.

The Government should introduce norms to carve out bonafide investments. This would help the Indian parties which have made outbound investments to attract FDI in India for their group entities.

Liberalisation of FDI norms

The department for promotion of industry and internal trade (DPIIT) issued a press note on 18 September 2019 (Press Note 4), to introduce relaxation in FDI norms in several sectors like single-brand retail trading, contract manufacturing, coal mining, and digital media. The Government allowed 100% FDI in coal mining and contract manufacturing eased sourcing norms for single-brand retailers and approved 26% foreign investment in digital media.

There is much optimism around these policy changes, as it is expected to attract FDI investments in the manufacturing and retail sector.

Consequential amendments to Foreign Exchange Management (Non-debt Instruments) Rules, 2019

The Government had notified the Foreign Exchange Management (Non-debt Instruments) Rules, 2019 (NDI Rules) to introduce certain changes in the FEMA framework such as vest the central government with power over non-debt instruments, vest the RBI with power over debt instruments, clearly define debt and non-debt instruments, amongst others.

The NDI Rules along with the NDI Amendment Rules have helped to provide a distinction between debt and non-debt instruments and demarcate responsibility between the government or RBI for each type of instrument. This is expected to simplify the framework for foreign investment in India and also ease the approval process.

Enhanced scope of special non-resident rupee account
The RBI recently enhanced the scope of non-interest bearing special non-resident rupee account (SNRR Account) by permitting persons residing outside India to open such accounts to facilitate rupee-denominated external commercial borrowings (ECB), trade credit and trade invoicing. SNRR Account can now be opened and operated for business interest in India including Indian Rupee (INR) transactions such as ECBs in INR, trade credits, trade invoicing, amongst others.

Further, restriction on the tenure of SNRR account, which currently is seven years, has also been removed. This move is aimed at popularising cross-border transactions in INR and fulfil the demand to allow a mechanism to receive trade payments for import of goods and payments to Indian customers.

Road ahead

The proposed liberalisation of the insurance sector, ease of restrictions on FDI by JVs/WOS of Indian parties and other measures taken for liberalising FDI are expected to spur investments and raise investor sentiment. The government is also expected to announce in this year, two new policies - new industrial policy and national e-commerce policy and introduce labour reforms. With these policies and initiatives, the government hopes to continue India's FDI growth story in 2020.

Source: Business Today

Other News

View By Ritesh Singh for ET: Should India follow China's course or chart its own path to reach the $5 trillion goal?

We don't need to copy China to be an economic superpower, except maybe its long-term focus.

Many of us increasingly believe these following five myths about China:

1. China's authoritarian governance model is primarily responsible for its unprecedented economic rise;
2. China has made impressive gains by manipulating global trade and investment rules, stealing IPRs and resorting to unfair subsidies;
3. China promotes exports by all kinds of fair and foul means but remains unreceptive to imports;
4. Favourable global factors such as emergence of WTO and Information Technology Agreement (ITA) helped China to become the world's factory; and
5. China's been able to create its local tech biggies like Alibaba by restricting global tech giants such as Amazon.

In this view, India should take the following lessons. We should be cautious about FTAs (that lead to more imports than exports), and shouldn't be all-welcoming towards FDI and MNCs. We should promote desi companies over foreign ones. Most countries have now turned protectionist so we should focus on our large domestic market. We had a glorious past and unmatched scientific prowess. We're destined to have a glorious future when we'd be mightier than China or the US like we once used to be.

In this view, China doesn't have to worry about political parties, interest groups and states pulling in different directions, which explains India's slower economic progress. What we forget is that Iraq, North Korea, Russia and several African countries despite being authoritarian have done badly when it comes to bettering the material life of citizens. Several Western democracies have done far better.

Back home, BJP has a clear majority in Lok Sabha and is now also strong in Rajya Sabha. It's in office in most states. The prime minister is in full control of government

and the party. Yet, his government is the most defensive when it comes to pushing tougher reforms barring a few exceptions such as the insolvency and bankruptcy code. The Congress government led by PV Narasimha Rao or NDA led by AB Vajpayee were far gutsier. UPA-1 with thinner majority did better economically than UPA-2 with stronger majority. Modi 2.0 with better majority has delivered us 4.5% amid worsening investment climate. Conclusion: strong governments don't automatically lead to stronger economic growth.

China has not been accused of manipulating trade and investment rules, stealing IPRs and subsidising its businesses without reason. However, thinking that China has become a $14 trillion economy by cheating and manipulating is too naive. This is part of American propaganda that we have fallen for, but shouldn't. If it was that easy India doesn't have an impressive record on respecting intellectual properties or trade rules. China accounted for 21% (similar to the US) of all patents filed globally compared to 1% for India in 2018.

China doesn't often play by the rule book but the US is now trying to close down WTO. The US remains the world's top agriculture subsidising country, yet Australia, Brazil and New Zealand run the most efficient and profitable agriculture and allied industries. Thus, subsidies alone can't be the differentiator.

China is the world's second largest importer. Its import of goods and services stood at $2.65 trillion against export of $2.75 trillion in 2018. Critics say it mostly imports raw material and industrial inputs that it doesn't have or can't competitively produce. That explains India's substantial trade deficit with China. What critics forget is that India's raw material protectionism is primarily responsible for increasing import of high-value finished goods and export of low-value raw material, and not necessarily Chinese trade manipulation.

China has devised Made in China 2025 to promote futuristic industries. In contrast, India's industrial policy is obsessed with protecting manufacturers of globally over-supplied commodities such as steel, aluminium and synthetic fibres that's hurting the prospects of more dynamic downstream industries.

Like China, India too joined WTO and ITA, but it couldn't capitalise on global export opportunities. India's tax terror drove out Nokia, and ruined its chance to push electronics exports. Our exports remain sluggish not because of external factors but internal mismanagement. GST was supposed to be a game changing reform but it's actually causing a compliance nightmare for SMEs. China might have been able to create local imitations of Facebook and Google by banning them. But the US created the originals while being open. India too has created its much admired Unified Payment Interface (UPI) that Google wants the US Fed to replicate, without banning competing payment platforms. Thus, we shouldn't fall prey to the idea of blocking competition.

It's a crony propaganda that higher corporate taxes and expensive capital is making Indian businesses inefficient and thus they need protection. Rather, it's the lack of competition that is making them complacent leading to poor performance both domestically and globally. India Inc is scared by any mention of competition. Take any Indian industry except pharmaceutical or IT, oligopoly is a common feature. That needs to change if we're serious about $5 trillion GDP by 2024-25.

We don't need to copy China to be an economic superpower except maybe its long-term focus. And yes, we had a glorious past and we should be proud of that. However, we'll need to work harder to have a glorious future as competition to the top is more intense now. Even if India is a large economy, its per capita income at $2,000 is too low and income inequality too high. That will cap domestic demand, and in turn, its growth prospects. Thus, it doesn't have a choice but to push exports to grow faster. That calls for urgent internal actions. And, an open market and double digit growth is the way to glory, not shutting our doors to the world.

Source: Economic Times

Reliance Industries launching new project to use plastics in road construction

Reliance Industries, India's largest petrochem player, is launching a project to use plastics in road construction, amid growing concerns over pollution in the country of 1.3 billion whose major cities are often plagued with smog and litter. India, which uses about 14 million tonnes of plastic annually, lacks an organised system for management of plastic waste, leading to widespread littering.

Prime Minister Narendra Modi is urging India to end consumption of single-use plastics by 2022. But Indians should focus on fighting pollution, not plastics, executives at Reliance, whose chairman is Asia's richest man Mukesh Ambani, said during a launch event on Tuesday. The company will seek to work with India's highway authority and individual states to potentially supply a plastics-infused mix to make some of the thousands of kilometres of roads Modi wants to build to upgrade India's creaking infrastructure.

Light plastics, the type used as carry bags or snack wrappers, are typically not viable to recycle and so end up in landfills, street corners or oceans. Reliance wants to shred these plastics and mix them with bitumen, a formula the conglomerate says is cheaper and longer-lasting.

"(This) can be a game-changing project both for our environment and our roads," Vipul Shah, the COO of the petrochemicals business, said at a company petchem plant in the western state of Maharashtra. Shah was coy on details, saying Reliance had yet to work out the financial fine print in what he stressed would be a philanthropic endeavour.

Reliance's announcement comes as campaigners such as Greta Thunberg ramp up pressure on businesses to help tackle climate change. "It is happening internationally and now has started percolating to India too, though it's at a very early stage," said Sunil Dahiya, an analyst at the Center for Research on Energy and Clean Air. "Corporates and industries are a big source of all kinds of pollution in India, so much more serious thoughts, policies and actions are required from them," he added. India was home to 15 of the 20 most polluted cities in the world in 2018, according to a study by two groups monitoring air pollution. New Delhi is the world's most polluted capital, with smog causing school cancellations, flight diversions and untold health problems for its over 20 million people.

Source: Reuters

Exports from Southern India

Globally, the plastics industry is a USD 1 trillion economy demonstrating the enormous consumption for plastics across an entire spectrum of applications world-over. It is also indicative of immense potential for growth of Indian plastics exports, which today reaches over 200 countries globally. Plastics exports was valued at USD 11 billion during the FY 2018-19, demonstrating a double-digit growth over the previous financial year. The industry continues to grow at a steady pace despite changing global economic conditions and we are well placed in our aim to reach the USD 25 billion mark in exports by 2025. In line with this vision, the industry continues to see investments in technology, skilled manpower, expansion of capacities, commitment to quality & safety, innovation, product design and more; factors that are integral to the growth of the manufacturing and export sectors.

At Plexconcil, it is our endeavour to share market insights and information on plastics export performance, that we believe is not just of great importance to the industry in understanding the business segment, but which we hope will benefit our members when developing their own export strategies.

Southern India is the 3rd largest exporting region covering the states of Andhra Pradesh, Karnataka, Kerala, Pondicherry, Tamil Nadu, and Telangana. Below is an overview of exports from the region of products that fall under the purview of Plexconcil.

What is the value of products as under the purview of PLEXCONCIL that is exported from the Southern region of India?

Southern region is ranked the third highest exporting region of PLEXCONCIL products from India after Western and Northern Region.

Southern region of India reported PLEXCONCIL product exports worth US$ 1190 million in 2018-19, up 12.0% from US$ 1062 million in 2017-18.

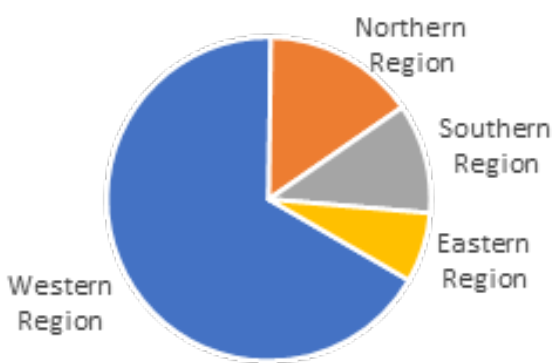

Which are the major PLEXCONCIL products being exported from Southern region?

In terms of value, Flexible Intermediate Bulk Containers (HS code 63053200) is the largest product exported from Southern region. It is followed by Human hair dressed or otherwise worked (HS Code 67030010), Other article of plastic n.e.s. (HS Code 39269099), Spectacle lenses of other materials (HS Code 90015000) and Sacks and bags of polyethylene (HS Code 39232100).

During 2018-19, these five product categories were responsible for 44% of the value of exports from Southern region.

ITC HS code	Description	Value of Exports (US$ Million)
63053200	Flexible Intermediate Bulk Containers	188.43
67030010	Human hair dressed or otherwise worked	134.89
39269099	Other article of plastic n.e.s.	102.18
90015000	Spectacle lenses of other materials	58.19
39232100	Sacks and bags of polyethylene	42.70

Which three PLEXCONCIL products from the Southern region have reported strong growth and supported growth in exports in the last five years?

The last five year data indicates that Flexible Intermediate Bulk Containers (HS Code 63053200), Dolls and other toys of plastic (HS Code 95030030), and Packaging film of other polyesters n.e.s. (HS Code 39206919) have shown maximum growth and supported export growth of PLEXCONCIL products from the Southern region.

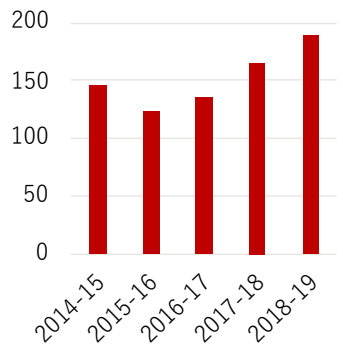

Flexible Intermediate Bulk Containers

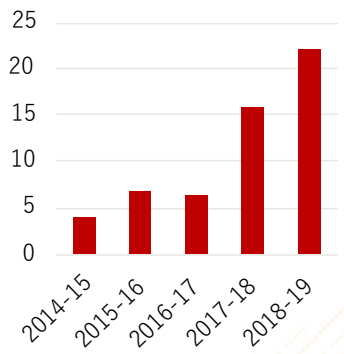

Dolls and other toys of plastic

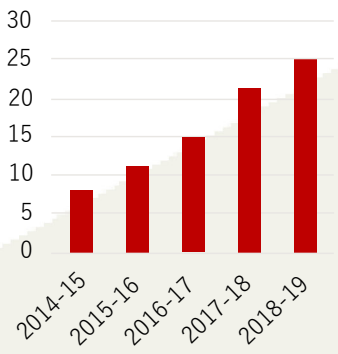

Packaging film of other polyesters n.e.s.

Which are the major exporting states of PLEXCONCIL products from the Southern region?

The major exporting states of PLEXCONCIL products from the Southern region are Tamil Nadu, Karnataka, and Andhra Pradesh. During 2018-19, these three states were responsible for 88% of the value of PLEXCONCIL exports from Southern region.

State	Value of Exports (US$ Million)
Tamil Nadu	464.45
Karnataka	426.45
Andhra Pradesh	151.78

Which three states from the Southern region reported strong growth and supported growth in export of PLEXCONCIL products in the last five years?

The last five year data indicates that Telangana, Pondicherry and Karnataka have shown maximum growth in export of PLEXCONCIL products from the Southern region.

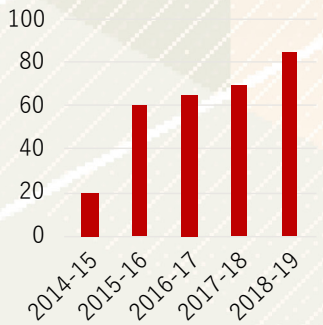

Telangana

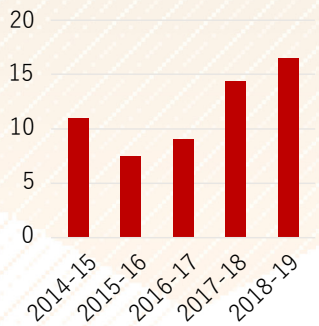

Pondicherry

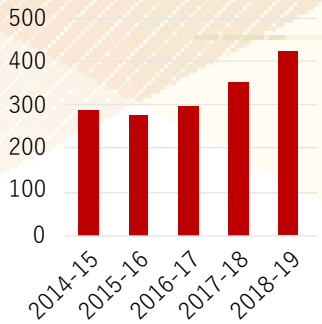

Karnataka

What are the major export destinations of PLEXCONCIL products from the Southern region?

During 2018-19, major export destinations of PLEXCONCIL products from the Southern Region were: United States, China, Germany, Bangladesh, and United Arab Emirates. This data may differ from actual as it has been arrived at using the principal commodity export data.

USA

China

Germany

Bangladesh

UAE

A Bright Future For The Plastics And Polymer Industry In Tamil Nadu

Centrality of the Chemical/ Petrochemical Industry to India

The criticality of the Chemical Industry to the Indian Economy is indisputable. The chemical industry in India is the 3rd largest in Asia with respect to output and covers more that 80,000 products covering bulk chemicals, specialty chemicals, agrochemicals, petrochemicals, Polymers and fertilizers.[1] India's chemical industry was estimated at $163 Bn in FY18.[1] The demand for chemical products is expected to grow at the rate of 9% per annum over the next 5 years to reach $304 Bn by FY2025.[1]

Some of the major initiatives at the level of the Central Government include permitting 100% FDI in chemicals (except select hazardous chemicals), development of Petroleum, Chemical and Petrochemical Investment Regions (PCPIRs), setting up of plastics parks and a renewed focus on skill development. The industry is crucial for the development of the manufacturing sector especially for achieving a $1 trillion manufacturing economy by 2025, as it covers the whole range of daily use items ranging from clothing, housing, construction, furniture, automobiles, household items, toys, agriculture, horticulture, irrigation, and packaging to medical appliances etc.[2]

Tamil Nadu - A shining Star for the Plastics and Polymer Industry

Tamil Nadu is a leader among southern states in terms of production and consumption of plastics. Tamil Nadu is renowned for its speciality plastics leveraged across the automobile, electronic and hardware sectors.[3] More than 10 Lakh people, employed by over 8000 Small and medium enterprises operate across the State.[3] Among south Indian States, Tamil Nadu leads them all in terms of Plastics consumption, at approximately 9 lakh tonnes.[3] The revenue generated by plastics related industries in the State stands at approximately 18,000 Crore (INR).[4] Besides this, Tamil Nadu also boasts of a strong support ecosystem. Tamil Nadu has a great institutional support system for the petrochemical Industry. Tamil Nadu is home to specialized institutes such as CIPET-Institutes for Plastics Technologies and CIPET-School for Advanced Research in Polymers, besides numerous leading engineering colleges, Industrial Training Institutes (ITIs) and Polytechnics.

Tamil Nadu Polymer Park- A Gamechanger

A key development in Tamil Nadu, poised to be a gamechanger for the polymer industry in the State is the Tamil Nadu Polymer Park. Tamil Nadu Polymer Industries Park Limited (TPIPL) is a Joint Venture company of Tamil Nadu Industrial Development Corporation (TIDCO) and State Industries Promotion Corporation of Tamil Nadu (SIPCOT) formed to implement polymer Industries Park. The Polymer park is spread across an area of 265.66 acres of land in Voyalur and Puzhuthivakkam Villages, Ponneri Taluk, Thiruvallur District, at an estimated project cost of Rs.216 Crore. It is estimated that investments in the units to be set up in the Polymer park will cross 2000 Crores (INR).[5] Given the proximity of the polymer park to both Ennore and kattupalli ports, and to Chennai, this is sure to impact companies positively. Furthermore, the presence of supporting institutions such as CIPET, the availability of skilled manpower at competitive rates, the proximity to an LNG Terminal and the conducive work culture, are sure to bolster the strength of the plastics industry in Tamil Nadu, and make it a choice destination for investors from India as well as abroad.

Logistically, the park is ideally located to benefit investors. There are 3 ports located near the proposed project site namely Ennore Port, Kattupalli Port, Chennai Port located at a distance of 5 ,6 and 26 km respectively. The Athipattu railway station is the nearest railway station which is located 3.30 km from the proposed project site, connecting Ennore port to Athipattu. The nearest highway and the main link to the proposed site is State Highway 56 (TPP road) which connects Thiruvathiyur, Ponneri, Panchetty. The NH – 16 is located about 22 kms from the proposed project site. Chennai International Airport is located at a distance of 45 km from the proposed project site. The well-established ecosystem for the industry, in tandem with good connectivity is sure to set the polymer industry on a bright course.

About Guidance, Tamil Nadu

It is expected that land allotments for the polymer park will begin over the next few months. Tamil Nadu is open to new Investments is the plastics/ polymer sectors. Guidance, Tamil Nadu, working under the aegis of the Industries Department, Government of Tamil Nadu is your one stop shop for facilitating investments into the State of Tamil Nadu. You can get in touch with Mr. Gaurav Daga (gaurav@investtn.in) and Mr. Zachariah Karunakaran (zachariah@investtn.in), to facilitate your investment and answer your investment queries, round the clock. We invite you to partner with us and invest in Tamil Nadu!

1. InvestIndia
2. PCPIR Policy Review, FICCI, May 2019
3. Tamil Nadu leads in plastic consumption: industry official, Business Standard, Dec 2017 and TN Polymer Park
4. TN Polymer Park 5. TIDCO



Plastics in Electrical & Electronic Equipment

High Growth Sectors

Electrical and electronic equipment now powers almost every aspect of our lives. From high-end electronics to white goods to tools, lighting fixtures, power cables, and a lot more; none can be assembled without plastic insulation, housing, plastic fasteners and even plastic components. Plastic plays a crucial role in the development of most electronic devices and electrical components.

Plastic components, plastic insulation, fasteners and plastic design elements make electronic and electrical goods safer, lighter, more attractive and even more environmentally friendly. In truth, the growth in all plastic industries supplying the electrical and electronic industry is expanding and will continue to grow over the next 25 years. The Electrical segment is expected to hold significant market share and may be attributed to increasing use of fluorinated ethylene propylene in cable and wire applications. Properties such as flexibility, low dielectric constant, and superior fire and heat resistance are likely to stimulate demand for HTPs in electrical industry.

The Basics of Plastic Use in Electrical and Electronic Industries

Plastics generally fall into two basic categories within this industry. Thermoplastics like polyethylene, a popular material within this industry as it can be melted down and re-molded repeatedly. The second category is in thermosets. This is often where urea formaldehyde is used. It is a plastic based material that cannot be remelted or re-molded but is known for its improved durability. This type of plastic composite is appropriate for components such as screws and insulating material that is exposed to heat.

Plastics in Electronics

When it comes to electronics, plastic plays an important role. It is used in everything from the housing to the plastic screws, plastic washers and special fasteners. All components that prevent electrical conductivity in certain areas of the electronic or electrical device. In fact, we can say that the personal computer, the laptop, the TV set owes much of its design freedom to the versatility of plastic components.

The Plastic Hygiene Factor

Every product, whatever it is, needs connectors. The growth of the plastic washer, plastic screw, bolt, and fastener industry in general, has seen an unprecedented increase in the last 20 years because of one very important factor. It can be easily cleaned. Plastics and plastic composites are now used in products where

electric conductivity, hygiene and ease of use all play important roles. It is in the making of plastics to make knobs, handles, facings, electric and electronic liners, plastic fasteners and internal fittings for kitchen products, appliances and health-related items that increase the hygiene and safety of all our modern-day products. When it comes to the use of plastics in electronics and in electrical production, safety is a key requirement, therefore plastic components such as plastic screws and washers are often the most popular choice as these do not rust and can be cleaned more easily.

Plastics In Electric Tools

Plastics can be made fire and impact resistant, which is why many manufacturers prefer them in tool production such as in drills, paint strippers, lawnmowers, vacuum cleaners and hedge-trimmers as well as in other types of tools.

Plastics in Office Equipment

Plastic is smart, attractive and hard wearing which makes it essential in components, keypads, housings for electronics, telephones, photocopiers and computers.



Advantage Plastic

There are so many ways plastic improves manufacturing. Some of the benefits of plastic components when used in electrical and electronic equipment are:

Electrical Insulation: Electricity is essential to many different products. Because plastics do not conduct electricity, it can be used in a variety of applications including in the joining of one component to another. Innovation in design, strength, size and type of plastic screws, washers and bolts is one such example. Currently, PVC is used widely to insulate electric wiring, and thermosets that withstand higher temperatures are used for switches, light fittings, screws and handles. Plastics are also used for housings in computers, appliances, cosmetic products (hair dryers, electric razors). This is an ideal solution to protect consumers from the risk of electric shock.

Heat Insulation: Plastics are also poor conductors of heat and so are ideal in the use of electronics as manufacturers can specifically direct heat where needed when they use plastic insulation. This has lead to the cool-touch computer, toaster, fryer and kettle. Furthermore, other products can also be made fire resistant through the use of plastics.

Lightweight: If you observe older appliances, you will note how much heavier they are as they had greater metal components. Newer products are substantially lighter through the use of plastics. And because they are lighter they also use less electricity to run.

Freedom of Design: The manufacturing industry also prefers plastic because whatever the design, plastics can deliver. The use of plastic can make for any aesthetic design, style or type and is ideally suited to ergodynamic curves which make for energy efficiency and safer use.

Durability: Plastics offer more durability, especially now that we use composite materials. They are also hygienic, easily cleaned and maintained. They do not corrode or rot and they are oil and acid resistant.

Energy-Efficient: Plastics consume only about 3 to 4 percent of oil. They require less energy and less fossil fuel to make. They are cheaper to produce and better for the environment.

Recyclable: When these plastic products reach their end of life, many of the components can be recycled thus saving energy and raw materials.

Industry Outlook

Use of plastics in the manufacture of electrical appliances is increasing. Factors such as reduction in appliance weight, aesthetics, and favorable characteristics of plastics are boosting the usage of plastics in consumer electronics products. Expansion of the electronics & electricals industry is expected to boost demand for plastics in the near future. The demand for electronics, especially mobile phones and laptops, has been rising

over the past couple of years. The demand is impacted by several factors such as availability of products and their trends, product development, per capita expenditure, disposable income, economic factors, etc.

The use of plastic in the electronic and electrical industries has brought about innovative change, yet plastic only makes up about 17 percent of all electronic and electrical manufacturing. This is due to the fact that plastic is the most visible material of the product. Housings, fasteners, and insulating are the only products made of plastic. Plastics only comprise about 17 percent of the weight or about one-fifth of the materials found in end-of-life electronics.

What's In Store for The Future?

The rapid advances in the electrical/electronic (E/E) industry are spurring numerous advancements in plastics that can match the growing complexities of electronic devices. With the latest range of plastics moving beyond insulation to offer exceptional conductivity, its use in electronics is set to increase significantly. The E/E market is the world's third-largest plastics end-user segment, following packaging and building/construction and it consumes approximately 27 billion pounds of total plastics usage globally, with the demand for conductive electronic polymer products forecast to expand by 14.5 percent per year until 2008.

The use of microcontroller and sensor technologies coupled with the demand for wireless connectivity and in-car entertainment is continuously expanding the use of plastics in automotive electronics. In the consumer electronics market, digital electronic devices, including networking and information appliances, combined with the shift toward IP-enabled devices are compelling researchers to develop a versatile range of plastics.

Inherently conductive polymers, nanocomposite plastic materials, advanced engineering plastics and other highly sophisticated materials are already proving to be highly popular in a variety of automotive and digital consumer electronics.

Depending on the electronic component or device, designers choose the plastics for their rigidity or flexibility, durability, resistance to low or high voltage, and electrical insulation or conductive qualities. Ease of fabrication, mechanical properties, temperature resistance and flame retardant capabilities are some of the other important factors.

Plastic component and plastic fastener suppliers are searching for innovative ways to supplement metal parts for plastic ones. The challenge is to make fasteners and plastic components stronger by making them from composite materials. And with the science and technology now available this can be done by producing plastic composite parts and fasteners that are stronger and more hygienic than metal ones.

The current move toward the miniaturization of electronic components and circuit boards such as computer chips is a key element that researchers need to keep in mind while developing new plastic materials. Compact and complex printed circuit boards with rising operating temperatures are driving the need for plastics with superior thermal management capabilities. New resins, additives and fillers that accommodate higher temperatures and meet the thin-wall requirements are proving to be extremely popular.

Compounds made of high-temperature thermoplastics such as liquid crystal polymer and polyethersulfone used in molded interconnect devices and low-k dielectric polymers in semiconductor fabrication are also set to witness strong growth.

E/E Plastics and the Environment

In the future, the European Union's Waste Electrical and Electronic Equipment (WEEE) and Restriction of Certain Hazardous Substances (RoHS) directives that restrict the use of certain hazardous materials are likely to have a significant impact on the plastic materials used in the production of E/E devices. RoHS directive in favour of lead-free soldering necessitates the use of plastic materials in electronic devices that can withstand higher soldering temperatures. This is approximately 20 to 30 degrees Celsius hotter when compared to the temperatures used in lead-containing soldering.

Such thermal challenges are directing much research efforts toward creating more efficient heat sinks that help cool the semiconductors. While aluminum and copper account for much of the materials used to develop heat sinks for electronics, thermally conductive thermoplastics are offering some interesting alternatives.

New Development in Plastic & Polymers

Introducing CuanSave: a flexible film made from crustacean shells

Amidst increased demand from consumers and brands alike for sustainable solutions to plastic pollution, bioplastics have become a frontrunner. Interestingly, many bioplastic solutions are increasingly coming from one of the places in which the plastics waste issue is most apparent – the marine world. Innovators including Lucy Hughes, the winner of last year's James Dyson Award, and CuanTec are turning to the sea for inspiration.

Fin Slater spoke to the latter to see if its bioplastic solution might be able to function as a viable alternative to standard plastic food wraps.

Could you introduce CuanTec to our readers and tell us a bit about what the company does?

CuanTec is a Scottish blue biotech company tackling plastic pollution and food waste with one singular circular solution – an antimicrobial, home compostable replacement for plastic food packaging.

Could you introduce your bioplastic flexible film solution?

Our films are based on use of chitin, the second most abundant natural biopolymer in the world, found in many places, so it is an excellent sustainable material that we can get from many streams of food waste.

We extract this chitin from the waste products from food processors of the shellfish industry (shells, heads, claws, tails – the parts people don't eat) and convert it to chitosan. We then mix this chitosan with other natural ingredients to produce a flexible film similar to traditional plastic packaging. But, unlike plastic packaging, CuanSave will biodegrade within 90 days in a home compost heap without causing any damage to the environment. As chitosan has antimicrobial properties, so does our packaging – this means it can extend the shelf life of products contained within, helping to reduce food waste.

Can you explain the R&D process that lead up to the creation of the product?

Chitin and chitosan are not new products and already have thousands of industrial uses, but the traditional method of chitin extraction and conversion to chitosan uses lots of harsh chemicals, resulting in toxic waste streams. It became a huge focus of the R&D process to make this as sustainable as possible. Our scientists have come up with an innovative method of biological extraction. By using bacteria in the process, we have significantly reduced the volumes and concentrations of caustic chemicals used and minimised all waste streams. Indeed, the only 'waste' we now have is a high protein liquid that we would like to repurpose into a fish feed for salmon.

Our process is also much more gentle than chemical methods – this allows it to be carried out at a much lower temperature and reduces the energy input of the process.

What are the environmental benefits of CuanSave?

Our entire process is designed to be part of a circular economy. We only use waste from food processors (that would otherwise go to landfill or be incinerated) as our raw materials and have designed a zero-waste process with a compostable product. Our product is taken from nature and returned to it at the end of its use.

Our biological process is significantly better for the environment as there is a massive reduction in harsh chemicals used, waste produced, and energy required.

The product itself will help reduce plastic pollution as it is completely home compostable – there will be no lasting negative impact on the environment from toxic by-products as it degrades. CuanSave will break down into its natural components which do not harm the environment.

There are also major benefits from its antimicrobial properties, such as shelf-life extension of fresh products, leading to a reduction in food waste. This will stop tonnes of harmful emissions entering the atmosphere and save money for food producers, retailers, and consumers.

What makes this product different from other bioplastic products?

Not all bioplastics are easily biodegradable, and many require harsh industrial conditions to break them down. This process can require lots of energy input. CuanSave will naturally break down in around 90 days without requiring a high energy process. Our packaging will be able to be disposed of in a home composting heap or food collection bins without any further thought (no washing to remove food scraps).

What are your expectations for the future of the product?

Our immediate focus is on the scale-up of our lab process and opening a pilot plant so we can begin large scale production of our chitosan. The first product we aim to make is an antimicrobial, home compostable packaging for fresh seafood. We were granted substantial funding in September 2019 which is going toward buying equipment to increase our capacities. This is our main focus for Q1 of 2020 so full-scale production of CuanSave can begin in 2020.

As we progress, we hope to enter other markets and replace single-use plastic wherever possible – there are hundreds of opportunities and a lot of plastic packaging to replace!

Researchers develop Biorenewable, Biodegradable plastics



Researchers Haritz Sardón, Ainara Sangroniz and Agustin Etxeberria at the UPV/EHU's Faculty of Chemistry, together with the researchers Eugene Y.-X. Chen, Jian-Bo Zhu and Xiaoyan Tang at Colorado State University (U.S.), have designed fully recyclable packaging materials that promote the circular economy for plastic packaging materials where design and production fully comply with requirements pertaining to reuse, repair and recycling. Their study has been published recently in Nature Communications and constitutes a step forward in solving the problem of plastic.

"Containers are needed to ensure the quality and safety of food," stressed the researcher Haritz Sardón. "Containers protect the product from external agents and the requirements they generally have to meet are good mechanical properties (high ductility) and low permeability to gases and vapors, in other words, good barrier properties. In the packaging sector plastics are the

most widely used materials owing to their good physical properties, lightness and low cost. Yet the lack of suitable recycling systems plus their non-degradable nature have led to their build-up in the environment, generating a huge problem."

In the quest to solve this problem, biodegradable materials have aroused great interest. In the right conditions these polymers degrade to form carbon dioxide, water, biomass, etc. "Poly(lactic acid) is among the most promising biodegradable polymers. Yet its high rigidity plus its low barrier character mean that this material is inadequate for replacing commercial materials," he explained.

That accounts for the recent growth in the importance of chemical recycling. "Once materials of this type reach the end of their useful service life," the UPV/EHU researcher went on, "they can be recycled chemically and the original monomer or new monomers can be obtained. The monomer can be reused to synthesize the material again. That avoids the generation of plastic waste."

"This work explores two chemically recyclable homopolymers: poly(gamma-butyrolactone), which displays suitable mechanical properties, but high permeability to various gases and vapors. By contrast, poly(trans-hexahydrophthalide) displays the opposite properties: it is very rigid and has low permeability. So we opted to develop copolymers by combining both compounds/monomers. By varying their composition it was possible to synthesize materials with suitable mechanical and barrier properties that are better than biodegradable polymers and similar to commercial materials currently used in packaging," he concluded.

Chemists make thermoset polymer using amine and triketone that is recyclable

A team of researchers at Lawrence Berkeley National Laboratory has devised a way to make a type of recyclable thermoset plastic. In their paper published in the journal Nature Chemistry, the group describes combining two particular types of monomers to form a common type of polymer that can be recycled using an acid. Coralie Jehanno and Haritz Sardon with the University of the Basque Country UPV/EHU have published a News and Views piece outlining the work by the team in California in the same journal issue.

Plastics have become an environmental problem. Companies make them and use them in a wide variety of applications. Other businesses and consumers make use of the plastics and then discard them. But because they do not degrade very rapidly, they are building up in landfills and the ocean. One particular polymer, known

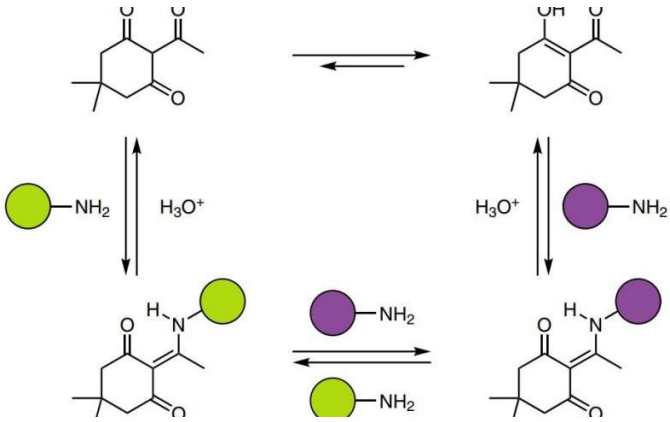

as a thermoset, is particularly troublesome because it is widely used and does not recycle easily. In this new effort, the researchers report a way to make a type of thermoset that can be broken down into its component parts using an acid and then recycled.

To come up with the right ingredients, the researchers looked for monomers they could use in a closed-loop cycle (in which the monomer building blocks are recovered) as part of recycling. They finally landed on the monomers amine and triketone. The researchers found they could use them to make a thermoset polymer simply by grinding the two together. Further work showed that if the polymer was soaked in a strong acid for 12 hours, the diketoenamine bonding network would release its bonds, separating the monomers. Next, they found the monomers could be separated and collected using an operationally simple procedure and then reused to make new thermosets that were nearly identical in nature to the original they had made.



Unlike conventional plastics, the monomers of PDK plastic could be recovered and freed from any compounded additives simply by dunking the material in a highly acidic solution. Credit: Peter Christensen et al./ Berkeley Lab

The researchers then tested their technique in conditions with other materials in the resultant polymer, such as fiberglass or flame retardants. They report that such additives did not prevent the recovery of the monomers

ALOK Masterbatches launches a new biodegradable solution - EnvoPlast

In line with the Government's "Make In India" vision and with the objective of promoting sustainable solutions, ALOK Masterbatches launched its novel new solution for the plastics industry at the Plastivision 2020. Introducing EnvoPlast, **Amit Puri, Director, ALOK** talks about the need to address the ongoing conundrum regarding the burgeoning concerns over landfills, improper disposal of plastic waste and greater need to invest in creating a circular economy as the way forward. Given below are excerpts from an interview with him at the launch of the product:

About EnvoPlast

EnvoPlast is ALOK's new and latest range of fully bio-degradable solutions. When speaking about bio-degradable, the word 'bio' itself implies that a product is closer to nature and hence compostable. EnvoPlast is our endeavour to provide environmentally sustainable solutions for the packaging industry considering that Circular Economy and Sustainability are no more just buzz words, but the solution towards addressing existing concerns. EnvoPlast's solutions are tested and proven compostable polymers developed at ATIC, the R&D arm and a state-of-the-art facility of ALOK, which has an array of global standards equipment for advanced testing of products and chemical character. EnvoPlast is a niche product and can be designed as per the Client's needs including processing, final product requirements and composting environment. It is completely customizable and it comes with ALOK's trademark tech support.

About the need for Bio-degradable products and the challenges

Bio-degradable solutions have been around for a while now and today, there are numerous manufacturers around the world and in India offering a host of such solutions in a bid to minimise damaging effects of plastics on the environment. While there are manifold benefits of plastics used in packaging, such as convenience, flexibility, hygiene, and shelf life, the collective misuse of plastics by the society at large cannot be overruled. As a result, countries have been increasingly moving towards bio-degradable solutions. Presently, adoption of bio-degradable solutions is much higher in developed economies, though in developing economies, adoption has been slower and this is majorly on account of its cost. India being a price sensitive market, has also been slow in adopting the same on a commercial scale and penetration is still low. Having said that, not all bio-degradable plastics are 100% compostable. A case in point would be oxo-biodegradable plastics that after much debate have been classified by the EU as non-biodegradable as these plastics ultimately are just broken down

to small particles and do not degrade in soil. Hence a major consideration for us at ALOK while developing EnvoPlast was to ensure that it is 100% compostable.

EnvoPlast and its applications

As mention above, EnvoPlast is 100% compostable when compared to conventional polymers which are not. However, this also means that the difference in cost between a product like EnvoPlast and regular polymers, is high. As we foresee, there may not be any blanket change in its use in the immediate future. However, it would be a phased adoption starting with high end or high value products. The Packaging industry would be the biggest consumer of the product. The product also has good potential in Single Use Plastics and that should be an area of focus. In the absence of regulations for its adoption, brand owners would need to make a conscious effort to distinguish themselves by adopting bio-degradables to woo the newer generation of consumers who are more environmentally conscious. In India, considering the higher cost of such products, we do not foresee adoption by manufacturers of low value products, unless driven by regulations. In such case, recycling would need to assume a far greater role and must be taken up on very large scale. The product is still in its nascent stage and hence its application is largely focused on packaging and is currently not designed for applications across the board.

Impact of EnvoPlast on Existing Manufacturing Set up
Use of EnvoPlast does not require any change in machinery set up and the processing can be done using existing machinery itself. However, while process parameters & stabilization would require to be reconsidered, tweaking in the thickness of the product would be needed considering the composting factor required by the customer. The transition from conventional polymer to bio-degradable material would need some handholding in the initial phase. However, there is no incremental investment needed in machinery. The impact on the final cost of the manufactured product would only be on account of higher input cost in terms of raw material. It is also recommended that use of the EnvoPlast is considered in the initial stages of product design as the thickness of the output needs to be considered. We have been working with several leading brand owners currently, who are in turn working with their converters using EnvoPlast with much success. We look forward to seeing more adoption in times to come.

About ALOK Technology Incubation Centre

The masterbatch industry like most industries is a catch-up industry. It is commonly seen that some players try to replicate solutions that are found in the west and this is not the right approach as what works in other countries may not necessarily work in India as environmental and economic conditions differ and this is precisely why many such solutions have failed over time. At ATIC, we start by understanding the customer's problems, need and opportunities. Our solutions are designed as per the customer's product price points, application and/or the surrounding environment. We have a good database

and our understanding of the segment is very strong considering our vast global network, team of skilled professionals including polymer engineers, and an academy even. Our support system is well placed and this allows us to connect various players in the industry through knowledge and expertise sharing across segments. Investing in R&D and innovation through ATIC is our way of learning and it is our constant endeavour to offer solutions that are affordable and yet most suited to our customers' requirements. ATIC won its first two awards for Innovation in LED lighting and Mulch films. We have won the National Innovation Award from the Government of India as well as the Golden Peacock Award. We recently also received the FICCI Chemical & Petrochemical Award for creating new safety benchmarks in petrochemical sector, among many others. The awards are a testament of our efforts and an inspiration to our team to continue our efforts towards sustainable development.

Way Forward

In recent years, there has been a lot of negative publicity about plastics and lot of it is even rightly so. It must be understood that any product requires resources such as water, forest, petrol, etc and all products go back to nature one way or the other. SUPs have been largely misused over the decades and today we have a situation that has been created over time. Polymers do not degrade and for any product to degrade, it requires the perfect environment, chiefly, oxygen and the problem of landfills cannot be solely attributed to Plastics. This makes Recycling of plastics and judicious use bio-degradable plastics all the more critical as even bio-degradable plastics leave a carbon foot print that we can ill-afford. Emphasis must be made to treat plastics as a precious resource and not under value it. Manufacturers must stop downsizing. Don't make plastics so cheap that it loses its value and thus becomes an exploited resource. Circular Economy must be looked at holistically and not uni-dimensionally. With larger companies and organised brand owners moving towards use of bio-degradable material for packaging and recycling through EPR, we could tackle perhaps 50% of the plastic waste problem. That itself accounts for a large part of the solution by starting a movement toward sustainability. Spreading awareness among end consumers, better packaging design, adding economic value to products as was done in the case of PET bottles, regulations and push from the Government are also areas that will help create a true Circular Economy.

Last Words

As an organization, ALOK has been constantly moving towards improving our operational efficiencies & systems across the board while lowering costs. Our plant in Surangi, that has been operational for over a year now, is fully automated. Each year, we add to our talent pool by directly recruiting from institutes such as CIPET and Delhi Technical University (DTU) as we believe that the lateral thinking of the newer generation combined with deep domain expertise of our experienced personnel allows us to grow and improve, especially considering today's dynamic times. The focus remains on creating a great team and putting our best efforts in all we do.

Leather Cloth

Leather cloth refers to synthetic / artificial leather that is made either of Polyvinylchloride (PVC) or Polyurethane (PU) or other bio-based materials, which are processed, dried and heated to resemble natural leather. Over the years, leather cloth has become the preferred choice for manufacturing products like footwear, furniture, automotive, clothing, accessories, etc. due to various reasons including its cost effectiveness, durability, availability in diverse colours and patterns over genuine leather.

World-wide import of leather cloth is above USD 11 billion.

- In 2018, top-5 exporting countries of leather cloth were: China (39.4%), Germany (9.1%), United States (7.8%), Republic of Korea (6.1%), and Taiwan (5.5%).
- Likewise, top-5 importing countries of these products were: United States (10.4%), China (8.6%), Viet Nam (8.6%), Mexico (6.5%), and India (4.0%).

India ranked as the 19th largest exporter and the 5th largest importer of leather cloth in the world. During 2018, major destination countries for export of leather cloth from India were: United States (38.1%), United Arab Emirates (11.5%), Saudi Arabia (5.2%), Kenya (4.0%), and South Africa (3.6%).

India's export of leather cloth was valued at USD 127.72 million in 2018.

HS Code	Product Description	2015	2016	2017	2018
		USD Mn	USD Mn	USD Mn	USD Mn
59031010	Textile fabrics, impregnated, coated, covered or laminated with polyvinyl chloride, imitation leather fabrics of cotton	2.09	4.76	2.66	1.03
59031090	Other textile fabrics, impregnated, coated, covered or laminated with polyvinyl chloride	120.94	92.04	89.02	77.14
59032010	Imitation leather fabrics of cotton textile fabrics, impregnated, coated, covered or laminated with polyurethane,	0.41	0.40	0.51	0.10
59032090	Other textile fabrics, impregnated, coated, covered or laminated with polyurethane,	2.37	1.78	2.15	3.37
59039010	Textile fabrics, impregnated, coated, covered or laminated with other plastics, of cotton	5.18	4.30	5.31	4.35
59039020	Textile fabrics, impregnated, coated, covered or laminated with other plastics, polyethylene laminated jute fabrics	0.60	0.89	0.94	1.06
59039090	Textile fabrics, impregnated, coated, covered or laminated with other plastics, other	10.73	11.63	14.77	40.67

Source: Ministry of Commerce & Industry, Plexconcil Research

While India exported 67.7 million sqm of leather cloth worth USD 127.72 million to the world, it also imported the same in huge quantity of about 751.06 million sqm worth USD 440.77 million in 2018 from the world. China has been a major supplier of leather cloth to India. The country supplied 79% of all such goods imported by India in 2018.

HS Code	Product Description	2015	2016	2017	2018
		USD Mn	USD Mn	USD Mn	USD Mn
59031010	Textile fabrics, impregnated, coated, covered or laminated with polyvinyl chloride, imitation leather fabrics of cotton	1.76	2.91	2.76	2.29
59031090	Other textile fabrics, impregnated, coated, covered or laminated with polyvinyl chloride	124.50	118.18	143.94	156.82
59032010	Imitation leather fabrics of cotton textile fabrics, impregnated, coated, covered or laminated with polyurethane,	1.17	0.68	0.88	1.28
59032090	Other textile fabrics, impregnated, coated, covered or laminated with polyurethane,	96.60	87.96	111.17	122.69
59039010	Textile fabrics, impregnated, coated, covered or laminated with other plastics, of cotton	3.29	1.85	2.98	4.93
59039020	Textile fabrics, impregnated, coated, covered or laminated with other plastics, polyethylene laminated jute fabrics	0.38	0.44	0.15	0.62
59039090	Textile fabrics, impregnated, coated, covered or laminated with other plastics, other	155.29	159.90	164.39	152.14

Source: Ministry of Commerce & Industry, Plexconcil Research

Panel of the Month

Our internal research indicates that India's leather cloth export has immense potential for growth in destinations like United States, China, Viet Nam, Mexico, Hong Kong, Indonesia, Romania, Germany, Poland and Bangladesh.

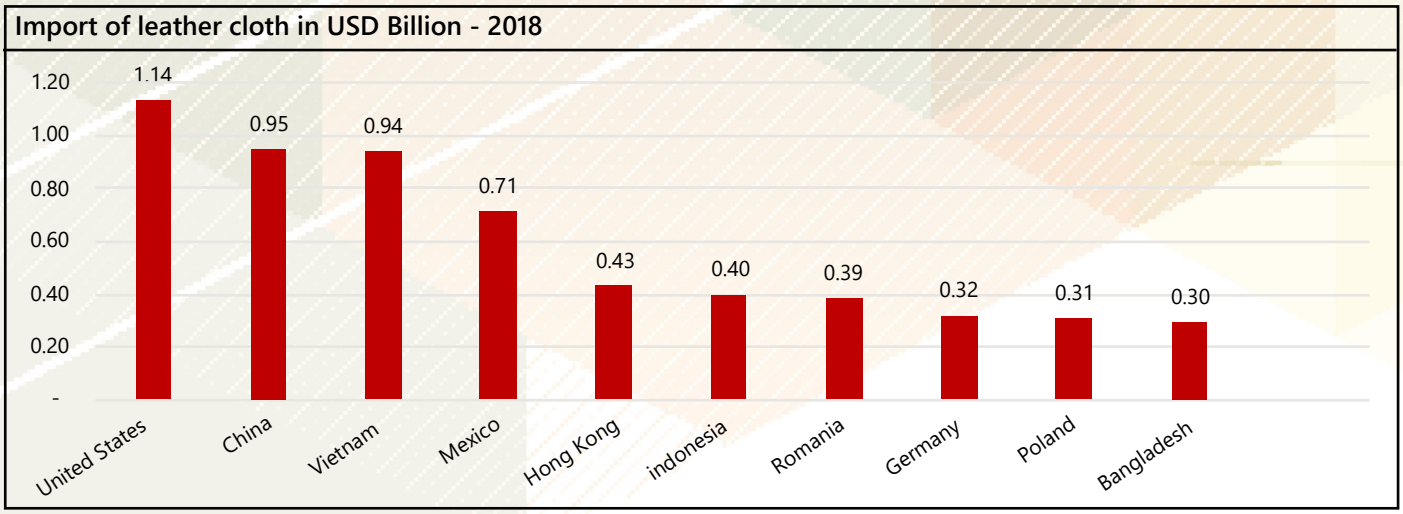

Source: Trade Map, Plexconcil Research

Some of the large players in leather cloth business in India include: Mayur Uniquoters, Manish Vinyls, Marvel Vinyls, Om Vinyls, Natroyal Industries, Arora Vinyl, RMG Polyvinyl, Roto Screentech, Fenoplast, and others.

Industry Speak

Arun Bagaria,
Executive Director,
Mayur Uniquoters

In terms of demand and application, what is the difference between PU and PVC Leather cloth?

PU & PVC both are types of imitation leather but they differ in the raw materials that they are made off and the process by which they are made. PVC has more layers making it tougher and durable. PU on the other hand has fewer layers making it moresoft and flexible to use. In terms of usage of PVC can withstand more extreme wear and weather conditions while PU gives the suppleness, softness and aesthetics like real leather. The application of both the materials are mostly complementary to one another.

Which applications/ industry find the highest demand for the product? Which are the emerging segments that are likely to find application of Leather Cloth/ Imitation Leather?

Many industries use leather cloth. Some applications are in Automotive Interiors, Footwear, Furnishing, Fashion Accessories (ladies hand bags, wallets, sports goods etc.), Fashion (apparel) and Medical. Emerging segment would be the ones that require replacement of Real leather. Worldwide, there is increasing demand in Automotive Interior and Hospitality Industries that have been replacing real leather with imitation leather cloth.

What are the distinct advantages of Imitation Leather over traditional material? What has been its impact since it was first introduced?

Imitation leather firstly allowed a mass usage of "leather like" surfaces at affordable prices. Recently however, Imitation Leather has become the preferred product with increased awareness and demand for animal free products. The biggest advantage of Imitation Leather is that it is low maintenance, can be cleaned easily and it is cost effective per sq. meter as compared to real leather.

Consumer trends have a huge impact on the product segment considering the significance of quality, comfort and aesthetics of the product. What are emerging trends or new developments in the segment globally today?

Consumer trends have played the biggest role in the evolution of imitation leathers. While each market has its own quality and design requirements, with each having different ratios, in general, products are being continuously developed to meet new challenges especially pertaining to:

- Design (comfort and aesthetics)
- Quality
- Safety and durability
- Sustainability
- High degree of flame retardance

Recently, the consumer awareness towards the importance of using sustainable materials has led to an increased focus on product design and its life cycle assessment. Greener products made in greener manufacturing plants and that have a smaller impact on the environment during their usage and end of life cycle (including the ability of being recycled) are the latest global big trends. Circular economy as with all plastic products is the final aim for the segment as well.

Which countries have the highest demand for Indian manufactured leather? What are the other global opportunities for our products?

Less than the country of origin, the quality of the product is what makes the difference. India has a great potential but we also need to establish our self as a quality producer rather than a low cost / volume producer. Currently Indian manufactured Imitation Leather is exported to Middle east, USA and some parts of Europe.

What are the advantages that the Indian manufacturers have to offer on a global platform?

Indian Manufacturer can offer competitively priced products that are equal in terms of quality, performance and service on a global platform in comparison to any other countries. Established Indian manufacturers with a skilled or well-trained workforce have the capabilities needed for new development in product, process and the entire value chain. With English language being the medium of instruction in higher education universities gives us a distinct advantage in communicating our ideas and business globally.

Meanwhile, the biggest competition to India is China. A lot of investments are being made in Vietnam and Indonesia as well.

How have technologies in manufacturing evolved/ changed over the years? What are the measures/ support needed to improve India's manufacturing capacities/ capabilities?

Manufacturing processes have evolved immensely over time. From very basic machines to fully automated machines, the industry has gone from being from labour intensive to capital intensive. Why? Because in manufacturing today, the key words are efficiency and reliability. Machinery and processing techniques are intrinsic to a product's quality. As in many different areas however, quality and automation imply investing in machines purchased from outside of India, namely Europe or (lately) China. India has a long way to go in the competing at this level. India also lags in the development of hardware and good quality raw materials.

The key measures required are:

- Development of engineering and technological skills to create talented work force.
- Research & Development at various levels with private and government funding to generate new ideas and advances in raw material production.
- Availability of ample power, water, land, financial backing and management talent
- Adoption of Industry 4.0 has been seen as the revolution of the decade. Information technologies play a big role, and that's where India can (and should) set its leadership given India's competencies and prowess in technology.

What are the typical challenges faced by exporters in the segment?

Some of the major challenges faced by exporters in the segment include:

- Raw material not available locally and it is heavily import reliant, it increases costs and impacts competitiveness for our products globally.
- Logistic cost very high because of the lack of infrastructure
- Cost of capital is very high compared to most global competitors
- Efforts to change the image of the country from a low price country to a quality manufacturer is still lacking.

What is the kind of support that is needed to boost exports of the product segment?

Industry policies should align to export segment. This needs to be addressed especially in terms of:

- Improvement in infrastructure
- Ease to doing business to reduce transitional cost
- Industries support to set local Raw Material producton

Bio-based Polyester Polyol has 70-75% renewable content. What is the impact of such products on the PU/PVC leather segment?

Bio based monomers play a significant role in the sustainability efforts in all major polymer industries. PU based Polyols derived from natural oils (plants) have existed for years. However, the challenge was the fine-tuning of properties to meet requirements and the viability of a large scale production (at affordable prices).

Plasticizers for PVC which are derived from plant based oils also existed for decades. However, as the demand is driven by the market trends, these bio based materials have been slow in making their way to the consumers considering the challenges that needed to be overcome (durability, quality, competitiveness).

The need today is to take a systematic approach (design-to-recycle for example) instead of a "one off" approach where a bio based polymer is used but it cannot be recycled or re-used.

It is important to see the bigger picture.

Today the entire world is keenly focused on developing bio based raw materials and finished goods in a manner that helps to reduce its carbon footprint and impact on global warming as well as ensure sustainability.

Bio based Polyol for sure makes PU leather products more environmentally friendly products. Such raw materials will make a major impact in reducing global warming and offer solutions for new products with better properties and end of life recyclability, thus, supporting reduction in the use of the world's fossil fuels.

Industry Speak

Amitabh Goenka, Executive Director, Premier Polyfilms

Premier Polyfilm Ltd., set up in 1993, is a leading manufacturer and exporter of PVC Floorings, PVC Artificial Leather, PVC Sheetings and Flexible Films, Safety products like Electrical Insulation Mats and PVC Geomembranes for waterproofing of underground structures and roofs. The Factory houses modern Calendaring lines along with matching printing, lamination and tile cutting facilities, all imported from U.S.A. The company has a well-equipped laboratory where regular and continued R&D assignments are undertaken.

All products meet relevant EN, ISO & BIS specifications and products are exported to over thirty countries. Premier is a Star Export House and recipient of Top Exporter Award from the PLEXCONCIL for the past many years.

Premier' is a growth oriented, distinguished manufacturer, embracing modern technology & efficient processes, innovating & providing exceptional value to our customers on a consistent basis, while integrating honesty, integrity and business ethics into all aspects of our business functioning.

In terms of demand and application what is the difference between PU and PVC leather cloth?

PVC and PU are both different types of raw materials and are used for making artificial leather. The production process for both is also different. Both products types can be formulated and engineered to meet desired customer and application requirements including colour, finish strength, hand and surface feel. In India, majority of the demand is for PVC leather is due to its excellent wear & tear properties and reasonable prices. It is used for seat covers in Cars, 2 & 3 wheelers, trains & buses and for use as upholstery for chairs & sofas. On the other hand, PU Leather is much softer in feel, looks & feels like genuine leather. PU leather is mainly used in ladies' shoes & sandals, ladies handbags & purses, etc. Furthermore, PU leather has breathable properties making it more comfortable in comparison when used on chairs or sofas but it is not meant to withstand rough & tough use. However, imitation leather from PVC is also improving with the use of new additives & processes and it is preferred where cost is an issue or where a long service life is desired. Although no official data is available but I feel demand for PU leather is around 5% of PVC leather in India. Even for export markets, main demand from India is for PVC leather or sometimes a product made in combination of PVC & PU raw materials.

How have technologies in manufacturing evolved changed over the years and what are the measures needed to improve India's manufacturing capacity is capabilities?

India started producing PVC leather nearly 50-60 years ago. Now-a-days a combination of PVC & PU or only PU leather can be used to produce imitation leather. Leather can be made with such chemicals that ensure it does not become too hot in summers and it remains comfortable to use. Plasticiser recovery systems have also been introduced which not only help in curbing pollution but also provide some monetary benefit to the producer. Due to the versatile nature of the product and to cater to requirements of a large population in India, several Indian machine manufacturers now produce modern machines for producing PVC Leather but the existing manufacturers, especially in the MSME segment, are reluctant to replace old & inefficient machinery. Govt should immediately introduce the TUFS Scheme (technological upgradation fund) to enable quicker introduction of latest machines which will not only help in reducing imports of certain varieties of imitation leather in India but also open new export markets.

Which applications / industry find the highest demand for the product? Which are the emerging segments that are likely to find application in Leather cloth / imitation leather?

Presently the transport segment & the shoe industry is having maximum demand. The emerging industries are luggage industry & ladies handbag industry.

For the automobile & other transport as mentioned above, there is no other cost effective & maintenance free option apart from PVC leather. Genuine leather is a wonderful product but it is very expensive and for textile-based upholstery fabrics, maintenance & cleanliness is an issue. Seeing these benefits, today, PVC leather is used commonly on office chairs & sofas. They are used in the healthcare industry as mattress covers as not only does it provide comfort but these are hygienic as it can be made anti bacterial & anti fungal to prevent growth of infection due to body fluids. Also, PVC leather is used in a big way to produce sports & school shoes as once again the main criteria is to provide a product at a very reasonable price and that other costs should be in the very affordable range. Imitation leather is also used in the sports equipment industry & in the stationery industry.

On the emerging segments, as India's economy is growing and even the women folk in smaller towns & rural areas are now exposed to internet & fashion, demand for ladies handbags, purses & luggage has come up in a big way. Since these customers are highly price conscious, use of PVC/PU leather keeps the cost of the end product very low.

What are the distinct advantages of imitation leather over traditional materials? What's been its impact since it was first introduced?

The advantages are several. Use of imitation leather helps conserve nature and is cost effective with a good service life all at the same time. Upholstery for a two wheeler is designed to carry the weight of at least 2 people sitting on a small seat, the berth in a train compartment in Indian conditions is meant to last for at least 3 years. Vast range of design choices are also now available. Designers can specify any colour or texture for upholstering a seat whether in a car or train or a theatre or even at home and a producer of imitation leather can realise it.

Consumer trends have a huge impact on the product segment considering the significance of quality comfort and aesthetics of the product? What are the new developments in the segment globally today?

Yes, due to emerging trends, imitation leather has gained huge popularity. Genuine leather and textiles made of natural fibres are expensive but imitation leather being cost effective can be replaced more often to keep pace with changing customer taste & preference. With the use of technology & superior additives in the raw material mix, it is possible to achieve such imitation leather that provide comfort & aesthetics like that of genuine leather. PU leather is breathable, which means there is constant air flow which helps in reducing perspiration during the summer months. PVC leather can be perforated making it suitable for in-seat air conditioning. Imitation leather is made with Fire Retardant & Low Smoke properties which make it a one of the safest choices for use in public transport including marine applications and in closed spaces like movie theatres. Conductive PVC leather is also produced for upholstering chairs in factories producing electronic equipments to keep static charge at bay. PVC leather with antifungal & antibacterial properties are very helpful in hospitals to maintain clean room environment. All these have been possible due to constant R & D in the segment globally and we should see several more innovations in this product in the times to come.



What are the advantages that the Indian manufacturers have to offer on a global platform?

Technically & cost wise, presently India does not have a cost benefit. Earlier the textile backing used behind the PVC coating was cotton which was advantageous for India but due to cost & versatility, today, Polyester/Viscose have replaced it. PVC raw materials, especially Emulsion PVC or Polyurethane are cheaper in China. However the main advantage India has is the cheaper labour cost. Also, Indian factories can more easily customise products as per buyers' requirements as compared to producers in China.

India should negotiate FTA's with partner countries so that Indian goods attract minimum import duties which will make it commercially more attractive to importers.

Which countries have the highest demand for Indian manufactured leather? What are the other global opportunities for our product?

The bulk of the demand for Indian imitation leather is from the Gulf countries & Africa. There exists a huge demand in USA as well but not many Indian manufacturers have successfully satisfied the customers' demands in the region.

Global opportunities lie in USA, South America, Africa & Asian subcontinent. However, we should not forget that Indian producers face stiff competition from Chinese producers mainly because raw material is cheaper in China & they use one of the most modern manufacturing techniques.

What are the typical challenges faced by exporters in the segment?

As mentioned earlier, India is not very price competitive in PVC raw materials or even the Polyester yarn which is used for producing the backing fabric. Since these have to be imported from China & SE Asian countries, at least to the extent of logistics costs, the Indian products are expensive. There may be more than 200 producers of PVC leather in India but only a handful employ modern machines & techniques which is very important to capture export markets. Freight costs, energy & electricity costs are all much higher in India. In the past, when the Focus Product Scheme & Focus Market Scheme were in force, export of PVC leather attracted 5% incentive which got reduced to 2% under MEIS and it may remain in the same region under the yet to be announced RoDTEP scheme.

What is the kind of support that is needed to boost exports of the product segment?

With the growing pressure under WTO rules, the Govt will not be able to continue with any incentives for exporters. I feel that by strategically negotiating free trade agreements it can be ensured that Indian products remain the choice of importers which can greatly help in boosting exports. Introduction of TUFS scheme will attract manufacturers to upgrade to modern technology more easily which will enhance product quality. Advance authorization scheme should also be simplified to allow a manufacturer to export the goods using domestic raw materials and then replenish it with duty free imported raw materials without too much paper work and hassles. This will allow the manufacturer exporter to import raw materials when the prices are cheaper in the international market thereby maximising his profit and thus redirect his focus on exports rather than on domestic sales.

Industrial Entrepreneur Memorandums Update

IEMs signed in the Plastics segment during November 2019.

IEM No.	Company Name	State	Item of manufacture
1964	Chemfab Alkalis Limited	Andhra Pradesh	OPVC pipes
1996	Chemfab Alkalis Limited	Andhra Pradesh	OPVC pipes
2119	Raalchem Industries Limited	Gujarat	PVC films and sheets
2014	Samaro Global Industries Private Limited	Gujarat	Plastic flooring sheets
2105	Shrotra Enterprises Private Limited	Gujarat	HDPE woven bags
1962	Aareha Elastin FIBC Private Limited	Gujarat	FIBC bags
2059	Apollo Pipes Limited	Karnataka	PVC pipes
2123	Vacmet India Limited	Madhya Pradesh	BOPP films
2081	Brindavan Packaids Private Limited	Uttar Pradesh	Caps and closures, of plastics
1961	Padmaja Poly Packs Private Limited	Telangana	HDPE and PP woven sacks

Name	: Julia Pichugina
Company	: Polyform Group
Address	: Komsomolskaya str., 116l, 601900, Kovrov, Russia
Email	: pichuginays@gk-gw.ru
Contact	: +7 9101739952
Enquiry	: Buyer is interested in importing Polypropylene and polyethylene from India.

Name	: Trevor C Day
Company	: Michael Day Enterprises, LLC
Address	: 9774 Trease Rd, Wadsworth, Ohio, 44281, United States
Email	: tday@mday-llc.com
Contact	: +1 3303313129
Enquiry	: Buyer is interested in importing plastics raw materials from India.

Name	: Ing. Michele Busato
Company	: Arcopolimeri SRL
Address	: Via Galileo Galilei, 10/12 35012 Camposampiero, Padova, Italy
Email	: michelebusato@arcopolimeri.com
Contact	: +39 3346646893
Enquiry	: Buyer is interested in importing plastics raw materials from India.

Name	: Shunsuke Kobayashi
Company	: Daisaku Co. Ltd
Address	: 1-39-6, Ayase, Adachi-Ku, Tokyo, Japan
Email	: export@daisakutrading.com
Contact	: +81 356296768
Enquiry	: Buyer is interested in importing FIBC (HS code 630532) from India.

Name	: Hidenori Onodera
Company	: Honda Trading
Address	: Tang 8, Toa nha Mat troi song Hong, So 23 Phan Chu Trinh, Hanoi, Viet Nam
Email	: hidenori-onodera@hondatrading.com.vn
Contact	: +84 936567780
Enquiry	: Buyer is interested in importing plastics raw materials from India.

Name	: Nguyen Tan Thong
Company	: Namdan Ever Growing
Address	: 11 Le Binh St, W.4, D.Tan Binh, HCMC, Viet Nam
Email	: tanthong@namdan.com.vn
Contact	: +84 977778177
Enquiry	: Buyer is interested in importing masterbatches from India.

Business Inquiries

Name	: Duong Thi Thanh Thuy
Company	: Trieu Du Bon Plastics Production Co. Ltd
Address	: Lot 15-17, No. 1 Street, Tan Tao Industrial Zone, Binh Tan, Ho Chi Minh City, Viet Nam
Email	: thuygl1202@gmail.com
Contact	: +84 961666638
Enquiry	: Buyer is interested in importing plastics raw materials and plastic pipes.

Name	: Cindy
Company	: Perchem Vietnam Co. Ltd
Address	: 75/5 Nguyen Cuu Van Street, Ward 17, Binh Thanh District, Ho Chi Minh City, Viet Nam
Email	: pcsupervisor@perchemvn.com
Contact	: +84 909803849
Enquiry	: Buyer is interested in importing Black Masterbatches from India.

Name	: Simon Boakye
Company	: Simb Fabrics Designing & Trading Enterprise
Address	: PO Box 9226, Kumasi, Ghana
Email	: simbgh80@yahoo.com
Contact	: +233 272114352
Enquiry	: Buyer is interested in importing PVC floorcoverings from India.

Name	: Benjamin Osei Tutu
Company	: Standard Logistics Solutions Company Limited
Address	: PO Box 112, Accra, Ghana
Email	: standardlogscoltd@gmail.com
Contact	: +233 244816344
Enquiry	: Buyer is interested in importing kitchenware items of plastics from India.

Name	: Michael Asare Asiedu
Company	: KS Tech Solutions Limited
Address	: PO Box 87, Akropong, Koforidua, Ghana
Email	: kstechsolutionsltd@gmail.com
Contact	: +233 544064797
Enquiry	: Buyer is interested in importing writing pens from India.

Name	: Bridget Prempeh
Company	: Freddy Bebeto Enterprise
Address	: PO Box 158, Adum, Kumasi, Ghana
Email	: freddybebetoent@gmail.com
Contact	: +233 242703943
Enquiry	: Buyer is interested in importing floorcoverings from India.

Established since 1955, the Plastics Export Promotion Council, PLEXCONCIL, is sponsored by the Ministry of Commerce and Industry, Department of Commerce, Government of India. PLEXCONCIL is a non-profit organization representing exporters from the Indian plastics industry and is engaged in promoting the industry exports.

The Council is focused on achieving excellence in exports by undertaking various activities and initiatives to promote the industry. The Council undertakes activities such as participation at international trade fairs, sponsoring delegations to target markets, inviting foreign business delegations to India, organising buyer-seller meets both in India and the overseas etc.,

The Council also routinely undertakes research and surveys, organizes the Annual Awards to recognize top performing exporters, monitors the development of new technology and shares the same with members, facilitates joint ventures and collaboration with foreign companies and trade associations as well as represents the issues and concerns to the relevant Government bodies.

The Council represents a wide variety of plastics products including – Plastics Raw Materials, Packaging Materials, Films, Consumer Goods, Writing Instruments, Travel ware, Plastic Sheets, Leather Cloth, Vinyl Floor Coverings, Pipes and Fittings, Water Storage Tanks, Custom made plastic Items from a range of plastic materials including Engineered Plastics, Electrical Accessories, FRP/GRP Products, Sanitary Fittings, Tarpaulins, Laminates, Fishing Lines/Fishnets, Cordage/Ropes/Twines, Laboratory Ware; Eye Ware, Surgical/Medical Disposables.

Membership Benefits

- Discounted fees at International Trade Fairs and Exhibitions
- Financial benefits to exporters, as available through Government of India
- Disseminating trade enquiries/trade leads
- Instituting Export Awards in recognition of outstanding export performance
- Assistance on export financing with various institutions and banks
- Networking opportunities within the plastics industry
- Listing in PLEXCONCIL member's directory

Size

Rope: 2mm to 30mm | **Twine:** 15 ply to 120 ply

Length

20, 30, 50, 80, 100, 200 & 300 Meter and any type of Length/Weight as per buyer's Requirement.

Colors

Red, Green, Blue, yellow, orange, White, black, Brown and many more as per buyer's Requirement.

Tolerance

Weight, Length & measurement are approx with variation of ±6 to 8%.

Packing

Each bundle shrink or wrapped individually and then packed into woven sack bag. That Bag will be strapped 4 side. Assorted color packing or single color packing as per buyer requirement.

Why Aadarsh ?

With our commitment towords customers, we are consistently engaged in offering qualitative range of products. Our Products are highly demanded in global market because of the features like
Well Maintained Infrastructure Facility | Extensive Industry Experience | Wide Range of Products
Customer Satisfaction | Competitive Price | Quality Control

Aadarsh Filament Industries

Kaneria School Chowk, Power House Road, Junagadh Road, Dhoraji - 360410, Gujarat, India.
+91-2824-223331 +91-2824-223331 info@aadarshfilament.com www.aadarshfilament.com

AADARSH



Aadarsh Filament Industries

New Members

The Plastics Export Promotion Council added the following companies/firms as new members during December 2019. We would like to welcome them aboard!

S. No.	Company Name	Communication Address	Director	Email
1	AAKASH PACKAGING	PLOT NO. 61, SURAT SEZ, SACHIN, SURAT- 394230	BHARAT K TULSIANI	jyoti@aakash-packaging.com
2	PLASTIC PRODUCTS ENGINEERING COMPANY	107/A/2 , NEAR DISTRICT COURT, NAROL, AHMEDABAD-382405	ANISH K SHAH	ppecad1@sancharnet.in
3	TECHNO TARP & POLYMERS PVT LTD	310, B WING, EVEREST GRANDE, MAHAKALI CAVES ROAD, OPP. AHURA CENTRE, ANDHERI EAST, Mumbai-400093	Vijaykumar Ojha	yogitap@technorelief.com
4	FLUOROPLAST SOLUTIONS PRIVATE LIMITED	E-1046, SARASWATI VIHAR, PITAMPURA, NEW DELHI-110034	ABHISHEK BANSAL	FLUOROPLASTSOLUTIONS@GMAIL.COM
5	YUBY CONSUMER PRODUCTS PRIVATE LIMITED	FLAT NO. B 103, SAI VAASTU, S. NO. 13/5 15/4 PIMPLE SAUDAGAR, AUNDH CAMP, PUNE 411027	MANOJ C KULKARNI	manoj.kulkarni@yubyconsumerproducts.com
6	VIBRANT SPECIALITY PLASTO LLP	Shed No 4 No 31 Kamaraj Main Road Tass industrial Estate, Ambattur, Chennai- 600098	MANISH KHANNA	vibrantspecialityplasto@gmail.com
7	INDI LENS MANUFACTURING PRIVATE LIMITED	NO-56, 3RD EAST CROSS STREET, AMARAVATHY NAGAR, ARUBAKKAM, CHENNAI-600106	G. KANNAYIRAM	accounts@freedomophthalmic.com
8	Moldwell Products India P Ltd	Sf. No. 346, KudikinarThottam, Kottaipalayam , Coimbatore- 641110	SOUNDARARAJ	sales@moldwell.com
9	PACKKOID INDUSTRIES PVT LTD	PLOT No.1369-1370, METODA GIDC, TAL LODHIKA, RAJKOT-360021	KISHORBHAI BARASIYA	export@signorpolymers.com
10	UNOMAX PENS AND STATIONERY PVT LTD	BUILDING NO. 1, SURVEY NO. 597/1 AND 597/1-C, SOMNATH ROAD, DABHEL, NANI DAMAN, DAMAN 396210	PANKAJ G RATHOD	menezes200506@gmail.com
11	J.M. ENTERPRISE	VILL-BENUDIA, PO&PS BHAGWANPUR, DIST.-PURBA MEDINIPUR ,BHAGWANPUR- 721601	JIYAUL MALLICK	JMENTERPRISE9564@GMAIL.COM
12	INNOVA POLYPAK PRIVATE LIMITED	SY NO 28 AND 29 KACHARAKANAHALLI, SOUKYA ROAD, BANGALORE RURAL, BANGALORE-560067	SREERAMA MADANKUMAR KARTHIK	innovappl98@gmail.com
13	B.S. TRADING COMPANY	KAULA ROAD , JANDLI AMBALA CITY, 134003	SIMRANJEET SINGH	bstradingcompany47@gmail.com
14	GMS PLASTIC MACHINERY PVT LTD	2A2, COURT CHAMBERS, 35, NEW MARINE LINES, MUMBAI- 400020	HAREN SANGHAVI	gms.plasticmachinery@gmail.com
15	VATTI POLYMER INDUSTRIES	H NO.9 1 66 3, 4TH FLOOR, S D ROAD, SECUNDERABAD500003	VATTI MARIA KALYANI	maria.kalyani@yahoo.com
16	DRTECH	11/1 SIDCO INDUSTRIAL ESTATE , DINDIGUL - 624003	RAVICHANDRAN RAJAGOPAL	drtechravi@gmail.com
17	ALLIANCE RECYCLING LLP	PLOT NO 70/71 ACCHAD INDUSTRIAL ESTATE, ACCHAD,PALGHAR - 410606	ROHAAN B PALSI	tehmton29@gmail.com

TREND IN OVERALL EXPORTS

India reported merchandise exports of USD 27.4 billion in December 2019, down 2.0% from USD 27.9 billion in December 2018. Cumulative value of merchandise exports during April 2019 – December 2019 was USD 239.4 billion as against USD 244.9 billion during the same period last year, reflecting a decline of 2.3%.

Exhibit 1: Trend in overall merchandise exports from India

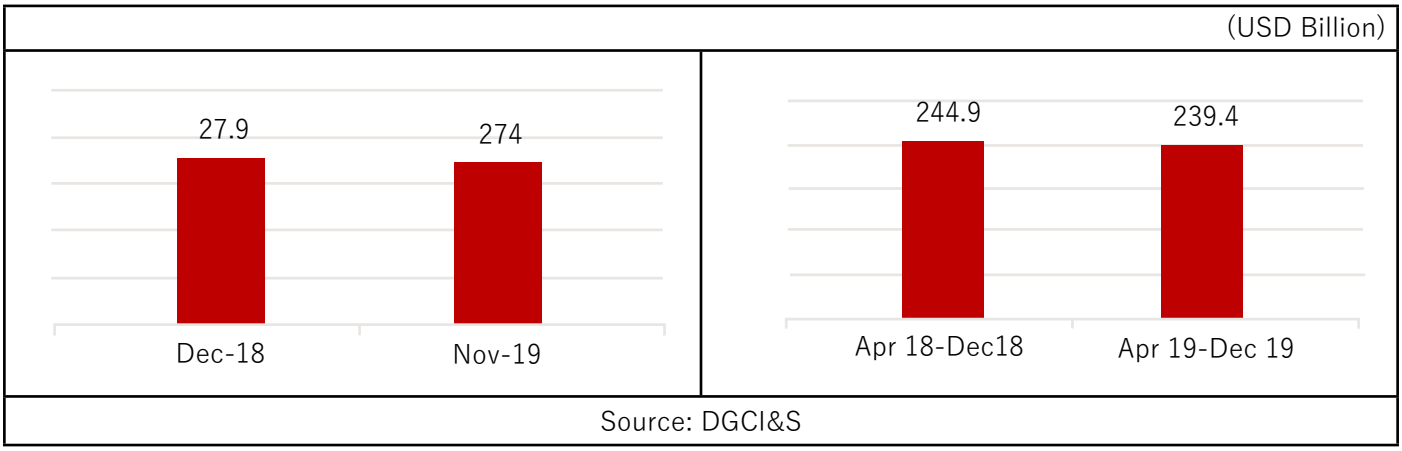

TREND IN PLASTICS EXPORT

During December 2019, India exported plastics worth USD 682 million, down 17.1% from USD 822 million in December 2018. Cumulative value of plastics export during April 2019 – December 2019 was USD 6,419 million as against USD 7,039 million during the same period last year, registering a negative growth of 8.8%.

Exhibit 2: Trend in plastics export by India

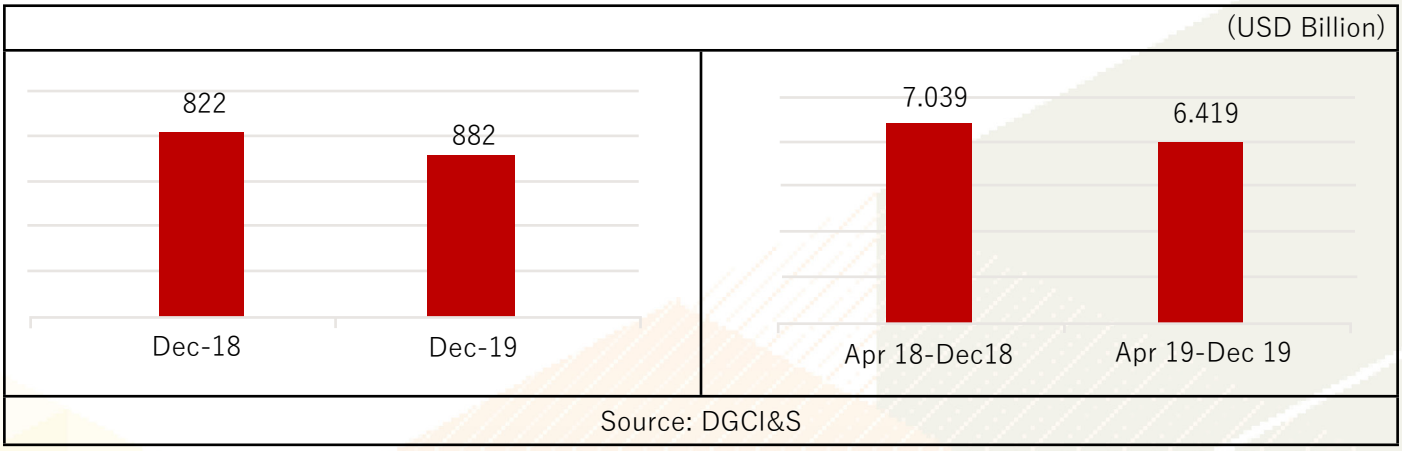

- Plastics formed 2.68% of India's overall merchandise exports in April 2019 – December 2019
- India exported plastics to 210 countries in April 2019 – December 2019
- China, United States and United Arab Emirates were the top three buyers of plastics from India in April 2019 – December 2019

PLASTICS EXPORT, BY PANEL

In December 2019, Other plastic items witnessed year-on-year growth of 22.2%; followed by human hair, products thereof (+9.2%). Product categories that reported negative growth include plastic raw materials (-33.3%); stationery/office/school supply (-9.8%); plastic sheet, film, plates (-8.6%); optical items (-7.7%); moulded & extruded goods (-2.1%); and packaging materials (-0.6%).

Exhibit 3: Panel-wise % growth in plastics export by India

Panel	Dec-18	Dec-19	Growth	Apr 18-Dec 18	Apr 19-Dec 19	Growth
	(USD Mn)	(USD Mn)	(%)	(USD Mn)	(USD Mn)	(%)
Plastic raw materials	391.49	261.01	-33.3%	3,485.36	2,682.02	-23.0%
Plastic sheet, film, plates etc	127.88	116.93	-8.6%	1,099.80	1,110.89	1.0%
Moulded & extruded goods	107.56	105.27	-2.1%	838.75	933.78	11.3%
Packaging materials	74.13	73.72	-0.6%	624.40	649.09	4.0%
Optical items (incl. lens etc)	39.14	36.14	-7.7%	354.06	325.76	-8.0%
Other plastic items	30.26	36.98	22.2%	269.58	327.89	21.6%
Stationery/Office/School Supply	23.62	21.31	-9.8%	185.23	175.86	-5.1%
Human hair, products thereof	27.63	30.18	9.2%	182.23	213.59	17.2%
	821.71	681.54	-17.1%	7,039.40	6,418.90	-8.8%

Note: Plastics are segregated under eight panels by DGCI&S
Source: DGCI&S

PLASTICS EXPORT, BY REGION

India's plastics export in December 2019 was positive in Commonwealth of Independent States (+13.8%). Export growth was negative in North-East Asia (-25.9%); European Union (-25.2%); ASEAN + 2 (-24.9%); South Asia (-17.4%); Africa (-12.6%); Middle East (-8.9%); Latin America & Caribbean (-7.8%); and North America (-2.8%).

Exhibit 4: Region-wise trend in plastics export by India

Region	Dec-18	Dec-19	Growth	Apr 18-Dec 18	Apr 19-Dec 19	Growth
	(USD Mn)	(USD Mn)	(%)	(USD Mn)	(USD Mn)	(%)
European Union (EU)	179.06	133.85	-25.2%	1,406.75	1,213.71	-13.7%
North-East Asia	158.20	117.19	-25.9%	1,140.67	1,036.02	-9.2%
Middle East	110.40	100.59	-8.9%	1,054.54	981.49	-6.9%
North America	106.79	103.81	-2.8%	923.73	997.99	8.0%
Africa	91.76	80.18	-12.6%	834.71	786.93	-5.7%
South Asia	67.03	55.37	-17.4%	643.99	555.93	-13.7%
ASEAN + 2	65.09	48.87	-24.9%	559.97	470.55	-16.0%
Latin America & Caribbean (LAC)	33.50	30.89	-7.8%	375.35	270.72	-27.9%
CIS	7.12	8.11	13.8%	69.12	82.28	19.0%
Others	2.76	2.69	-2.7%	30.57	23.28	-23.9%
	821.71	681.54	-17.1%	7,039.40	6,418.90	-8.8%

Source: DGCI&S

PLASTICS EXPORT, BY DESTINATION COUNTRY

During December 2019, four out of the top 25 destination countries recorded year-on-year growth in plastics export from India. Export to Canada witnessed a high growth rate of 13.9% during the period.

On a cumulative basis, during April 2019 – December 2019, five out of the top 25 destination countries recorded year-on-year growth in plastics export from India. Exports to Saudi Arabia witnessed a high growth rate of 33.1%, during the above period.

Exhibit 5: Top 25 destinations of plastics exported by India

Country	Dec-18	Dec-19	Growth	Apr 18-Dec 18	Apr 19-Dec 19	Growth
	(USD Mn)	(USD Mn)	(%)	(USD Mn)	(USD Mn)	(%)
China	136.15	97.48	-28.4%	951.97	859.42	-9.7%
United States	86.28	84.10	-2.5%	742.43	823.45	10.9%
United Arab Emirates	39.46	32.36	-18.0%	332.05	331.36	-0.2%
Italy	38.28	21.96	-42.6%	294.35	208.25	-29.3%
Germany	29.87	22.75	-23.8%	241.54	213.26	-11.7%
Bangladesh	22.03	21.43	-2.7%	249.60	208.13	-16.6%
Turkey	19.66	14.73	-25.1%	214.19	155.78	-27.3%
United Kingdom	28.22	23.89	-15.3%	201.74	200.22	-0.8%
Nepal	21.76	22.16	1.9%	177.96	189.77	6.6%
Vietnam	19.49	9.69	-50.3%	159.10	114.74	-27.9%
France	15.26	12.33	-19.2%	139.65	119.52	-14.4%
Indonesia	10.86	8.32	-23.4%	137.07	79.93	-41.7%
Egypt	9.55	6.55	-31.4%	124.02	74.78	-39.7%
Belgium	16.31	8.96	-45.0%	105.10	82.75	-21.3%
Japan	13.69	8.61	-37.1%	111.33	84.31	-24.3%
Nigeria	10.36	10.81	4.3%	113.55	94.72	-16.6%
Pakistan	9.94	0.23	-97.7%	97.11	41.81	-56.9%
South Africa	8.78	8.19	-6.8%	82.42	102.89	24.8%
Israel	9.03	7.19	-20.3%	99.51	84.01	-15.6%
Mexico	10.96	8.84	-19.3%	99.12	79.80	-19.5%
Kenya	11.63	7.24	-37.7%	100.09	91.16	-8.9%
Spain	11.92	9.07	-24.0%	92.41	80.24	-13.2%
Sri Lanka	9.18	7.80	-15.1%	89.11	76.23	-14.4%
Canada	9.55	10.88	13.9%	82.18	94.74	15.3%
Saudi Arabia	11.63	12.49	7.4%	70.71	94.14	33.1%

Note: Top 25 destinations based on 2018-19 plastic exports by India
Source: DGCI&S

India exported plastics to 188 countries in December 2019 as compared to 185 countries in December 2018.

Exhibit 6: Panels with details of % growth seen in top 10 export destinations

Panel	Country	Apr 18-Dec 18 (USD Mn)	Apr 19-Dec 19 (USD Mn)	Growth (%)
Plastic raw materials	China	791.06	651.39	-17.7%
	Italy	209.86	123.22	-41.3%
	Turkey	186.27	132.98	-28.6%
	Bangladesh	176.51	135.21	-23.4%
	United Arab Emirates	150.88	118.11	-21.7%
	United States	133.26	96.29	-27.7%
	Vietnam	139.81	96.67	-30.9%
	Nepal	108.82	113.34	4.2%
	Indonesia	108.24	52.09	-51.9%
	Pakistan	88.83	38.56	-56.6%
Plastic sheet, film, plates etc	United States	166.27	195.29	17.5%
	United Arab Emirates	47.56	51.28	7.8%
	Germany	54.94	50.51	-8.1%
	South Africa	47.80	50.73	6.1%
	Nigeria	48.77	29.27	-40.0%
	Italy	38.47	33.43	-13.1%
	United Kingdom	38.82	45.20	16.4%
	Bangladesh	35.28	27.54	-21.9%
	Mexico	36.38	28.54	-21.5%
	Spain	29.81	27.62	-7.3%
Moulded & extruded goods	United States	191.92	258.58	34.7%
	United Arab Emirates	52.47	70.35	34.1%
	United Kingdom	43.90	43.69	-0.5%
	Germany	39.81	36.08	-9.4%
	Canada	35.88	49.04	36.7%
	Sri Lanka	18.18	10.15	-44.2%
	Spain	16.72	14.60	-12.7%
	Nigeria	14.59	17.51	20.1%
	Saudi Arabia	12.40	18.63	50.3%
	Brazil	14.64	17.79	21.5%
Packaging materials	United States	119.94	137.90	15.0%
	United Kingdom	51.91	47.41	-8.7%
	United Arab Emirates	31.87	37.69	18.3%
	Netherland	24.38	22.17	-9.1%
	Germany	19.25	14.48	-24.8%
	Belgium	16.49	6.98	-57.6%
	France	14.61	13.37	-8.5%
	Spain	14.37	13.66	-4.9%
	Djibouti	10.87	9.31	-14.3%
	Nepal	11.65	10.41	-10.6%

Note: Top 10 destinations based on India's 2018-19 exports under the eight plastic product panels
Source: DGCI&S

Panel	Country	Apr 18-Dec 18 (USD Mn)	Apr 19-Dec 19 (USD Mn)	Growth (%)
Optical items (incl. lens etc)	France	90.93	78.03	-14.2%
	Germany	36.84	33.24	-9.8%
	United Kingdom	33.73	31.03	-8.0%
	United States	19.69	8.31	-57.8%
	United Arab Emirates	11.22	13.56	20.9%
	Netherland	14.59	18.67	28.0%
	Poland	11.27	14.44	28.2%
	Italy	9.81	17.99	83.4%
	Russia	9.00	7.18	-20.2%
	Israel	6.99	5.64	-19.2%
Other plastic items	United States	62.07	74.10	19.4%
	Belgium	25.32	19.78	-21.9%
	United Arab Emirates	21.45	28.19	31.4%
	South Africa	6.57	20.72	215.3%
	United Kingdom	9.49	12.77	34.6%
	Italy	10.40	11.04	6.2%
	Germany	8.68	11.08	27.5%
	Poland	7.20	6.29	-12.6%
	Nepal	7.02	7.51	7.1%
	Saudi Arabia	6.75	7.32	8.5%
Human hair, products thereof	China	103.95	148.10	42.5%
	Myanmar	20.53	6.42	-68.7%
	United States	11.64	11.77	1.1%
	Tunisia	8.46	10.02	18.5%
	Hong Kong	7.03	10.67	51.8%
	Bangladesh	4.81	4.59	-4.6%
	United Arab Emirates	4.22	3.40	-19.3%
	Vietnam	3.06	2.98	-2.6%
	Indonesia	2.96	2.23	-24.7%
	Italy	2.71	1.81	-33.3%
Stationery/Office/School Supply	United States	37.64	41.22	9.5%
	United Arab Emirates	12.39	8.79	-29.0%
	United Kingdom	11.09	8.26	-25.6%
	Thailand	9.06	7.64	-15.6%
	Algeria	5.06	5.77	14.0%
	Bangladesh	4.60	5.78	25.6%
	Germany	4.86	4.01	-17.5%
	Mexico	4.14	3.23	-21.9%
	Latvia	4.45	2.06	-53.6%
	Nepal	4.00	3.81	-4.9%

Note: Top 10 destinations based on India's 2018-19 exports under the eight plastic product panels
Source: DGCI&S

ANNEXURE-I

Trend in overall exports by India

Month	2018-19	2019-20	Growth
	(USD Bn)	(USD Bn)	(%)
April	25.95	26.07	0.5%
May	28.78	30.01	4.3%
June	27.15	25.01	-7.9%
July	25.89	26.32	1.7%
August	27.87	26.13	-6.3%
September	27.90	26.11	-6.4%
October	26.98	26.43	-2.1%
November	26.46	25.94	-2.0%
December	27.91	27.35	-2.0%
	244.89	239.37	-2.3%

Source: DGCI&S

ANNEXURE-II

Trend in plastics export by India

Month	2018-19	2019-20	Growth
	(USD Mn)	(USD Mn)	(%)
April	742.66	702.53	-5.4%
May	741.65	830.55	12.0%
June	769.08	732.57	-4.7%
July	730.46	709.33	-2.9%
August	830.05	699.40	-15.7%
September	780.35	649.17	-16.8%
October	778.02	693.21	-10.9%
November	845.42	720.60	-14.8%
December	821.71	681.54	-17.1%
	7,039.40	6,418.90	-8.8%

Source: DGCI&S

BIGBAGS
INTERNATIONAL PVT. LTD.
DYNAMIC I DRIVEN I DEPENDABLE

Block No. 8,
EPIP Industrial Area, Ganjimutt,
Mangalore – 574144
info@bigbagsinternational.com
+91-824-2866400
www.bigbagsinternational.com

ISO 9001:2015, FSSC 22000, BRC Certified Company

WE PACKAGE PIECE OF MIND -
One of Indias largest FIBC manufacturer

DYNAMIC | DRIVEN | DEPENDABLE

- Eternal leaders, astute conquerors.
- Export promotion award for several years by All India flat tape manufacturers association.
- Export excellence award for best manufacturer by federation of Karnataka chambers of commerce & industry (2014).
- Export excellence award for the best district exporter- Dakshina Kannada for the year 2015 & 2016 by,
  Federation of Karnataka chambers of commerce and industry.
- 2nd best exporter of FIBC's for the year 2013 until 2019 by Plastic export promotion council.
- Best District exported Award by Federation of Karnataka chambers of commerce and industry for FY 2017-18.